



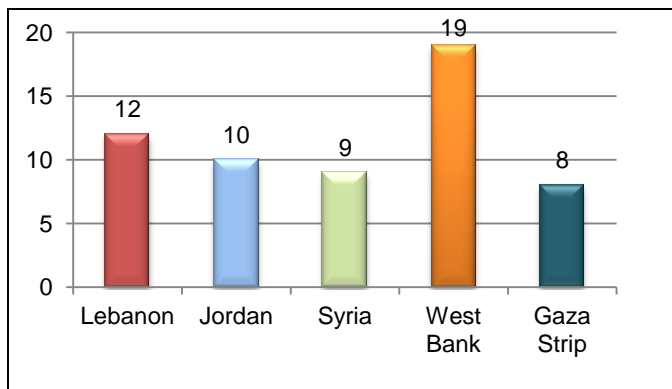
Palestinian Central Bureau of Statistics (PCBS)

On The Occasion Of the International Day of Refugees (20/06/2017).

66% of Palestinians who were living in Historic Palestine (British-Mandated Palestine) in 1948 were Expelled and Displaced

The human plight and tragedy that has befallen on the Palestinian people in 1948, a devastating tragedy was expelled and displaced from land seized by Israeli occupation as about 957 thousand Palestinian Arabs, representing 66.0% of the total Palestinians who were living in historic Palestine on the eve of the war of 1948, according to estimates in 1950.

Number of Official Palestinian Camps as Recognized by UNRWA by the Residential Country



Source: General Statistics UNRWA Statistics Bulletin-2016(11 May 2017)

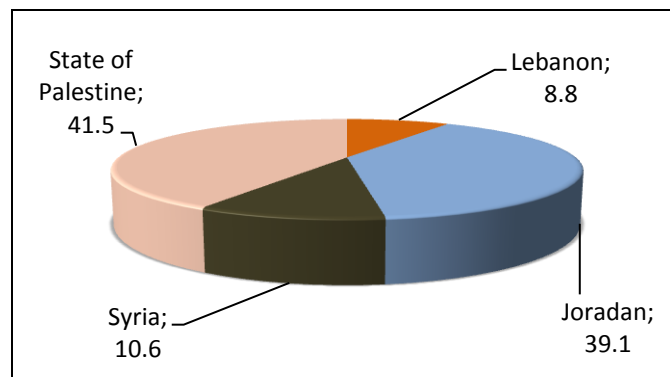
Several official estimates on the number of Palestinian refugees on the eve of the 1948 war were released from various sources. However, United Nations released two estimates: the first referred to the number of Palestinian refugees that amounted to about 726 thousand refugees as based on the estimates of the United Nations in 1949. And the second that amounted to 957 thousand refugees as based on estimates of 1950.

5.9 million Registered Refugees in UNRWA

UNRWA Records indicated that the number of registered Palestinian refugees in 2016 amounted up to about 5.9 million and these figures represented the minimum number of Palestinian refugees. Palestinian refugees in the West Bank who are registered with UNRWA as in 2016 accounted up to 17.0% of the total

refugees registered with UNRWA against 24.5% in Gaza Strip. At the level of the Arab countries, the percentage of Palestinian refugees registered with UNRWA in Jordan, amounted up to 39.1% of the total Palestinian refugees while the percentage of Palestinian refugees registered with UNRWA in Lebanon and Syria reached 8.8% and 10.6% respectively.

Percentage Distribution of Palestinian Refugees by the Residential Country 2016, (According to the data of UNRWA on the Palestinian Refugees)

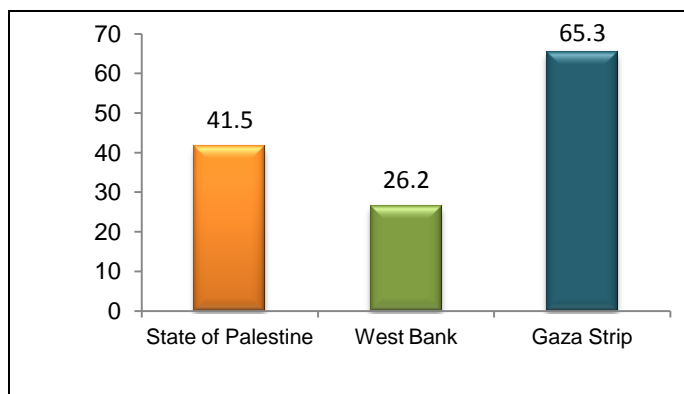


Source: General Statistics UNRWA Statistics Bulletin -2016 (11 May 2017)

42% of the total Population in State of Palestine are Refugees

Data refer that the percentage of the population of refugees in State of Palestine in 2016 is estimated at 41.5% of the total Palestinian population living in State of Palestine, and data indicated that 26.2% of the population in the West Bank are refugees, while the percentage of refugees in Gaza Strip is 65.3%.

Percentage of Refugees in State of Palestine by Region, 2016



Source: Palestinian Central Bureau of Statistics 2017. Database of the Labor Force Survey, the fourth quarter 2016. Ramallah -Palestine



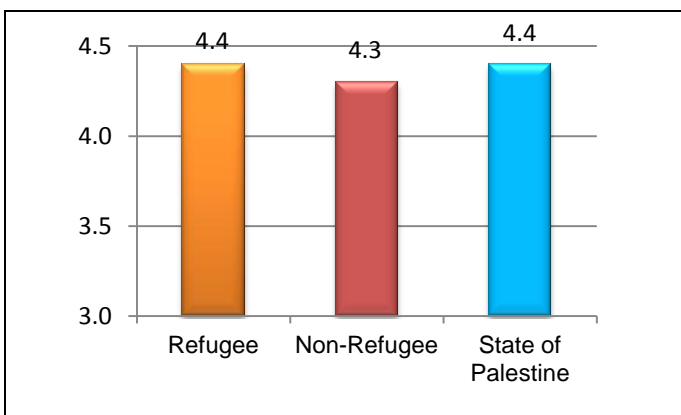
Palestinian Refugees are Characterized as a Youngsters Community

The percentage of persons aged less than 15 years in State of Palestine reached 39.1% (as of 39.3% for refugees and 38.9% for non-refugees) in the fourth quarter 2016, while the percentage of elderly aged 60 years and over among refugee reached 4.2% of the total refugees while for non-refugees reached 4.8%.

Palestinian Refugee Women living in State of Palestine are the most Fertility

The total fertility rate for the period (2008-2009) in State of Palestine amounted 4.4 births. When compared to those rates by refugee status, it is clear to us that there are light differences in the total fertility rates between refugees and non-refugees, the total fertility rate among refugee reached 4.4 births while these rates among non-refugee reached 4.3 births.

Fertility Rates in State of Palestine by refugee Status (2008 -2009)



Source: Palestinian Central Bureau of Statistics, 2017. Palestinian family Survey Database, 2010. Ramallah –Palestine

Participation rate in labor force is low for both refugees and non-refugees

The results of the Labor Force Survey in 2016 showed that the participation rate in labor force among refugees aged 15 years and over whom residing in State of Palestine were 46.1% against 45.5% for non-refugees.

Unemployment rate is high for refugees

Data indicated that there is a clear difference on the level of unemployment rate among refugees and non-refugees, as unemployment rate among refugees reached up to 33.3% compared to 22.3% among non-refugees.

One-third of the Refugees are working as Specialists and Technicians

In 2016, the profession of "technicians, specialists, assistant, and clerks" considered as the most accommodating profession among refugees and non-refugees in State of Palestine alike as refugees amounted to 33.8% while the non-refugees reached 22.9%. Also, legislators and senior management staff represented the lowest percentage for both of refugees and non-refugees with a variation by 3.0% for refugees and 3.3% for non-refugees.

An Increase in Percentages of Educational Attainment among Refugees

The percentage of illiteracy among Palestinian refugees in 2016 for individuals aged 15 years and over reached 2.7%, while among non-refugee reached 3.3%. As a percentage of Palestinian refugees aged 15 years and over who obtained a bachelor's degree or higher reached 14.9 % of the total refugees aged 15 years and over against 12.6% for non-refugees.

About 65% of the Refugee Households live in an Apartment

Data of 2016 indicated that 43.3% of the households of State of Palestine live in an independent house, the percentage among non-refugee was 50.2% against 34.1% for refugees, and the percentage of household living in an apartment reached 54.4% (46.4% non-refugee against 65.2% for refugee). The percentage of refugee households living in a rented accommodation reached 10.6% of the total refugee households and 72.1% for refugee households are living in owned housing unit.

The Situation of Palestinians Refugees in Diaspora:

Palestinians refugees in Jordan

The socio-economic conditions of the Jordan's Palestinian camp refugees study 2011, which prepared by FAFO shows that 39.9% of persons in the Palestinian camps refugees in Jordan aged under 15 year old , while the percentage of elderly (65 years and over) was 4.3%, and the average of household size was 5.1 persons. The data also indicated that the percentage of illiteracy rate among the Palestinian camps refugees in Jordan aged 15 and over was 8.6%.



Palestinians refugees in Lebanon

Data available on Palestinians living in Lebanon in 2011 showed that 31.1% of the population were below the age of 15, 6.1% were aged 65 years and over. The sex ratio was 98.2 males per hundred females in 2011. Data available for 2011 indicated that the average Palestinian household size was 4.4 persons, the total fertility rate was 2.8 births per woman, the infant mortality rate was 15.0 per thousand live births and the mortality rate for children below the age of five was 17.0 per thousand live births in the same year.

All correspondence should be directed to:
Palestinian Central Bureau of Statistics
Ramallah – Palestine.
Tel: (970/972) 2 2982700
Fax: (970/972) 2 2982710
Toll Free: 1800300300
E-Mail : diwan@pcbs.gov.ps