



2007-





© 1430 - 2009.

- :2007-

:

. 2009

.

-

.

-

:

. - 1647 . .

(970/972) 2 242 6340 :

(970/972) 2 242 6343 :

diwan@pcbs.gov.ps :

http://www.pcbs.gov.ps :



فخامة الرئيس محمود عباس "أبو مازن"

رئيس اللجنة التنفيذية لمنظمة التحرير الفلسطينية

رئيس السلطة الوطنية الفلسطينية

35°3'0"E 35°8'30"E 35°14'0"E 35°19'30"E 35°25'0"E

2008

Palestinian Localities of Jenin Governorate, 2008



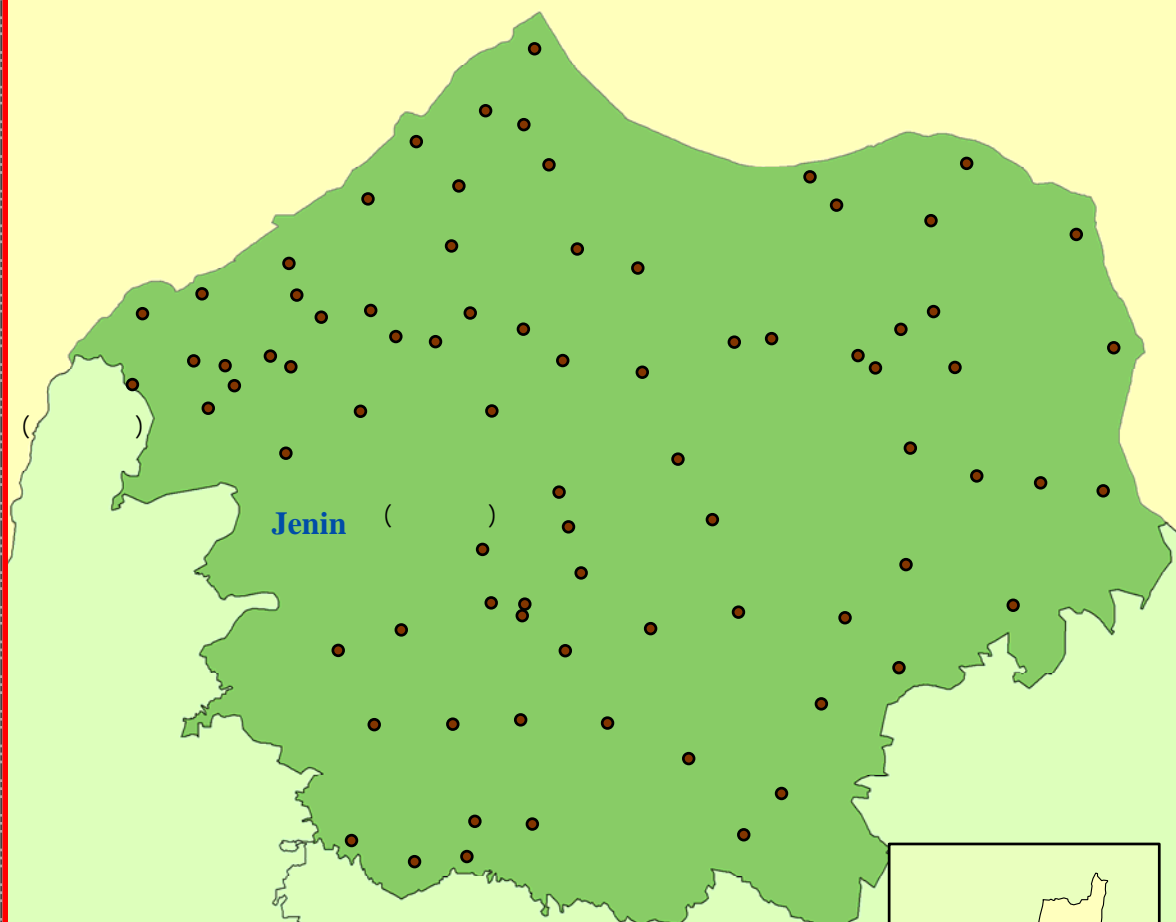
32°33'30"N 32°33'30"N

32°28'0"N 32°28'0"N

32°22'30"N 32°22'30"N

32°17'0"N 32°17'0"N

32°11'30"N 32°11'30"N

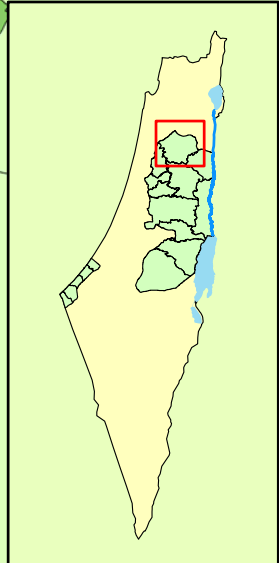


Tulkarm

Nablus

Qalqiliya

Scale 1:230,000



Source: Palestinian Central Bureau of Statistics, 2008

35°8'30"E 35°14'0"E 35°19'30"E 35°25'0"E

بِسْمِ اللَّهِ الرَّحْمَنِ الرَّحِيمِ

السلطة الوطنية الفلسطينية



منظمة التحرير الفلسطينية

بسم الله الرحمن الرحيم

تقديم من سيادة الرئيس محمود عباس "أبو مازن"
رئيس السلطة الوطنية الفلسطينية

يعتبر التعداد العام للسكان والمساكن والمنشآت ركناً أساسياً من أركان النظام الإحصائي الرسمي في أي دولة، حيث يأتي تنفيذه خلال عام 2007 استحقاقاً قانونياً وتنموياً ووطنياً وسيادياً، ويمثل تنفيذه لبنة أساسية في عملية بناء الدولة وإرساء أسس التخطيط السليم بمعايير علمية نظراً لما يوفره من إحصاءات دقيقة وتفصيلية لكافة نواحي الحياة، ويساهم في بناء الدولة الفلسطينية وإنجاز الاستقلال السياسي والاقتصادي والاجتماعي، وتحقيق التنمية.

لقد جاء تنفيذ هذا المشروع الوطني الكبير في ظل ظروف غاية في التعقيد على مختلف الأصعدة، مما جعل تنفيذ التعداد مهمة صعبة تعترضها الكثير من التحديات والأخطار، إلا أن عزيمة الشعب الفلسطيني وإصرار الفريق الوطني، واحتضان القيادة السياسية جعلت من التغلب على هذا التحدي أمراً ممكناً أدى إلى تنفيذ التعداد العام الثاني في الأراضي الفلسطينية بجودة عالية وفق المعايير الدولية، بأيد وبخبرات فلسطينية وقرار فلسطيني مستقل، واستجابة للحاجات الوطنية في شتى المجالات.

بِسْمِ اللَّهِ الرَّحْمَنِ الرَّحِيمِ

السلطة الوطنية الفلسطينية



منظمة التحرير الفلسطينية

لقد أسهم التعداد في إعادة الموضوع التنموي على الأجندة الوطنية والدولية في فلسطين، بعد أن تراجع دورها لصالح الأجندة الإغاثية، فالتنمية أهم الدعامات الضرورية لتأسيس مجتمع ديمقراطي، وبناء إنسان حر ملتزم بالمبادئ الوطنية والإنسانية. والإحصاءات الدقيقة والعلمية هي العمود الفقري لوضع خطط تنموية مبنية على أسس سليمة تشكل رافعة لقضايا التنمية وتحقيق الأهداف المعلنة عليها.

لقد أبدى المجتمع الدولي اهتماماً بالغاً بهذا المشروع التنموي وعبر عن اهتمامه من خلال الدعم المادي والفني الذي قدمته بعض الدول الصديقة والمنظمات الدولية. فقد كان لصندوق الأمم المتحدة للسكان مساهمة مادية وفنية جادة، وكذلك صندوق أوبك للتنمية الدولية، وحكومات النرويج وهولندا وسويسرا وأستراليا، والمملكة العربية السعودية ومنظمة الأمم المتحدة للطفولة "اليونيسيف"

إننا إذ نهدي هذا الإنجاز التاريخي الى كل فلسطيني، فإننا نعبر عن تقديرنا وشكرنا لأسرة الجهاز المركزي للإحصاء الفلسطيني والفريق الوطني للتعداد على إصرارهم وعطائهم وتفانيهم في تحقيق هذا الإنجاز.

رام الله: 2008/5/22

محمود عباس

رئيس اللجنة التنفيذية لمنظمة التحرير الفلسطينية

رئيس السلطة الوطنية الفلسطينية

2007

.

.(EU)

(UNICEF)

(OFID)

(UNFPA)

2007

.

.

.

.

.

.2007

•

•

•

•

•

•

/

.

2007

1997

2007

2007

/

2009

| | | |
|---|--------|-----|
| - | | .1 |
| | : | |
| http://www.pcbs.gov.ps/Census2007/DesktopDefault.aspx?tabID=4181&lang=ar-JO | | |
| | | .2 |
| | . | |
| | %100 | .3 |
| | : | .4 |
| | | (-) |
| | | (0) |
| | .%0.05 | |

| | |
|-----------|------|
| 25 | : |
| 25 | 1.2 |
| 26 | 2.2 |
| 27 | 3.2 |
| 30 | 4.2 |
| | : |
| 35 | 1.3 |
| 35 | 2.3 |
| 36 | 3.3 |
| 37 | 4.3 |
| 37 | 5.3 |
| 37 | 6.3 |
| 37 | 7.3 |
| 38 | 8.3 |
| 38 | 9.3 |
| 38 | 10.3 |
| 41 | |

| | | |
|-----------|------------|------------|
| 43 | 2007 ,1997 | :1 |
| 44 | 2007 | :2 |
| 45 | | :3 |
| | 2007 | |
| 47 | | :4 |
| | 2007 | |
| 54 | | :5 |
| | 2007 | |
| 55 | | :6 |
| | 2007 | |
| 57 | | :7 |
| | 2007 | |
| 64 | | :8 |
| | 2007 | |
| 66 | | :9 |
| | 2007 | |
| 73 | | :10 |
| | 2007 | |
| 75 | | :11 |
| | 2007 | |
| 82 | | :12 |
| | 2007 | |
| 84 | | :13 |
| | 2007 | |
| 91 | | :14 |
| | 2007 | |
| 93 | | :15 |
| | 2007 | |

| | | | | |
|------------|------|------|------|------------|
| 100 | | | | :16 |
| | | | 2007 | |
| 102 | | | | :17 |
| | | | 2007 | |
| 109 | 2007 | | | :18 |
| 111 | | 2007 | | :19 |
| 118 | | 2007 | | :20 |
| 120 | 2007 | | | :21 |
| 122 | | | | :22 |
| | | | 2007 | |
| 124 | | 2007 | | :23 |
| 126 | 2007 | | | :24 |
| 129 | | | | :25 |
| | | | 2007 | |
| 131 | | | | :26 |
| | | | 2007 | |
| 139 | | | | :27 |
| | | | 2007 | |
| 140 | 2007 | | | :28 |
| 141 | 2007 | | | :29 |
| 143 | | 2007 | | :30 |
| 144 | 2007 | | | :31 |
| 146 | | 2007 | | :32 |
| 148 | | 2007 | | :33 |
| 150 | 2007 | | | :34 |
| 152 | | | | :35 |
| | | | 2007 | |

| | | | |
|------------|------|------|------------|
| 153 | | | :36 |
| | | 2007 | |
| 154 | 2007 | | :37 |
| 155 | 2007 | | :38 |
| 159 | 2007 | | :39 |
| 163 | | | :40 |
| | | 2007 | |
| 164 | 2007 | | :41 |
| 166 | | | :42 |
| | | 2007 | |
| 167 | | | :43 |
| | | 2007 | |
| 169 | | | :44 |
| | 2007 | | |
| 170 | | | :45 |
| | | 2007 | |
| 174 | | | :46 |
| | | 2007 | |

| | | |
|-----------|---------------|-----------|
| 35 | () 2007 1997 | :1 |
| 36 | 2007 | :2 |
| 36 | 2007 | :3 |
| 37 | | :4 |
| | 2007 | |
| 38 | | :5 |
| | 2007 | |
| 39 | 2007 | :6 |

(Defacto)

2007

:

1.2

(16)

11

:

5

:

.1

:

.2

.1967

()

:

()

:

:

10,000

:

9,999 – 4,000

9,999 -4,000 .(4,000):

150 150 ()

2.2

:(

:()

:() .1

:() .2

:

:

()

:

.1

:()

.2

() () ()

()

:

.3

:

.4

3.2

1948

:

:

()

:

.1

()

:

.2

:

.3

:

:

:

:

35 (34-15) (14-1)

:

:

(7) : **14-1** .1

14-1

(7) : **34-15** .2

34-15

35 (7) : **35** .3

:

-

(7) : .4

(7) : .5

:

-

(7) : .6

(7) : .7

·
:
(7)

:
(7) : / .8

·
(7) () : .9

·
(7) : / / .10

·
: / .11

·
: .12

·
:

·
: 10

·
:

·
:
:

·
:

·
()

() () ()
() (10)

4.2

:

(...) .
: .1

: .2

: .3

: .4

()

: .5

: .6

()

: .7

:

:

: .1

: .2

: .3

: .4

: .5

: .6

:

() 2 (4)
()

:

() 2 (4)

()

:

:

: .1

:() .2

: .3

: .4

:() .5

: .6

:

:

: .1

.()

: .2

: .3

:
 : .1
)

(
 : .2
 ()

: .3
 : .4

:

: .1
 : .2
 : .3

:
 : .1
 : .2
 : .3

:
 : .1
 : .2
 : .3

(5) (4) (3) (2) (1) :

(0)

(7) (6) (5) (4) (3) (2) (1)

:()

(...

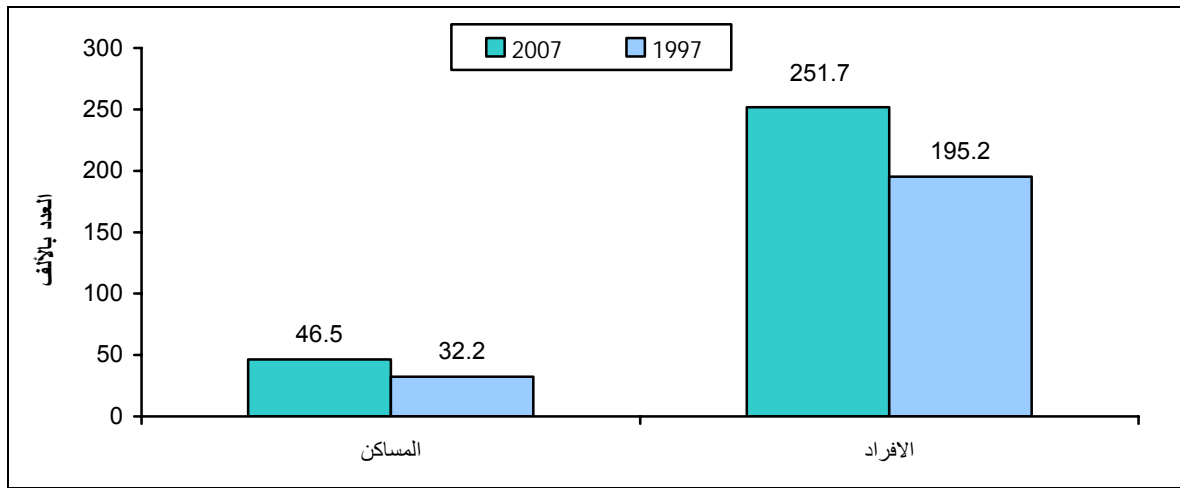
... ()

10)

2007/12/16 - /12/1

46,541
%11.2
251,666
%44.5
%29.0
.1997
.1997

() 2007 1997 :1



1.3

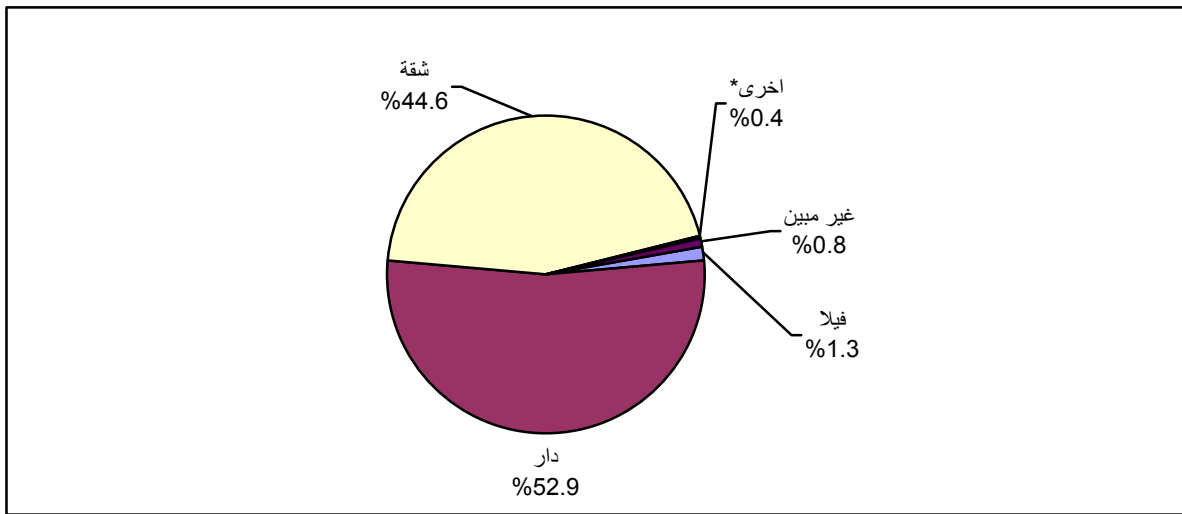
3.5
3.2
3.5
3.6
%16.8
2-1
%22.0
%17.6
%18.4

2.3

%44.6
%52.9
%1.3
%27.6
%47.4
%64.7
%71.2
%33.0
%49.9

2007

:2



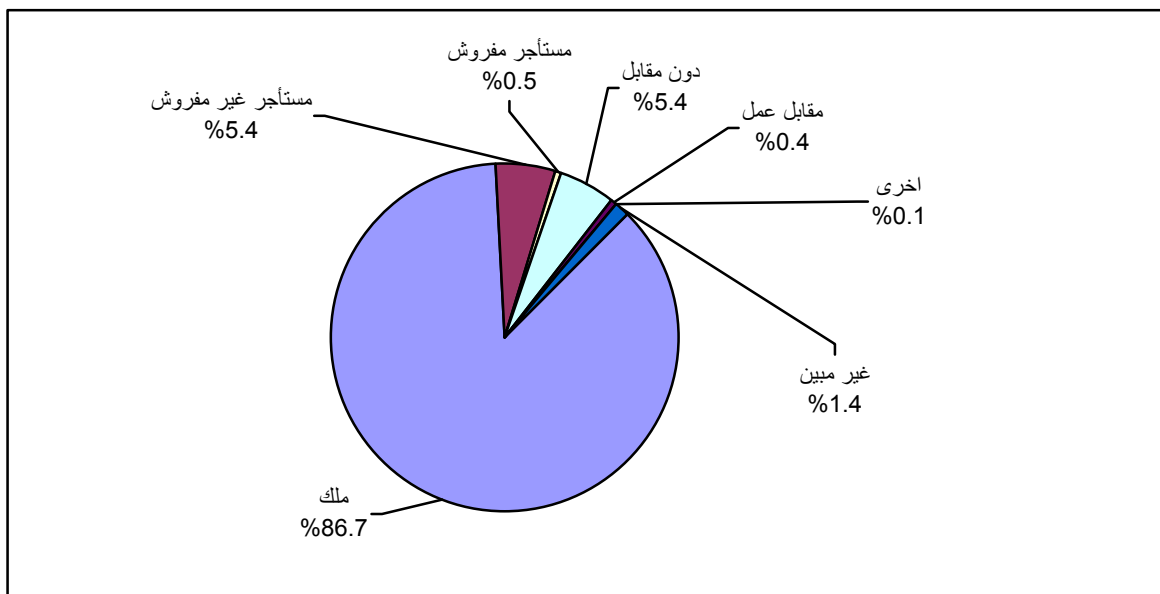
() *

3.3

| | | | |
|--|-------|-------|--------|
| | 2,507 | 2,523 | 40,355 |
| | 0.4% | 0.5% | 5.4% |
| | 171 | 245 | 245 |
| | 5.4% | 5.4% | 5.4% |
| | 86.7% | 86.7% | 86.7% |

2007

:3



4.3

1.5 ()
1.6 1.5
3 %9.6
%9.1 %9.2 %10.4

5.3

%15.6 %66.1
%0.4
%17.2 ()

6.3

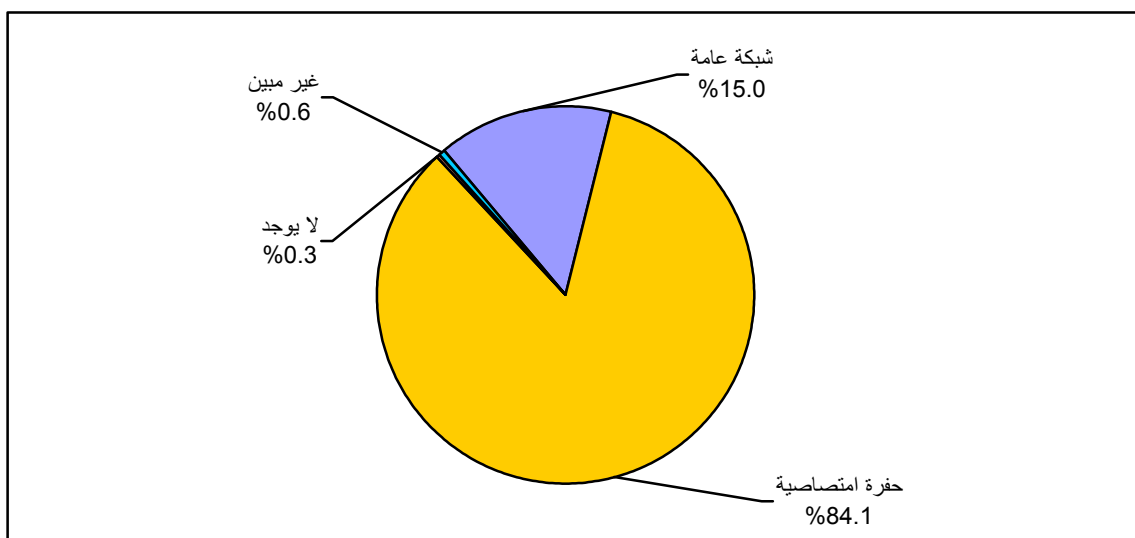
45,427 %97.6
688 %1.5
220 %0.5

7.3

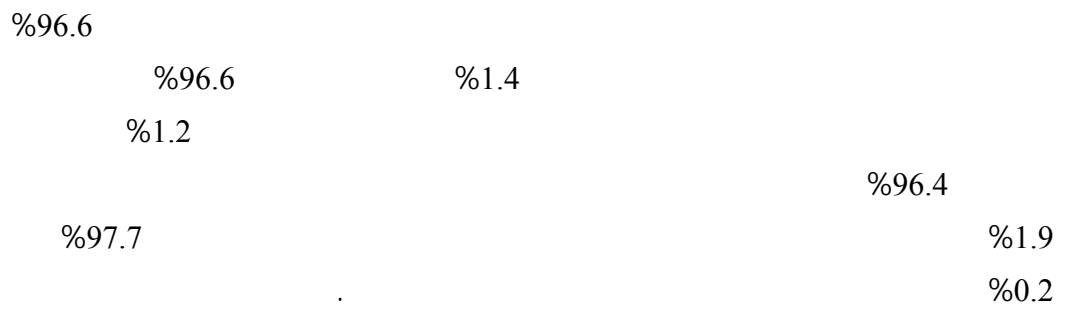
%15.0 %84.1
%0.3

2007


:4



8.3

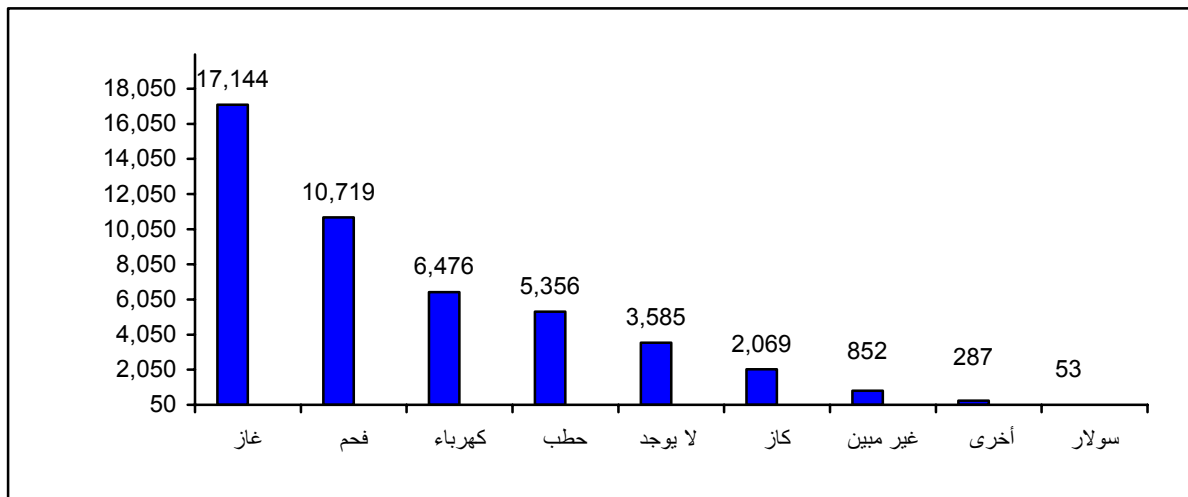


9.3



2007

:5



10.3

/
%79.8 %90.4 %92.0 %94.0 %98.0

/
%82.7 %91.2 %93.3 %94.6 %97.9

%92.9

%98.2

/

%75.5

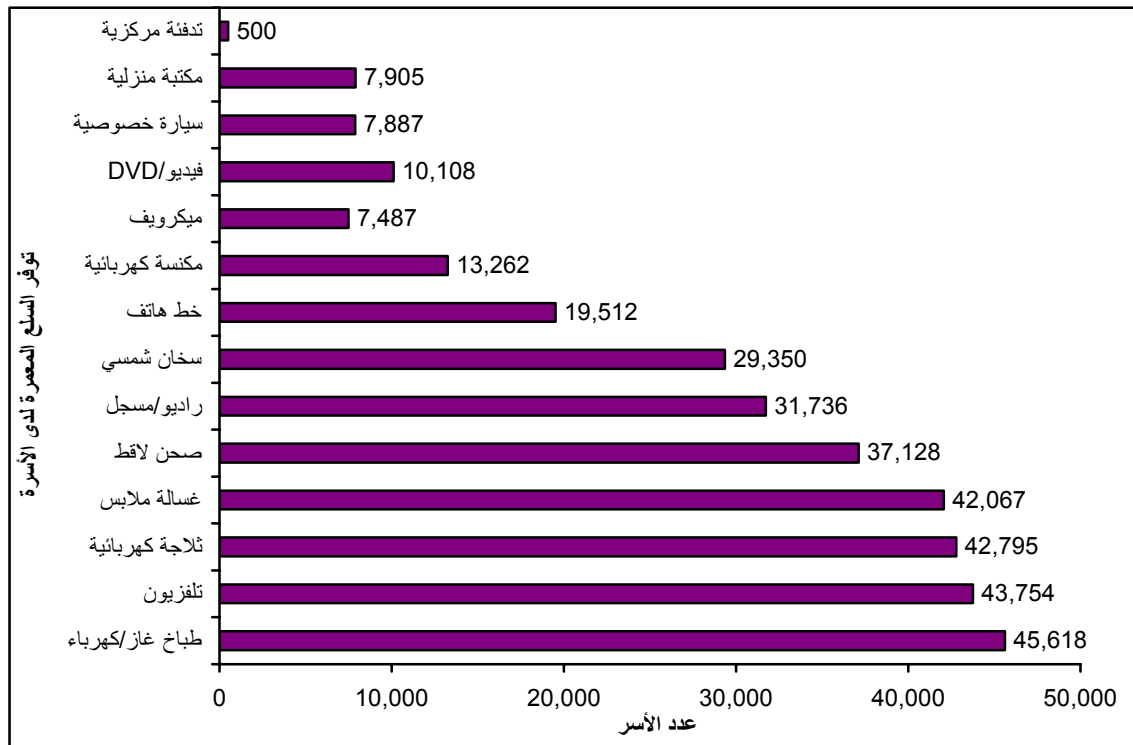
%89.0

%89.4

أما أكثر السلع المعمرة المتوفرة للأسر في المخيمات فكانت طباخ الغاز/الكهرباء والتلفزيون والثلاجة والغسالة والصحن اللاقط بنسبة 98.5% و95.8% و95.1% و91.5% و75.8% على التوالي.

2007

:6



Tables

Table 1: Selected Main Indicators for Housing Conditions in Jenin Governorate by Type of Locality 1997, 2007

| Indicator | Type of Locality and Year | | | | | | | | |
|--|---------------------------|------|-------|------|-------|------|-------------------|-------------|-----|
| | Camps | | Rural | | Urban | | Jenin Governorate | | |
| | 2007 | 1997 | 2007 | 1997 | 2007 | 1997 | 2007 | 1997 | |
| Percentage of Households Living in A House | 27.6 | 43.7 | 64.7 | 70.7 | 47.4 | 50.8 | 52.9 | 61.5 | |
| Percentage of Households Living in Apartment | 71.2 | 55.7 | 33.0 | 26.8 | 49.9 | 47.4 | 44.6 | 36.3 | |
| Percentage of Households Living in Villa | 0.7 | 0.1 | 1.0 | 0.5 | 1.6 | 0.6 | 1.3 | 0.5 | |
| Percentage of Households Living in Owned Housing Units | 91.5 | 86.3 | 90.7 | 85.1 | 83.9 | 70.7 | 86.7 | 79.6 | |
| Percentage of Households Living in Rented Housing Units | 3.7 | 3.3 | 3.1 | 3.5 | 7.9 | 13.9 | 5.9 | 7.5 | |
| Average Number of Rooms in the Housing Unit | 3.2 | 3.2 | 3.5 | 3.1 | 3.6 | 3.3 | 3.5 | 3.2 | |
| Percentage of Households Living in Housing Unit with 1-2 Room | 22.0 | 30.9 | 18.4 | 33.7 | 16.8 | 29.5 | 17.6 | 31.8 | 2-1 |
| Average Housing Density (Number of Persons Per Room) | 1.6 | 1.9 | 1.6 | 2.0 | 1.5 | 1.8 | 1.5 | 1.9 | |
| Percentage of Households Living in Housing Unit with 3 Persons or mor per room | 9.1 | 19.4 | 10.4 | 24.1 | 9.2 | 21.3 | 9.6 | 22.8 | 3 |
| Percentage of Households who have A kitchen | 98.8 | 97.6 | 97.0 | 93.7 | 97.7 | 96.4 | 97.5 | 95.0 | |
| Percentage of Households who have A Bathroom | 99.1 | 97.6 | 97.3 | 91.5 | 97.0 | 94.1 | 97.2 | 92.9 | |
| Percentage of Households Living in Housing Unit Connection to Public Electricity Network | 99.6 | 99.4 | 95.9 | 83.9 | 98.5 | 98.3 | 97.6 | 90.3 | |
| Percentage of Households Living in Housing Unit Connection to Public Sewage Network | 97.5 | 86.9 | 0.4 | 0.2 | 18.0 | 21.6 | 15.0 | 12.8 | |
| Percentage of Households by Availability of Private Car | 11.3 | 14.5 | 14.4 | 15.6 | 19.0 | 22.6 | 16.9 | 18.2 | |
| Percentage of Households by Availability of Home Library | 10.5 | 14.5 | 14.6 | 14.0 | 18.9 | 19.3 | 17.0 | 16.1 | |
| Percentage of Households by Availability of Computer | 43.8 | 2.1 | 33.0 | 2.0 | 40.4 | 4.3 | 37.8 | 2.9 | |

2007

:2

Table 2: Occupied Housing Units in Jenin Governorate by Type of Locality and Number of Rooms in Housing Unit, 2007

| Type of Locality | Average Number of Rooms | Number of Rooms in Housing Unit | | | | | | | | | | | | | | | |
|--------------------------|-------------------------|---------------------------------|---------------|------------|------------|------------|--------------|-------------|--------------|-------------|---------------|-------------|---------------|-------------|--------------|------------|--------------|
| | | Total | | Not Stated | | 6+ | | 5 | | 4 | | 3 | | 2 | | 1 | |
| | | % | No. | % | No. | % | No. | % | No. | % | No. | % | No. | % | No. | % | No. |
| Jenin Governorate | 3.5 | 100 | 46,541 | 1.8 | 834 | 5.0 | 2,344 | 12.9 | 6,003 | 30.4 | 14,159 | 32.2 | 15,005 | 13.9 | 6,490 | 3.7 | 1,706 |
| Urban | 3.6 | 100 | 27,502 | 2.1 | 577 | 5.5 | 1,521 | 13.8 | 3,801 | 30.7 | 8,446 | 31.0 | 8,532 | 13.4 | 3,683 | 3.4 | 942 |
| Rural | 3.5 | 100 | 17,038 | 1.3 | 230 | 4.6 | 791 | 12.1 | 2,064 | 30.5 | 5,205 | 33.0 | 5,618 | 14.3 | 2,439 | 4.1 | 691 |
| Camps | 3.2 | 100 | 2,001 | 1.3 | 27 | 1.6 | 32 | 6.9 | 138 | 25.4 | 508 | 42.7 | 855 | 18.4 | 368 | 3.6 | 73 |

Table 3: Occupied Housing Units and Persons in Jenin Governorate by Type of Housing Unit, Number of Rooms in Housing Unit and Type of Locality, 2007

| Type of Locality and Type of Housing Unit | | Total | Number of Rooms in Housing Unit | | | | | | | |
|---|----------------------|----------------|---------------------------------|---------------|---------------|---------------|---------------|---------------|--------------|--|
| | | | غير مبين Not Stated | +6 | 5 | 4 | 3 | 2 | | |
| Jenin Governorate | | | | | | | | | | |
| Villa | Housing Units | 622 | 7 | 182 | 148 | 165 | 120 | - | - | |
| | Persons | 3,802 | 39 | 1,209 | 895 | 997 | 662 | - | - | |
| House | Housing Units | 24,597 | 155 | 1,521 | 3,600 | 7,872 | 7,491 | 3,243 | 715 | |
| | Persons | 143,910 | 769 | 11,280 | 23,747 | 48,514 | 42,299 | 15,293 | 2,008 | |
| Apartment | Housing Units | 20,777 | 309 | 639 | 2,253 | 6,112 | 7,391 | 3,233 | 840 | |
| | Persons | 101,703 | 1,277 | 3,905 | 12,528 | 32,281 | 35,845 | 13,360 | 2,507 | |
| Separate Room | Housing Units | 91 | - | - | - | - | - | - | 91 | |
| | Persons | 186 | - | - | - | - | - | - | 186 | |
| Tent | Housing Units | 38 | - | - | - | - | - | - | 38 | |
| | Persons | 232 | - | - | - | - | - | - | 232 | |
| Marginal | Housing Units | 36 | 1 | - | - | 1 | 1 | 14 | 19 | |
| | Persons | 173 | 12 | - | - | 7 | 5 | 81 | 68 | |
| Others | Housing Units | 2 | - | - | - | - | - | - | 2 | |
| | Persons | 2 | - | - | - | - | - | - | 2 | |
| Not Stated | Housing Units | 378 | 362 | 2 | 2 | 9 | 2 | - | 1 | |
| | Persons | 1,658 | 1,572 | 6 | 11 | 61 | 7 | - | 1 | |
| Total | Housing Units | 46,541 | 834 | 2,344 | 6,003 | 14,159 | 15,005 | 6,490 | 1,706 | |
| | Persons | 251,666 | 3,669 | 16,400 | 37,181 | 81,860 | 78,818 | 28,734 | 5,004 | |
| Urban | | | | | | | | | | |
| Villa | Housing Units | 439 | 4 | 140 | 106 | 116 | 73 | - | - | |
| | Persons | 2,704 | 20 | 915 | 645 | 707 | 417 | - | - | |
| House | Housing Units | 13,027 | 84 | 895 | 2,025 | 4,105 | 3,810 | 1,707 | 401 | |
| | Persons | 76,539 | 445 | 6,670 | 13,405 | 25,362 | 21,454 | 8,039 | 1,164 | |
| Apartment | Housing Units | 13,722 | 250 | 485 | 1,669 | 4,216 | 4,647 | 1,970 | 485 | |
| | Persons | 67,705 | 1,029 | 2,971 | 9,249 | 22,265 | 22,405 | 8,304 | 1,482 | |
| Separate Room | Housing Units | 38 | - | - | - | - | - | - | 38 | |
| | Persons | 69 | - | - | - | - | - | - | 69 | |
| Tent | Housing Units | 9 | - | - | - | - | - | - | 9 | |
| | Persons | 72 | - | - | - | - | - | - | 72 | |
| Marginal | Housing Units | 16 | 1 | - | - | 1 | - | 6 | 8 | |
| | Persons | 82 | 12 | - | - | 7 | - | 32 | 31 | |
| Others | Housing Units | 1 | - | - | - | - | - | - | 1 | |
| | Persons | 1 | - | - | - | - | - | - | 1 | |
| Not Stated | Housing Units | 250 | 238 | 1 | 1 | 8 | 2 | - | - | |
| | Persons | 1,055 | 986 | 3 | 6 | 53 | 7 | - | - | |
| Total | Housing Units | 27,502 | 577 | 1,521 | 3,801 | 8,446 | 8,532 | 3,683 | 942 | |
| | Persons | 148,227 | 2,492 | 10,559 | 23,305 | 48,394 | 44,283 | 16,375 | 2,819 | |

Table3 (Cont.): Occupied Housing Units and Persons in Jenin Governorate by Type of Housing Unit, Number of Rooms in Housing Unit and Type of Locality, 2007

| Type of Locality and Type of Housing Unit | | Total | Number of Rooms in Housing Unit | | | | | | | |
|---|----------------------|---------------|---------------------------------|--------------|---------------|---------------|---------------|---------------|--------------|--|
| | | | غير مبين Not Stated | +6 | 5 | 4 | 3 | 2 | | |
| Rural | | | | | | | | | | |
| Villa | Housing Units | 169 | 3 | 39 | 42 | 45 | 40 | - | - | |
| | Persons | 1,028 | 19 | 272 | 250 | 272 | 215 | - | - | |
| House | Housing Units | 11,017 | 68 | 616 | 1,520 | 3,608 | 3,464 | 1,444 | 297 | |
| | Persons | 64,312 | 312 | 4,531 | 9,957 | 22,187 | 19,662 | 6,852 | 811 | |
| Apartment | Housing Units | 5,631 | 45 | 135 | 501 | 1,551 | 2,113 | 987 | 299 | |
| | Persons | 26,992 | 177 | 829 | 2,759 | 8,083 | 10,274 | 3,990 | 880 | |
| Separate Room | Housing Units | 53 | - | - | - | - | - | - | 53 | |
| | Persons | 117 | - | - | - | - | - | - | 117 | |
| Tent | Housing Units | 29 | - | - | - | - | - | - | 29 | |
| | Persons | 160 | - | - | - | - | - | - | 160 | |
| Marginal | Housing Units | 20 | - | - | - | - | 1 | 8 | 11 | |
| | Persons | 91 | - | - | - | - | 5 | 49 | 37 | |
| Others | Housing Units | 1 | - | - | - | - | - | - | 1 | |
| | Persons | 1 | - | - | - | - | - | - | 1 | |
| Not Stated | Housing Units | 118 | 114 | 1 | 1 | 1 | - | - | 1 | |
| | Persons | 562 | 545 | 3 | 5 | 8 | - | - | 1 | |
| Total | Housing Units | 17,038 | 230 | 791 | 2,064 | 5,205 | 5,618 | 2,439 | 691 | |
| | Persons | 93,263 | 1,053 | 5,635 | 12,971 | 30,550 | 30,156 | 10,891 | 2,007 | |
| Camps | | | | | | | | | | |
| Villa | Housing Units | 14 | - | 3 | - | 4 | 7 | - | - | |
| | Persons | 70 | - | 22 | - | 18 | 30 | - | - | |
| House | Housing Units | 553 | 3 | 10 | 55 | 159 | 217 | 92 | 17 | |
| | Persons | 3,059 | 12 | 79 | 385 | 965 | 1,183 | 402 | 33 | |
| Apartment | Housing Units | 1,424 | 14 | 19 | 83 | 345 | 631 | 276 | 56 | |
| | Persons | 7,006 | 71 | 105 | 520 | 1,933 | 3,166 | 1,066 | 145 | |
| Separate Room | Housing Units | - | - | - | - | - | - | - | - | |
| | Persons | - | - | - | - | - | - | - | - | |
| Tent | Housing Units | - | - | - | - | - | - | - | - | |
| | Persons | - | - | - | - | - | - | - | - | |
| Marginal | Housing Units | - | - | - | - | - | - | - | - | |
| | Persons | - | - | - | - | - | - | - | - | |
| Others | Housing Units | - | - | - | - | - | - | - | - | |
| | Persons | - | - | - | - | - | - | - | - | |
| Not Stated | Housing Units | 10 | 10 | - | - | - | - | - | - | |
| | Persons | 41 | 41 | - | - | - | - | - | - | |
| Total | Housing Units | 2,001 | 27 | 32 | 138 | 508 | 855 | 368 | 73 | |
| | Persons | 10,176 | 124 | 206 | 905 | 2,916 | 4,379 | 1,468 | 178 | |

Table 4: Occupied Housing Units and Persons in Jenin Governorate by Locality and Number of Rooms in Housing Unit, 2007

| Locality | | Total | Number of Rooms in Housing Unit | | | | | | | | |
|--------------------------|----------------------|----------------|---------------------------------|---------------|---------------|---------------|---------------|---------------|--------------|--|---|
| | | | Not Stated | +6 | 5 | 4 | 3 | 2 | | | 1 |
| Jenin Governorate | Housing Units | 46,541 | 834 | 2,344 | 6,003 | 14,159 | 15,005 | 6,490 | 1,706 | | |
| | Persons | 251,666 | 3,669 | 16,400 | 37,181 | 81,860 | 78,818 | 28,734 | 5,004 | | |
| Zububa | Housing Units | 352 | 3 | 12 | 38 | 129 | 130 | 30 | 10 | | |
| | Persons | 1,898 | 14 | 97 | 255 | 760 | 647 | 100 | 25 | | |
| Rummana | Housing Units | 585 | 26 | 11 | 47 | 143 | 251 | 89 | 18 | | |
| | Persons | 3,081 | 134 | 74 | 294 | 800 | 1,307 | 414 | 58 | | |
| Ti'innik | Housing Units | 175 | - | 8 | 14 | 51 | 67 | 28 | 7 | | |
| | Persons | 981 | - | 60 | 85 | 299 | 378 | 132 | 27 | | |
| At Tayba | Housing Units | 408 | 10 | 11 | 27 | 120 | 176 | 51 | 13 | | |
| | Persons | 2,114 | 63 | 73 | 152 | 647 | 968 | 193 | 18 | | |
| 'Arabbuna | Housing Units | 157 | 2 | 1 | 22 | 58 | 51 | 14 | 9 | | |
| | Persons | 794 | 11 | 9 | 123 | 329 | 258 | 46 | 18 | | |
| Al Jalama | Housing Units | 405 | 4 | 14 | 42 | 152 | 128 | 50 | 15 | | |
| | Persons | 2,022 | 13 | 87 | 245 | 826 | 628 | 195 | 28 | | |
| Silat al Harithiya | Housing Units | 1,638 | 17 | 83 | 218 | 576 | 555 | 160 | 29 | | |
| | Persons | 9,246 | 94 | 611 | 1,420 | 3,399 | 2,913 | 723 | 86 | | |
| As Sa'aida | Housing Units | 13 | - | - | - | 7 | 4 | 1 | 1 | | |
| | Persons | 68 | - | - | - | 38 | 28 | 1 | 1 | | |
| 'Anin | Housing Units | 645 | 16 | 23 | 70 | 201 | 253 | 57 | 25 | | |
| | Persons | 3,622 | 92 | 169 | 427 | 1,185 | 1,394 | 263 | 92 | | |
| 'Arrana | Housing Units | 360 | 8 | 12 | 126 | 112 | 67 | 23 | 12 | | |
| | Persons | 1,959 | 24 | 78 | 805 | 603 | 330 | 90 | 29 | | |
| Deir Ghazala | Housing Units | 174 | 1 | 9 | 23 | 53 | 58 | 23 | 7 | | |
| | Persons | 878 | 7 | 52 | 143 | 295 | 272 | 90 | 19 | | |

Table 4 (Cont.): Occupied Housing Units and Persons in Jenin Governorate by Locality and Number of Rooms in Housing Unit, 2007

| Locality | | Total | Number of Rooms in Housing Unit | | | | | | |
|----------------------------|---------------|--------|---------------------------------|-------|-------|-------|-------|-------|-----|
| | | | Not Stated | +6 | 5 | 4 | 3 | 2 | 1 |
| Faqu'a | Housing Units | 676 | 9 | 10 | 118 | 239 | 208 | 62 | 30 |
| | Persons | 3,402 | 17 | 64 | 676 | 1,307 | 1,011 | 273 | 54 |
| Khirbet Suruj | Housing Units | 9 | 1 | - | - | - | 3 | 5 | - |
| | Persons | 55 | 6 | - | - | - | 18 | 31 | - |
| Al Yamun | Housing Units | 2,909 | 43 | 139 | 287 | 841 | 1,076 | 426 | 97 |
| | Persons | 16,075 | 189 | 1,002 | 1,854 | 5,037 | 5,879 | 1,872 | 242 |
| Umm ar Rihan | Housing Units | 64 | 2 | 3 | 6 | 28 | 20 | 2 | 3 |
| | Persons | 363 | 10 | 23 | 38 | 158 | 126 | 5 | 3 |
| Kafr Dan | Housing Units | 962 | 3 | 55 | 141 | 311 | 284 | 136 | 32 |
| | Persons | 5,051 | 14 | 371 | 842 | 1,789 | 1,367 | 566 | 102 |
| Khirbet 'Abdallah al Yunis | Housing Units | 32 | 4 | 3 | 4 | 11 | 6 | 4 | - |
| | Persons | 135 | 13 | 18 | 19 | 57 | 23 | 5 | - |
| Dhafer al Malih | Housing Units | 39 | 1 | - | 8 | 19 | 9 | 1 | 1 |
| | Persons | 194 | 5 | - | 37 | 98 | 43 | 7 | 4 |
| Barta'a ash Sharqiya | Housing Units | 802 | 51 | 26 | 95 | 299 | 232 | 78 | 21 |
| | Persons | 4,098 | 221 | 179 | 548 | 1,656 | 1,151 | 303 | 40 |
| Al 'Araqa | Housing Units | 360 | 7 | 19 | 31 | 140 | 117 | 39 | 7 |
| | Persons | 2,121 | 51 | 139 | 215 | 861 | 670 | 172 | 13 |
| Al Jameelat | Housing Units | 5 | - | - | 1 | 4 | - | - | - |
| | Persons | 32 | - | - | 11 | 21 | - | - | - |
| Beit Qad | Housing Units | 260 | 2 | 14 | 47 | 82 | 87 | 23 | 5 |
| | Persons | 1,420 | 4 | 101 | 244 | 480 | 494 | 92 | 5 |
| Tura al Gharbiya | Housing Units | 193 | 1 | 7 | 25 | 70 | 69 | 17 | 4 |
| | Persons | 901 | 4 | 35 | 137 | 355 | 315 | 49 | 6 |

Table 4 (Cont.): Occupied Housing Units and Persons in Jenin Governorate by Locality and Number of Rooms in Housing Unit, 2007

| Locality | | Total | Number of Rooms in Housing Unit | | | | | | | | |
|--------------------------------|---------------|--------|---------------------------------|-------|-------|--------|-------|-------|-----|--|-----|
| | | | Not Stated | +6 | 5 | 4 | 3 | 2 | | | 1 |
| Tura ash Sharqiya | Housing Units | 34 | - | 1 | - | 5 | 16 | 6 | 6 | | |
| | Persons | 170 | - | 11 | - | 27 | 81 | 25 | 26 | | |
| Al Hashimiya | Housing Units | 183 | 2 | 13 | 25 | 50 | 63 | 24 | 6 | | |
| | Persons | 1,031 | 22 | 100 | 162 | 291 | 333 | 106 | 17 | | |
| Nazlat ash Sheikh Zeid | Housing Units | 117 | 1 | 5 | 9 | 29 | 53 | 13 | 7 | | |
| | Persons | 691 | 6 | 48 | 64 | 159 | 316 | 76 | 22 | | |
| At Tarem | Housing Units | 69 | - | 6 | 7 | 33 | 14 | 6 | 3 | | |
| | Persons | 363 | - | 32 | 33 | 201 | 73 | 21 | 3 | | |
| Khirbet al Muntar al Gharbiya | Housing Units | 6 | - | - | - | - | 1 | 4 | 1 | | |
| | Persons | 22 | - | - | - | - | 7 | 13 | 2 | | |
| Jenin | Housing Units | 7,461 | 276 | 470 | 1,337 | 2,434 | 2,074 | 735 | 135 | | |
| | Persons | 38,155 | 1,153 | 2,903 | 7,610 | 13,123 | 9,903 | 3,031 | 432 | | |
| Jenin Camp | Housing Units | 2,001 | 27 | 32 | 138 | 508 | 855 | 368 | 73 | | |
| | Persons | 10,176 | 124 | 206 | 905 | 2,916 | 4,379 | 1,468 | 178 | | |
| Jalbun | Housing Units | 454 | 2 | 15 | 68 | 150 | 138 | 60 | 21 | | |
| | Persons | 2,345 | 9 | 105 | 355 | 854 | 761 | 212 | 49 | | |
| 'Aba | Housing Units | 35 | 1 | 1 | 10 | 15 | 5 | 3 | - | | |
| | Persons | 200 | 7 | 7 | 62 | 79 | 30 | 15 | - | | |
| Khirbet Mas'ud | Housing Units | 11 | - | - | - | 2 | 5 | 4 | - | | () |
| | Persons | 47 | - | - | - | 15 | 21 | 11 | - | | |
| Khirbet al Muntar ash Sharqiya | Housing Units | 2 | - | - | - | - | - | 2 | - | | |
| | Persons | 7 | - | - | - | - | - | 7 | - | | |
| Kafr Qud | Housing Units | 211 | - | 9 | 19 | 65 | 87 | 29 | 2 | | |
| | Persons | 1,122 | - | 61 | 112 | 385 | 430 | 130 | 4 | | |

Table 4 (Cont.): Occupied Housing Units and Persons in Jenin Governorate by Locality and Number of Rooms in Housing Unit, 2007

| Locality | | Total | Number of Rooms in Housing Unit | | | | | | | | |
|-----------------|---------------|--------|---------------------------------|-----|-------|-------|-------|-------|-----|--|---|
| | | | Not Stated | +6 | 5 | 4 | 3 | 2 | | | 1 |
| Deir Abu Da'if | Housing Units | 917 | 10 | 42 | 101 | 340 | 268 | 120 | 36 | | |
| | Persons | 5,468 | 46 | 352 | 726 | 2,182 | 1,501 | 576 | 85 | | |
| Birqin | Housing Units | 1,094 | 11 | 53 | 161 | 381 | 327 | 137 | 24 | | |
| | Persons | 5,578 | 49 | 374 | 979 | 1,997 | 1,619 | 521 | 39 | | |
| Umm Dar | Housing Units | 106 | 3 | 1 | 4 | 26 | 44 | 22 | 6 | | |
| | Persons | 547 | 11 | 3 | 22 | 145 | 256 | 96 | 14 | | |
| Al Khuljan | Housing Units | 86 | 1 | 1 | 8 | 26 | 39 | 9 | 2 | | |
| | Persons | 499 | 5 | 15 | 32 | 154 | 234 | 52 | 7 | | |
| Wad ad Dabi' | Housing Units | 68 | 1 | 4 | 11 | 30 | 17 | 4 | 1 | | |
| | Persons | 403 | 2 | 26 | 68 | 187 | 100 | 19 | 1 | | |
| Dhafer al 'Abed | Housing Units | 64 | 1 | 1 | 2 | 39 | 17 | 4 | - | | |
| | Persons | 356 | 7 | 9 | 11 | 216 | 103 | 10 | - | | |
| Zabda | Housing Units | 181 | 3 | 9 | 28 | 58 | 47 | 30 | 6 | | |
| | Persons | 926 | 3 | 64 | 159 | 322 | 252 | 109 | 17 | | |
| Ya'bad | Housing Units | 2,439 | 57 | 99 | 312 | 740 | 820 | 335 | 76 | | |
| | Persons | 13,384 | 243 | 752 | 1,902 | 4,313 | 4,446 | 1,507 | 221 | | |
| Kufeirit | Housing Units | 425 | 3 | 6 | 35 | 118 | 189 | 58 | 16 | | |
| | Persons | 2,361 | 10 | 43 | 218 | 694 | 1,093 | 243 | 60 | | |
| Imreiha | Housing Units | 83 | 18 | - | 3 | 6 | 19 | 21 | 16 | | |
| | Persons | 415 | 81 | - | 26 | 33 | 120 | 98 | 57 | | |
| Umm at Tut | Housing Units | 166 | - | 6 | 16 | 55 | 54 | 25 | 10 | | |
| | Persons | 971 | - | 48 | 111 | 334 | 339 | 110 | 29 | | |
| Ash Shuhada | Housing Units | 313 | 2 | 7 | 32 | 76 | 119 | 61 | 16 | | |
| | Persons | 1,715 | 12 | 43 | 222 | 456 | 657 | 280 | 45 | | |

Table 4 (Cont.): Occupied Housing Units and Persons in Jenin Governorate by Locality and Number of Rooms in Housing Unit, 2007

| Locality | | Total | Number of Rooms in Housing Unit | | | | | | | |
|-----------------|---------------|--------|---------------------------------|-------|-------|-------|-------|-------|-----|-----|
| | | | Not Stated | +6 | 5 | 4 | 3 | 2 | | |
| Jalqamus | Housing Units | 337 | 3 | 6 | 33 | 130 | 107 | 46 | 12 | () |
| | Persons | 1,954 | 24 | 49 | 250 | 805 | 601 | 200 | 25 | |
| Al Mughayyir | Housing Units | 396 | 3 | 41 | 70 | 99 | 120 | 48 | 15 | |
| | Persons | 2,375 | 16 | 285 | 480 | 599 | 720 | 222 | 53 | |
| Al Mutilla | Housing Units | 56 | - | 3 | 6 | 14 | 28 | 2 | 3 | |
| | Persons | 289 | - | 18 | 40 | 78 | 138 | 8 | 7 | |
| Bir al Basha | Housing Units | 213 | 7 | 6 | 16 | 59 | 58 | 54 | 13 | |
| | Persons | 1,282 | 43 | 57 | 124 | 416 | 324 | 255 | 63 | |
| Al Hafira | Housing Units | 13 | - | - | 3 | 3 | 5 | 2 | - | |
| | Persons | 56 | - | - | 13 | 15 | 22 | 6 | - | |
| Qabatiya | Housing Units | 3,429 | 45 | 218 | 444 | 968 | 1,044 | 544 | 166 | |
| | Persons | 18,837 | 217 | 1,611 | 2,753 | 5,614 | 5,493 | 2,611 | 538 | |
| Arraba | Housing Units | 1,777 | 22 | 88 | 263 | 570 | 518 | 263 | 53 | |
| | Persons | 9,734 | 89 | 625 | 1,741 | 3,293 | 2,654 | 1,193 | 139 | |
| Telfit | Housing Units | 56 | 5 | - | 1 | 4 | 27 | 13 | 6 | |
| | Persons | 213 | 9 | - | 5 | 15 | 59 | 85 | 40 | |
| Mirka | Housing Units | 279 | 1 | 18 | 38 | 95 | 78 | 41 | 8 | |
| | Persons | 1,581 | 4 | 132 | 231 | 535 | 434 | 223 | 22 | |
| Wadi Du'oq | Housing Units | 17 | 2 | 3 | - | 11 | - | 1 | - | |
| | Persons | 121 | 12 | 24 | - | 76 | - | 9 | - | |
| Fahma al Jadida | Housing Units | 64 | 1 | 3 | 7 | 15 | 32 | 5 | 1 | |
| | Persons | 362 | 3 | 25 | 50 | 82 | 170 | 25 | 7 | |
| Raba | Housing Units | 538 | 2 | 7 | 21 | 144 | 220 | 112 | 32 | |
| | Persons | 3,086 | 14 | 50 | 132 | 894 | 1,296 | 592 | 108 | |

Table 4 (Cont.): Occupied Housing Units and Persons in Jenin Governorate by Locality and Number of Rooms in Housing Unit, 2007

| Locality | | Total | Number of Rooms in Housing Unit | | | | | | | | |
|-------------|---------------|-------|---------------------------------|-----|-----|-------|-------|-------|-----|--|---|
| | | | Not Stated | +6 | 5 | 4 | 3 | 2 | | | 1 |
| Al Mansura | Housing Units | 28 | 1 | - | 1 | 9 | 15 | 2 | - | | |
| | Persons | 170 | 7 | - | 8 | 64 | 84 | 7 | - | | |
| Misliya | Housing Units | 432 | 2 | 21 | 56 | 131 | 163 | 47 | 12 | | |
| | Persons | 2,343 | 8 | 156 | 343 | 747 | 838 | 211 | 40 | | |
| Al Jarba | Housing Units | 13 | - | - | 4 | 3 | 3 | - | 3 | | |
| | Persons | 61 | - | - | 20 | 19 | 13 | - | 9 | | |
| Az Zababida | Housing Units | 810 | 23 | 48 | 109 | 243 | 242 | 107 | 38 | | |
| | Persons | 3,594 | 71 | 277 | 583 | 1,179 | 1,013 | 364 | 107 | | |
| Fahma | Housing Units | 424 | 1 | 22 | 32 | 111 | 170 | 73 | 15 | | |
| | Persons | 2,439 | 3 | 164 | 225 | 707 | 951 | 343 | 46 | | |
| Az Zawiya | Housing Units | 109 | - | 13 | 29 | 36 | 15 | 16 | - | | |
| | Persons | 755 | - | 134 | 228 | 233 | 94 | 66 | - | | |
| Kafr Ra'i | Housing Units | 1,359 | 17 | 48 | 107 | 346 | 472 | 266 | 103 | | |
| | Persons | 7,226 | 53 | 332 | 689 | 2,091 | 2,541 | 1,199 | 321 | | |
| Al Kufeir | Housing Units | 8 | 1 | 4 | 1 | 1 | 1 | - | - | | |
| | Persons | 43 | 3 | 25 | 8 | 1 | 6 | - | - | | |
| Sir | Housing Units | 134 | 2 | 21 | 34 | 27 | 33 | 11 | 6 | | |
| | Persons | 730 | 5 | 135 | 184 | 149 | 182 | 54 | 21 | | |
| 'Ajja | Housing Units | 880 | 11 | 51 | 104 | 236 | 276 | 157 | 45 | | |
| | Persons | 4,961 | 70 | 368 | 721 | 1,469 | 1,526 | 694 | 113 | | |
| 'Anza | Housing Units | 388 | 3 | 20 | 53 | 117 | 113 | 57 | 25 | | |
| | Persons | 1,838 | 19 | 118 | 276 | 620 | 508 | 219 | 78 | | |
| Sanur | Housing Units | 685 | 2 | 42 | 107 | 203 | 190 | 116 | 25 | | |
| | Persons | 3,991 | 4 | 319 | 747 | 1,248 | 1,036 | 557 | 80 | | |

Table 4 (Cont.): Occupied Housing Units and Persons in Jenin Governorate by Locality and Number of Rooms in Housing Unit, 2007

| Locality | | Total | Number of Rooms in Housing Unit | | | | | | | | |
|-----------------|---------------|-------|---------------------------------|-----|-------|-------|-------|-------|-----|--|---|
| | | | Not Stated | +6 | 5 | 4 | 3 | 2 | | | 1 |
| Ar Rama | Housing Units | 169 | - | 1 | 12 | 51 | 67 | 34 | 4 | | |
| | Persons | 946 | - | 5 | 74 | 331 | 361 | 155 | 20 | | |
| Meithalun | Housing Units | 1,234 | 14 | 99 | 222 | 394 | 325 | 138 | 42 | | |
| | Persons | 6,825 | 59 | 688 | 1,431 | 2,287 | 1,676 | 583 | 101 | | |
| Al Judeida | Housing Units | 906 | 8 | 74 | 127 | 277 | 236 | 145 | 39 | | |
| | Persons | 4,649 | 25 | 476 | 732 | 1,575 | 1,201 | 557 | 83 | | |
| al 'Asa'asa | Housing Units | 63 | - | 6 | 10 | 12 | 22 | 10 | 3 | | |
| | Persons | 456 | - | 68 | 88 | 96 | 150 | 45 | 9 | | |
| Al 'Attara | Housing Units | 195 | - | 11 | 12 | 65 | 64 | 39 | 4 | | |
| | Persons | 1,138 | - | 84 | 80 | 402 | 357 | 201 | 14 | | |
| Siris | Housing Units | 797 | 6 | 53 | 84 | 211 | 236 | 170 | 37 | | |
| | Persons | 4,794 | 20 | 391 | 609 | 1,403 | 1,359 | 889 | 123 | | |
| Jaba' | Housing Units | 1,470 | 5 | 60 | 93 | 345 | 530 | 316 | 121 | | |
| | Persons | 8,333 | 38 | 446 | 641 | 2,191 | 3,044 | 1,537 | 436 | | |
| Al Fandaqumiya | Housing Units | 585 | 1 | 33 | 67 | 156 | 198 | 107 | 23 | | |
| | Persons | 3,337 | 4 | 229 | 431 | 939 | 1,096 | 537 | 101 | | |
| Silat adh Dhahr | Housing Units | 928 | 16 | 83 | 121 | 241 | 275 | 149 | 43 | | |
| | Persons | 5,685 | 73 | 665 | 895 | 1,604 | 1,597 | 729 | 122 | | |

Table 5: Occupied Housing Units and Persons in Jenin Governorate by Type of Locality and Number of Rooms for Sleeping in Housing Unit, 2007

| Type of Locality | | Average Number of Rooms for sleeping in Housing Unit | Total | Number of Rooms for sleeping | | | | | | | | |
|-------------------|---------------|--|---------|------------------------------|-----|-------|-------|--------|---------|--------|--|---|
| | | | | Not Stated | +6 | 5 | 4 | 3 | 2 | | | 1 |
| Jenin Governorate | Housing Units | 1.9 | 46,541 | 834 | 60 | 129 | 887 | 8,619 | 21,058 | 14,954 | | |
| | Persons | - | 251,666 | 3,703 | 490 | 1,142 | 7,296 | 59,812 | 123,702 | 55,521 | | |
| Urban | Housing Units | 1.9 | 27,502 | 575 | 40 | 80 | 560 | 5,325 | 12,420 | 8,502 | | |
| | Persons | - | 148,227 | 2,495 | 303 | 692 | 4,560 | 36,387 | 72,007 | 31,783 | | |
| Rural | Housing Units | 1.9 | 17,038 | 231 | 18 | 47 | 310 | 3,050 | 7,716 | 5,666 | | |
| | Persons | - | 93,263 | 1,082 | 171 | 429 | 2,583 | 21,689 | 46,331 | 20,978 | | |
| Camps | Housing Units | 1.8 | 2,001 | 28 | 2 | 2 | 17 | 244 | 922 | 786 | | |
| | Persons | - | 10,176 | 126 | 16 | 21 | 153 | 1,736 | 5,364 | 2,760 | | |

Table 6: Occupied Housing Units and Persons in Jenin Governorate by Type of Housing Unit, Main Source of Water in Housing Unit and Type of Locality, 2007

| Type of Locality and Type of Housing Unit | | Total | Main Source of Water | | | | | | |
|---|----------------------|----------------|----------------------|------------|--------------------|--------------|-----------------------------|----------------|--|
| | | | Not Stated | Other | () Water Tanks | Springs | Well (to Gather Rain Water) | | |
| Jenin Governorate | | | | | | | | | |
| Villa | Housing Units | 622 | 2 | 2 | 86 | 5 | 73 | 454 | |
| | Persons | 3,802 | 9 | 13 | 508 | 29 | 450 | 2,793 | |
| House | Housing Units | 24,597 | 20 | 69 | 5,173 | 106 | 4,965 | 14,264 | |
| | Persons | 143,910 | 96 | 310 | 30,563 | 608 | 28,393 | 83,940 | |
| Apartment | Housing Units | 20,777 | 72 | 27 | 2,660 | 84 | 2,141 | 15,793 | |
| | Persons | 101,703 | 290 | 82 | 12,887 | 403 | 10,134 | 77,907 | |
| Separate Room | Housing Units | 91 | 3 | 10 | 20 | - | 32 | 26 | |
| | Persons | 186 | 22 | 12 | 48 | - | 49 | 55 | |
| Tent | Housing Units | 38 | - | 1 | 32 | 1 | 4 | - | |
| | Persons | 232 | - | 6 | 207 | 6 | 13 | - | |
| Marginal | Housing Units | 36 | - | 3 | 21 | 1 | 4 | 7 | |
| | Persons | 173 | - | 6 | 96 | 8 | 30 | 33 | |
| Others | Housing Units | 2 | - | - | - | - | - | 2 | |
| | Persons | 2 | - | - | - | - | - | 2 | |
| Not Stated | Housing Units | 378 | 138 | - | 21 | - | 18 | 201 | |
| | Persons | 1,658 | 586 | - | 96 | - | 91 | 885 | |
| Total | Housing Units | 46,541 | 235 | 112 | 8,013 | 197 | 7,237 | 30,747 | |
| | Persons | 251,666 | 1,003 | 429 | 44,405 | 1,054 | 39,160 | 165,615 | |
| Urban | | | | | | | | | |
| Villa | Housing Units | 439 | 1 | 2 | 49 | 1 | 46 | 340 | |
| | Persons | 2,704 | 6 | 13 | 285 | 4 | 291 | 2,105 | |
| House | Housing Units | 13,027 | 12 | 34 | 1,660 | 69 | 2,356 | 8,896 | |
| | Persons | 76,539 | 60 | 170 | 9,788 | 401 | 13,416 | 52,704 | |
| Apartment | Housing Units | 13,722 | 56 | 17 | 1,150 | 62 | 1,311 | 11,126 | |
| | Persons | 67,705 | 220 | 52 | 5,593 | 284 | 6,371 | 55,185 | |
| Separate Room | Housing Units | 38 | - | 4 | 3 | - | 14 | 17 | |
| | Persons | 69 | - | 4 | 8 | - | 24 | 33 | |
| Tent | Housing Units | 9 | - | 1 | 7 | - | 1 | - | |
| | Persons | 72 | - | 6 | 62 | - | 4 | - | |
| Marginal | Housing Units | 16 | - | 1 | 9 | - | 2 | 4 | |
| | Persons | 82 | - | 1 | 42 | - | 21 | 18 | |
| Others | Housing Units | 1 | - | - | - | - | - | 1 | |
| | Persons | 1 | - | - | - | - | - | 1 | |
| Not Stated | Housing Units | 250 | 90 | - | 6 | - | 8 | 146 | |
| | Persons | 1,055 | 387 | - | 24 | - | 36 | 608 | |
| Total | Housing Units | 27,502 | 159 | 59 | 2,884 | 132 | 3,738 | 20,530 | |
| | Persons | 148,227 | 673 | 246 | 15,802 | 689 | 20,163 | 110,654 | |

Table 6 (Cont.): Occupied Housing Units and Persons in the Jenin Governorate by Type of Housing Unit, Main Source of Water in Housing Unit and Type of Locality, 2007

| Type of Locality and Type of Housing Unit | | Total | Main Source of Water | | | | | | |
|---|----------------------|---------------|----------------------|------------|--------------------|------------|-----------------------------|---------------|--|
| | | | Not Stated | Other | () Water Tanks | Springs | Well (to Gather Rain Water) | | |
| Rural | | | | | | | | | |
| Villa | Housing Units | 169 | 1 | - | 37 | 4 | 27 | 100 | |
| | Persons | 1,028 | 3 | - | 223 | 25 | 159 | 618 | |
| House | Housing Units | 11,017 | 8 | 35 | 3,500 | 37 | 2,609 | 4,828 | |
| | Persons | 64,312 | 36 | 140 | 20,700 | 207 | 14,977 | 28,252 | |
| Apartment | Housing Units | 5,631 | 13 | 8 | 1,501 | 22 | 830 | 3,257 | |
| | Persons | 26,992 | 49 | 27 | 7,250 | 119 | 3,763 | 15,784 | |
| Separate Room | Housing Units | 53 | 3 | 6 | 17 | - | 18 | 9 | |
| | Persons | 117 | 22 | 8 | 40 | - | 25 | 22 | |
| Tent | Housing Units | 29 | - | - | 25 | 1 | 3 | - | |
| | Persons | 160 | - | - | 145 | 6 | 9 | - | |
| Marginal | Housing Units | 20 | - | 2 | 12 | 1 | 2 | 3 | |
| | Persons | 91 | - | 5 | 54 | 8 | 9 | 15 | |
| Others | Housing Units | 1 | - | - | - | - | - | 1 | |
| | Persons | 1 | - | - | - | - | - | 1 | |
| Not Stated | Housing Units | 118 | 44 | - | 15 | - | 10 | 49 | |
| | Persons | 562 | 186 | - | 72 | - | 55 | 249 | |
| Total | Housing Units | 17,038 | 69 | 51 | 5,107 | 65 | 3,499 | 8,247 | |
| | Persons | 93,263 | 296 | 180 | 28,484 | 365 | 18,997 | 44,941 | |
| Camps | | | | | | | | | |
| Villa | Housing Units | 14 | - | - | - | - | - | 14 | |
| | Persons | 70 | - | - | - | - | - | 70 | |
| House | Housing Units | 553 | - | - | 13 | - | - | 540 | |
| | Persons | 3,059 | - | - | 75 | - | - | 2,984 | |
| Apartment | Housing Units | 1,424 | 3 | 2 | 9 | - | - | 1,410 | |
| | Persons | 7,006 | 21 | 3 | 44 | - | - | 6,938 | |
| Separate Room | Housing Units | - | - | - | - | - | - | - | |
| | Persons | - | - | - | - | - | - | - | |
| Tent | Housing Units | - | - | - | - | - | - | - | |
| | Persons | - | - | - | - | - | - | - | |
| Marginal | Housing Units | - | - | - | - | - | - | - | |
| | Persons | - | - | - | - | - | - | - | |
| Others | Housing Units | - | - | - | - | - | - | - | |
| | Persons | - | - | - | - | - | - | - | |
| Not Stated | Housing Units | 10 | 4 | - | - | - | - | 6 | |
| | Persons | 41 | 13 | - | - | - | - | 28 | |
| Total | Housing Units | 2,001 | 7 | 2 | 22 | - | - | 1,970 | |
| | Persons | 10,176 | 34 | 3 | 119 | - | - | 10,020 | |

Table 7: Occupied Housing Units and Persons in Jenin Governorate by Locality and Main Source of water, 2007

| Locality | | Total | Main Source of Water | | | | | | |
|--------------------------|----------------------|----------------|----------------------|------------|--------------------|--------------|--------------------------------|----------------|--|
| | | | Not Stated | Other | () Water Tanks | Springs | Well (to Gather Rain Water) | | |
| Jenin Governorate | Housing Units | 46,541 | 235 | 112 | 8,013 | 197 | 7,237 | 30,747 | |
| | Persons | 251,666 | 1,003 | 429 | 44,405 | 1,054 | 39,160 | 165,615 | |
| Zububa | Housing Units | 352 | - | - | 30 | 3 | 8 | 311 | |
| | Persons | 1,898 | - | - | 168 | 11 | 36 | 1,683 | |
| Rummana | Housing Units | 585 | 4 | 4 | 58 | 1 | 11 | 507 | |
| | Persons | 3,081 | 20 | 6 | 297 | 4 | 51 | 2,703 | |
| Ti'innik | Housing Units | 175 | - | - | 29 | 6 | 70 | 70 | |
| | Persons | 981 | - | - | 150 | 35 | 400 | 396 | |
| At Tayba | Housing Units | 408 | 4 | 4 | 3 | 1 | 17 | 379 | |
| | Persons | 2,114 | 26 | 8 | 7 | 6 | 60 | 2,007 | |
| 'Arabbuna | Housing Units | 157 | - | - | 132 | 1 | 16 | 8 | |
| | Persons | 794 | - | - | 694 | 7 | 61 | 32 | |
| Al Jalama | Housing Units | 405 | 2 | - | 1 | - | - | 402 | |
| | Persons | 2,022 | 6 | - | 5 | - | - | 2,011 | |
| Silat al Harithiya | Housing Units | 1,638 | 2 | 2 | 258 | 7 | 880 | 489 | |
| | Persons | 9,246 | 10 | 8 | 1,490 | 35 | 4,982 | 2,721 | |
| As Sa'aida | Housing Units | 13 | - | - | 13 | - | - | - | |
| | Persons | 68 | - | - | 68 | - | - | - | |
| 'Anin | Housing Units | 645 | 8 | 2 | 29 | 11 | 16 | 579 | |
| | Persons | 3,622 | 43 | 5 | 160 | 60 | 71 | 3,283 | |
| 'Arrana | Housing Units | 360 | - | - | 353 | 1 | - | 6 | |
| | Persons | 1,959 | - | - | 1,917 | 6 | - | 36 | |
| Deir Ghazala | Housing Units | 174 | 1 | - | 1 | - | - | 172 | |
| | Persons | 878 | 7 | - | 6 | - | - | 865 | |

Table 7 (Cont.): Occupied Housing Units and Persons in Jenin Governorate by Locality and Main Source of water, 2007

| Locality | | Total | Main Source of Water | | | | | | |
|----------------------------|---------------|--------|----------------------|-------|--------------------|---------|--------------------------------|-------|--|
| | | | Not Stated | Other | () Water Tanks | Springs | Well (to Gather Rain Water) | | |
| Faqu'a | Housing Units | 676 | 1 | 1 | 474 | - | 177 | 23 | |
| | Persons | 3,402 | 2 | 3 | 2,463 | - | 811 | 123 | |
| Khirbet Suruj | Housing Units | 9 | 1 | - | 8 | - | - | - | |
| | Persons | 55 | 6 | - | 49 | - | - | - | |
| Al Yamun | Housing Units | 2,909 | 3 | 1 | 587 | 1 | 741 | 1,576 | |
| | Persons | 16,075 | 13 | 7 | 3,233 | 4 | 3,962 | 8,856 | |
| Umm ar Rihan | Housing Units | 64 | - | - | - | - | - | 64 | |
| | Persons | 363 | - | - | - | - | - | 363 | |
| Kafr Dan | Housing Units | 962 | - | 1 | 775 | 49 | 79 | 58 | |
| | Persons | 5,051 | - | 2 | 4,048 | 253 | 443 | 305 | |
| Khirbet 'Abdallah al Yunis | Housing Units | 32 | - | - | - | - | - | 32 | |
| | Persons | 135 | - | - | - | - | - | 135 | |
| Dhafer al Malih | Housing Units | 39 | - | 1 | - | - | - | 38 | |
| | Persons | 194 | - | 4 | - | - | - | 190 | |
| Barta'a ash Sharqiya | Housing Units | 802 | 24 | 7 | - | 2 | 1 | 768 | |
| | Persons | 4,098 | 99 | 23 | - | 14 | 1 | 3,961 | |
| Al 'Araqa | Housing Units | 360 | 1 | 1 | 52 | - | 170 | 136 | |
| | Persons | 2,121 | 8 | 8 | 314 | - | 980 | 811 | |
| Al Jameelat | Housing Units | 5 | - | - | 5 | - | - | - | |
| | Persons | 32 | - | - | 32 | - | - | - | |
| Beit Qad | Housing Units | 260 | 2 | 1 | 249 | - | 1 | 7 | |
| | Persons | 1,420 | 4 | 1 | 1,357 | - | 6 | 52 | |
| Tura al Gharbiya | Housing Units | 193 | - | - | - | - | - | 193 | |
| | Persons | 901 | - | - | - | - | - | 901 | |

Table 7 (Cont.): Occupied Housing Units and Persons in Jenin Governorate by Locality and Main Source of water, 2007

| Locality | | Total | Main Source of Water | | | | | | |
|------------------------------|---------------|--------|----------------------|-------|--------------------|---------|--------------------------------|--------|-----|
| | | | Not Stated | Other | () Water Tanks | Springs | Well (to Gather Rain Water) | | |
| Tura ash Sharqiya | Housing Units | 34 | - | - | - | - | - | 34 | |
| | Persons | 170 | - | - | - | - | - | 170 | |
| Al Hashimiya | Housing Units | 183 | - | - | 48 | - | 34 | 101 | |
| | Persons | 1,031 | - | - | 283 | - | 194 | 554 | |
| Nazlat ash Sheikh Zeid | Housing Units | 117 | 1 | 1 | - | - | 1 | 114 | |
| | Persons | 691 | 6 | 7 | - | - | 1 | 677 | |
| At Tarem | Housing Units | 69 | - | - | - | - | - | 69 | |
| | Persons | 363 | - | - | - | - | - | 363 | |
| Khirbet al Muntar al Gharbiy | Housing Units | 6 | - | - | 4 | 2 | - | - | |
| | Persons | 22 | - | - | 12 | 10 | - | - | |
| Jenin | Housing Units | 7,461 | 77 | 15 | 801 | 29 | 118 | 6,421 | |
| | Persons | 38,155 | 330 | 76 | 4,452 | 158 | 632 | 32,507 | |
| Jenin Camp | Housing Units | 2,001 | 7 | 2 | 22 | - | - | 1,970 | |
| | Persons | 10,176 | 34 | 3 | 119 | - | - | 10,020 | |
| Jalbun | Housing Units | 454 | 2 | 1 | 381 | - | 69 | 1 | |
| | Persons | 2,345 | 9 | 1 | 2,075 | - | 254 | 6 | |
| 'Aba | Housing Units | 35 | - | - | 35 | - | - | - | |
| | Persons | 200 | - | - | 200 | - | - | - | |
| Khirbet Mas'ud | Housing Units | 11 | - | - | - | - | 11 | - | () |
| | Persons | 47 | - | - | - | - | 47 | - | |
| Khirbet al Muntar ash Sharq | Housing Units | 2 | - | - | 1 | - | - | 1 | |
| | Persons | 7 | - | - | 5 | - | - | 2 | |
| Kafr Qud | Housing Units | 211 | 1 | 1 | 13 | - | 1 | 195 | |
| | Persons | 1,122 | 1 | 8 | 64 | - | 7 | 1,042 | |

Table 7 (Cont.): Occupied Housing Units and Persons in Jenin Governorate by Locality and Main Source of water, 2007

| Locality | | Total | Main Source of Water | | | | | | |
|-----------------|---------------|--------|----------------------|-------|--------------------|---------|--------------------------------|--------|--|
| | | | Not Stated | Other | () Water Tanks | Springs | Well (to Gather Rain Water) | | |
| Deir Abu Da'if | Housing Units | 917 | - | 4 | 348 | 4 | 487 | 74 | |
| | Persons | 5,468 | - | 27 | 2,079 | 22 | 2,895 | 445 | |
| Birqin | Housing Units | 1,094 | 3 | 2 | 32 | 5 | 41 | 1,011 | |
| | Persons | 5,578 | 7 | 8 | 171 | 23 | 237 | 5,132 | |
| Umm Dar | Housing Units | 106 | - | - | 94 | - | 11 | 1 | |
| | Persons | 547 | - | - | 511 | - | 33 | 3 | |
| Al Khuljan | Housing Units | 86 | - | - | 71 | - | 14 | 1 | |
| | Persons | 499 | - | - | 430 | - | 62 | 7 | |
| Wad ad Dabi' | Housing Units | 68 | - | - | 63 | 4 | 1 | - | |
| | Persons | 403 | - | - | 371 | 31 | 1 | - | |
| Dhafer al 'Abed | Housing Units | 64 | 1 | - | 3 | - | 58 | 2 | |
| | Persons | 356 | 7 | - | 6 | - | 331 | 12 | |
| Zabda | Housing Units | 181 | 2 | - | 148 | 1 | 30 | - | |
| | Persons | 926 | 2 | - | 756 | 4 | 164 | - | |
| Ya'bad | Housing Units | 2,439 | 15 | 6 | 100 | 2 | 148 | 2,168 | |
| | Persons | 13,384 | 65 | 10 | 558 | 11 | 693 | 12,047 | |
| Kufeirit | Housing Units | 425 | 1 | 1 | 178 | - | 16 | 229 | |
| | Persons | 2,361 | 2 | 1 | 982 | - | 97 | 1,279 | |
| Imreiha | Housing Units | 83 | 18 | - | 65 | - | - | - | |
| | Persons | 415 | 81 | - | 334 | - | - | - | |
| Umm at Tut | Housing Units | 166 | - | - | 162 | 1 | 2 | 1 | |
| | Persons | 971 | - | - | 951 | 8 | 5 | 7 | |
| Ash Shuhada | Housing Units | 313 | - | - | 2 | 2 | 4 | 305 | |
| | Persons | 1,715 | - | - | 8 | 10 | 16 | 1,681 | |

Table 7 (Cont.): Occupied Housing Units and Persons in Jenin Governorate by Locality and Main Source of water, 2007

| Locality | | Total | Main Source of Water | | | | | | |
|-----------------|---------------|--------|----------------------|-------|--------------------|---------|--------------------------------|--------|-----|
| | | | Not Stated | Other | () Water Tanks | Springs | Well (to Gather Rain Water) | | |
| Jalqamus | Housing Units | 337 | - | - | 180 | - | 28 | 129 | () |
| | Persons | 1,954 | - | - | 1,040 | - | 172 | 742 | |
| Al Mughayyir | Housing Units | 396 | - | 9 | 286 | 1 | 67 | 33 | |
| | Persons | 2,375 | - | 29 | 1,694 | 12 | 402 | 238 | |
| Al Mutilla | Housing Units | 56 | - | - | - | - | 54 | 2 | |
| | Persons | 289 | - | - | - | - | 275 | 14 | |
| Bir al Basha | Housing Units | 213 | 2 | - | 162 | - | 44 | 5 | |
| | Persons | 1,282 | 8 | - | 932 | - | 313 | 29 | |
| Al Hafira | Housing Units | 13 | - | - | 13 | - | - | - | |
| | Persons | 56 | - | - | 56 | - | - | - | |
| Qabatiya | Housing Units | 3,429 | 10 | 13 | 37 | 1 | 59 | 3,309 | |
| | Persons | 18,837 | 55 | 81 | 201 | 5 | 287 | 18,208 | |
| Arraba | Housing Units | 1,777 | 5 | 2 | 16 | 1 | 6 | 1,747 | |
| | Persons | 9,734 | 24 | 10 | 91 | 5 | 24 | 9,580 | |
| Telfit | Housing Units | 56 | 5 | - | 4 | - | 2 | 45 | |
| | Persons | 213 | 9 | - | 31 | - | 12 | 161 | |
| Mirka | Housing Units | 279 | - | 1 | . | - | 4 | 274 | |
| | Persons | 1,581 | - | 4 | - | - | 24 | 1,553 | |
| Wadi Du'oq | Housing Units | 17 | - | - | - | - | - | 17 | |
| | Persons | 121 | - | - | - | - | - | 121 | |
| Fahma al Jadida | Housing Units | 64 | 1 | - | 1 | - | - | 62 | |
| | Persons | 362 | 3 | - | 7 | - | - | 352 | |
| Raba | Housing Units | 538 | - | - | 528 | 1 | 3 | 6 | |
| | Persons | 3,086 | - | - | 3,043 | 7 | 14 | 22 | |

Table 7 (Cont.): Occupied Housing Units and Persons in Jenin Governorate by Locality and Main Source of water, 2007

| Locality | | Total | Main Source of Water | | | | | | |
|-------------|---------------|-------|----------------------|-------|--------------------|---------|--------------------------------|-------|--|
| | | | Not Stated | Other | () Water Tanks | Springs | Well (to Gather Rain Water) | | |
| Al Mansura | Housing Units | 28 | - | - | - | - | - | 28 | |
| | Persons | 170 | - | - | - | - | - | 170 | |
| Misliya | Housing Units | 432 | - | 1 | 136 | 1 | 281 | 13 | |
| | Persons | 2,343 | - | 1 | 763 | 2 | 1,503 | 74 | |
| Al Jarba | Housing Units | 13 | - | - | - | - | 13 | - | |
| | Persons | 61 | - | - | - | - | 61 | - | |
| Az Zababida | Housing Units | 810 | 6 | 3 | 131 | 8 | 39 | 623 | |
| | Persons | 3,594 | 10 | 8 | 624 | 40 | 167 | 2,745 | |
| Fahma | Housing Units | 424 | - | - | 35 | 1 | 163 | 225 | |
| | Persons | 2,439 | - | - | 173 | 5 | 938 | 1,323 | |
| Az Zawiya | Housing Units | 109 | 1 | - | 20 | - | 8 | 80 | |
| | Persons | 755 | 9 | - | 120 | - | 58 | 568 | |
| Kafr Ra'i | Housing Units | 1,359 | 10 | 2 | 22 | - | 661 | 664 | |
| | Persons | 7,226 | 30 | 2 | 132 | - | 3,362 | 3,700 | |
| Al Kufeir | Housing Units | 8 | 1 | - | - | - | - | 7 | |
| | Persons | 43 | 3 | - | - | - | - | 40 | |
| Sir | Housing Units | 134 | 1 | - | 97 | 2 | 32 | 2 | |
| | Persons | 730 | 2 | - | 582 | 8 | 135 | 3 | |
| 'Ajja | Housing Units | 880 | - | 3 | 7 | - | 44 | 826 | |
| | Persons | 4,961 | - | 19 | 38 | - | 215 | 4,689 | |
| 'Anza | Housing Units | 388 | - | 1 | 6 | - | 67 | 314 | |
| | Persons | 1,838 | - | 1 | 43 | - | 285 | 1,509 | |
| Sanur | Housing Units | 685 | - | 2 | 13 | - | 26 | 644 | |
| | Persons | 3,991 | - | 11 | 78 | - | 137 | 3,765 | |

Table 7 (Cont.): Occupied Housing Units and Persons in Jenin Governorate by Locality and Main Source of water, 2007

| Locality | | Total | Main Source of Water | | | | | | |
|-----------------|---------------|-------|----------------------|-------|--------------------|---------|--------------------------------|-------|--|
| | | | Not Stated | Other | () Water Tanks | Springs | Well (to Gather Rain Water) | | |
| Ar Rama | Housing Units | 169 | - | - | - | - | 3 | 166 | |
| | Persons | 946 | - | - | - | - | 13 | 933 | |
| Meithalun | Housing Units | 1,234 | 3 | 2 | 247 | - | 960 | 22 | |
| | Persons | 6,825 | 10 | 13 | 1,394 | - | 5,285 | 123 | |
| Al Judeida | Housing Units | 906 | 1 | 6 | 237 | 2 | 635 | 25 | |
| | Persons | 4,649 | 9 | 19 | 1,288 | 8 | 3,190 | 135 | |
| al 'Asa'asa | Housing Units | 63 | - | - | 1 | - | - | 62 | |
| | Persons | 456 | - | - | 5 | - | - | 451 | |
| Al 'Attara | Housing Units | 195 | - | 1 | 2 | - | 181 | 11 | |
| | Persons | 1,138 | - | 1 | 9 | - | 1,037 | 91 | |
| Siris | Housing Units | 797 | 1 | 1 | 192 | 3 | 580 | 20 | |
| | Persons | 4,794 | 13 | 5 | 1,188 | 12 | 3,463 | 113 | |
| Jaba' | Housing Units | 1,470 | 1 | 5 | 8 | 16 | 42 | 1,398 | |
| | Persons | 8,333 | 1 | 5 | 27 | 80 | 246 | 7,974 | |
| Al Fandaqumiya | Housing Units | 585 | - | 1 | 3 | 8 | - | 573 | |
| | Persons | 3,337 | - | 3 | 16 | 57 | - | 3,261 | |
| Silat adh Dhahr | Housing Units | 928 | 6 | 1 | 1 | 19 | 2 | 899 | |
| | Persons | 5,685 | 29 | 1 | 5 | 101 | 9 | 5,540 | |

Table 8: Occupied Housing Units and Persons in Jenin Governorate by Type of Housing Unit, Connection to Electricity in Housing Unit and Type of Locality, 2007

| Type of Locality and Type of Housing Unit | | Total | Connection to Electricity | | | |
|---|----------------------|----------------|---------------------------|----------------|-------------------|----------------|
| | | | Not Stated | No Electricity | Private Generator | Public Network |
| Jenin Governorate | | | | | | |
| Villa | Housing Units | 622 | 2 | - | 29 | 591 |
| | Persons | 3,802 | 9 | - | 193 | 3,600 |
| House | Housing Units | 24,597 | 9 | 126 | 435 | 24,027 |
| | Persons | 143,910 | 40 | 608 | 2,576 | 140,686 |
| Apartment | Housing Units | 20,777 | 67 | 34 | 212 | 20,464 |
| | Persons | 101,703 | 274 | 158 | 953 | 100,318 |
| Separate Room | Housing Units | 91 | 3 | 17 | - | 71 |
| | Persons | 186 | 22 | 31 | - | 133 |
| Tent | Housing Units | 38 | - | 24 | 3 | 11 |
| | Persons | 232 | - | 149 | 16 | 67 |
| Marginal | Housing Units | 36 | - | 19 | 2 | 15 |
| | Persons | 173 | - | 88 | 9 | 76 |
| Others | Housing Units | 2 | - | - | - | 2 |
| | Persons | 2 | - | - | - | 2 |
| Not Stated | Housing Units | 378 | 125 | - | 7 | 246 |
| | Persons | 1,658 | 518 | - | 47 | 1,093 |
| Total | Housing Units | 46,541 | 206 | 220 | 688 | 45,427 |
| | Persons | 251,666 | 863 | 1,034 | 3,794 | 245,975 |
| Urban | | | | | | |
| Villa | Housing Units | 439 | 1 | - | 21 | 417 |
| | Persons | 2,704 | 6 | - | 133 | 2,565 |
| House | Housing Units | 13,027 | 5 | 35 | 125 | 12,862 |
| | Persons | 76,539 | 28 | 124 | 755 | 75,632 |
| Apartment | Housing Units | 13,722 | 51 | 3 | 72 | 13,596 |
| | Persons | 67,705 | 204 | 19 | 282 | 67,200 |
| Separate Room | Housing Units | 38 | - | 4 | - | 34 |
| | Persons | 69 | - | 4 | - | 65 |
| Tent | Housing Units | 9 | - | 3 | - | 6 |
| | Persons | 72 | - | 25 | - | 47 |
| Marginal | Housing Units | 16 | - | 7 | - | 9 |
| | Persons | 82 | - | 33 | - | 49 |
| Others | Housing Units | 1 | - | - | - | 1 |
| | Persons | 1 | - | - | - | 1 |
| Not Stated | Housing Units | 250 | 77 | - | 1 | 172 |
| | Persons | 1,055 | 318 | - | 5 | 732 |
| Total | Housing Units | 27,502 | 134 | 52 | 219 | 27,097 |
| | Persons | 148,227 | 556 | 205 | 1,175 | 146,291 |

Table 8 (Cont.): Occupied Housing Units and Persons in Jenin Governorate by Type of Housing Unit, Connection to Electricity in Housing Unit and Type of Locality, 2007

| Type of Locality and Type of Housing Unit | | Total | Connection to Electricity | | | |
|---|----------------------|---------------|---------------------------|----------------|-------------------|----------------|
| | | | Not Stated | No Electricity | Private Generator | Public Network |
| Rural | | | | | | |
| Villa | Housing Units | 169 | 1 | - | 8 | 160 |
| | Persons | 1,028 | 3 | - | 60 | 965 |
| House | Housing Units | 11,017 | 4 | 91 | 309 | 10,613 |
| | Persons | 64,312 | 12 | 484 | 1,817 | 61,999 |
| Apartment | Housing Units | 5,631 | 13 | 31 | 140 | 5,447 |
| | Persons | 26,992 | 49 | 139 | 671 | 26,133 |
| Separate Room | Housing Units | 53 | 3 | 13 | - | 37 |
| | Persons | 117 | 22 | 27 | - | 68 |
| Tent | Housing Units | 29 | - | 21 | 3 | 5 |
| | Persons | 160 | - | 124 | 16 | 20 |
| Marginal | Housing Units | 20 | - | 12 | 2 | 6 |
| | Persons | 91 | - | 55 | 9 | 27 |
| Others | Housing Units | 1 | - | - | - | 1 |
| | Persons | 1 | - | - | - | 1 |
| Not Stated | Housing Units | 118 | 44 | - | 6 | 68 |
| | Persons | 562 | 187 | - | 42 | 333 |
| Total | Housing Units | 17,038 | 65 | 168 | 468 | 16,337 |
| | Persons | 93,263 | 273 | 829 | 2,615 | 89,546 |
| Camps | | | | | | |
| Villa | Housing Units | 14 | - | - | - | 14 |
| | Persons | 70 | - | - | - | 70 |
| House | Housing Units | 553 | - | - | 1 | 552 |
| | Persons | 3,059 | - | - | 4 | 3,055 |
| Apartment | Housing Units | 1,424 | 3 | - | - | 1,421 |
| | Persons | 7,006 | 21 | - | - | 6,985 |
| Separate Room | Housing Units | - | - | - | - | - |
| | Persons | - | - | - | - | - |
| Tent | Housing Units | - | - | - | - | - |
| | Persons | - | - | - | - | - |
| Marginal | Housing Units | - | - | - | - | - |
| | Persons | - | - | - | - | - |
| Others | Housing Units | - | - | - | - | - |
| | Persons | - | - | - | - | - |
| Not Stated | Housing Units | 10 | 4 | - | - | 6 |
| | Persons | 41 | 13 | - | - | 28 |
| Total | Housing Units | 2,001 | 7 | - | 1 | 1,993 |
| | Persons | 10,176 | 34 | - | 4 | 10,138 |

Table 9: Occupied Housing Units and Persons in Jenin Governorate by Locality and Connection to Electricity in Housing Unit, 2007

| Locality | | Total | Connection to Electricity | | | | | |
|--------------------------|----------------------|----------------|---------------------------|----------------|-------------------|----------------|--|--|
| | | | Not Stated | No Electricity | Private Generator | Public Network | | |
| Jenin Governorate | Housing Units | 46,541 | 206 | 220 | 688 | 45,427 | | |
| | Persons | 251,666 | 863 | 1,034 | 3,794 | 245,975 | | |
| Zububa | Housing Units | 352 | - | - | 3 | 349 | | |
| | Persons | 1,898 | - | - | 10 | 1,888 | | |
| Rummana | Housing Units | 585 | 4 | 3 | 8 | 570 | | |
| | Persons | 3,081 | 20 | 7 | 38 | 3,016 | | |
| Ti'innik | Housing Units | 175 | - | - | 6 | 169 | | |
| | Persons | 981 | - | - | 43 | 938 | | |
| At Tayba | Housing Units | 408 | 4 | - | 6 | 398 | | |
| | Persons | 2,114 | 26 | - | 31 | 2,057 | | |
| 'Arabbuna | Housing Units | 157 | - | - | 2 | 155 | | |
| | Persons | 794 | - | - | 16 | 778 | | |
| Al Jalama | Housing Units | 405 | 2 | - | 2 | 401 | | |
| | Persons | 2,022 | 6 | - | 9 | 2,007 | | |
| Silat al Harithiya | Housing Units | 1,638 | 1 | - | 22 | 1,615 | | |
| | Persons | 9,246 | 2 | - | 138 | 9,106 | | |
| As Sa'aida | Housing Units | 13 | - | - | 13 | - | | |
| | Persons | 68 | - | - | 68 | - | | |
| 'Anin | Housing Units | 645 | 7 | 7 | 7 | 624 | | |
| | Persons | 3,622 | 41 | 40 | 38 | 3,503 | | |
| 'Arrana | Housing Units | 360 | - | - | 5 | 355 | | |
| | Persons | 1,959 | - | - | 22 | 1,937 | | |
| Deir Ghazala | Housing Units | 174 | 1 | 1 | 1 | 171 | | |
| | Persons | 878 | 7 | 6 | 4 | 861 | | |

Table 9 (Cont.): Occupied Housing Units and Persons in Jenin Governorate by Locality and Connection to Electricity in Housing Unit, 2007

| Locality | | Total | Connection to Electricity | | | | | |
|----------------------------|---------------|--------|---------------------------|----------------|-------------------|----------------|--|--|
| | | | Not Stated | No Electricity | Private Generator | Public Network | | |
| Faqqu'a | Housing Units | 676 | 2 | - | 16 | 658 | | |
| | Persons | 3,402 | 5 | - | 84 | 3,313 | | |
| Khirbet Suruj | Housing Units | 9 | 1 | 1 | 7 | - | | |
| | Persons | 55 | 6 | 8 | 41 | - | | |
| Al Yamun | Housing Units | 2,909 | 3 | 4 | 34 | 2,868 | | |
| | Persons | 16,075 | 13 | 25 | 179 | 15,858 | | |
| Umm ar Rihan | Housing Units | 64 | - | - | 64 | - | | |
| | Persons | 363 | - | - | 363 | - | | |
| Kafr Dan | Housing Units | 962 | - | - | 5 | 957 | | |
| | Persons | 5,051 | - | - | 35 | 5,016 | | |
| Khirbet 'Abdallah al Yunis | Housing Units | 32 | 1 | - | 3 | 28 | | |
| | Persons | 135 | 2 | - | 12 | 121 | | |
| Dhafer al Malih | Housing Units | 39 | - | 1 | 38 | - | | |
| | Persons | 194 | - | 4 | 190 | - | | |
| Barta'a ash Sharqiya | Housing Units | 802 | 24 | 2 | 20 | 756 | | |
| | Persons | 4,098 | 97 | 2 | 93 | 3,906 | | |
| Al 'Araqa | Housing Units | 360 | 1 | - | 4 | 355 | | |
| | Persons | 2,121 | 8 | - | 28 | 2,085 | | |
| Al Jameelat | Housing Units | 5 | - | - | - | 5 | | |
| | Persons | 32 | - | - | - | 32 | | |
| Beit Qad | Housing Units | 260 | 2 | - | 2 | 256 | | |
| | Persons | 1,420 | 4 | - | 10 | 1,406 | | |
| Tura al Gharbiya | Housing Units | 193 | - | - | 3 | 190 | | |
| | Persons | 901 | - | - | 12 | 889 | | |

Table 9 (Cont.): Occupied Housing Units and Persons in Jenin Governorate by Locality and Connection to Electricity in Housing Unit, 2007

| Locality | | Total | Connection to Electricity | | | | | |
|--------------------------------|---------------|--------|---------------------------|----------------|-------------------|----------------|-----|--|
| | | | Not Stated | No Electricity | Private Generator | Public Network | | |
| Tura ash Sharqiya | Housing Units | 34 | - | - | 3 | 31 | | |
| | Persons | 170 | - | - | 15 | 155 | | |
| Al Hashimiya | Housing Units | 183 | - | - | 2 | 181 | | |
| | Persons | 1,031 | - | - | 5 | 1,026 | | |
| Nazlat ash Sheikh Zeid | Housing Units | 117 | 1 | 2 | - | 114 | | |
| | Persons | 691 | 6 | 8 | - | 677 | | |
| At Tarem | Housing Units | 69 | - | - | 1 | 68 | | |
| | Persons | 363 | - | - | 2 | 361 | | |
| Khirbet al Muntar al Gharbiya | Housing Units | 6 | - | - | 6 | - | | |
| | Persons | 22 | - | - | 22 | - | | |
| Jenin | Housing Units | 7,461 | 71 | 1 | 23 | 7,366 | | |
| | Persons | 38,155 | 300 | 2 | 117 | 37,736 | | |
| Jenin Camp | Housing Units | 2,001 | 7 | - | 1 | 1,993 | | |
| | Persons | 10,176 | 34 | - | 4 | 10,138 | | |
| Jalbun | Housing Units | 454 | 2 | - | 4 | 448 | | |
| | Persons | 2,345 | 9 | - | 21 | 2,315 | | |
| 'Aba | Housing Units | 35 | - | - | - | 35 | | |
| | Persons | 200 | - | - | - | 200 | | |
| Khirbet Mas'ud | Housing Units | 11 | - | 1 | 10 | - | () | |
| | Persons | 47 | - | 2 | 45 | - | | |
| Khirbet al Muntar ash Sharqiya | Housing Units | 2 | - | - | 2 | - | | |
| | Persons | 7 | - | - | 7 | - | | |
| Kafr Qud | Housing Units | 211 | 1 | - | 2 | 208 | | |
| | Persons | 1,122 | 1 | - | 10 | 1,111 | | |

Table 9 (Cont.): Occupied Housing Units and Persons in Jenin Governorate by Locality and Connection to Electricity in Housing Unit, 2007

| Locality | | Total | Connection to Electricity | | | | | |
|-----------------|---------------|--------|---------------------------|----------------|-------------------|----------------|--|--|
| | | | Not Stated | No Electricity | Private Generator | Public Network | | |
| Deir Abu Da'if | Housing Units | 917 | - | 4 | 2 | 911 | | |
| | Persons | 5,468 | - | 16 | 14 | 5,438 | | |
| Birqin | Housing Units | 1,094 | 2 | 4 | 12 | 1,076 | | |
| | Persons | 5,578 | 6 | 8 | 51 | 5,513 | | |
| Umm Dar | Housing Units | 106 | - | - | - | 106 | | |
| | Persons | 547 | - | - | - | 547 | | |
| Al Khuljan | Housing Units | 86 | - | - | - | 86 | | |
| | Persons | 499 | - | - | - | 499 | | |
| Wad ad Dabi' | Housing Units | 68 | - | - | - | 68 | | |
| | Persons | 403 | - | - | - | 403 | | |
| Dhafer al 'Abed | Housing Units | 64 | 1 | - | - | 63 | | |
| | Persons | 356 | 7 | - | - | 349 | | |
| Zabda | Housing Units | 181 | - | 9 | 8 | 164 | | |
| | Persons | 926 | - | 35 | 29 | 862 | | |
| Ya'bad | Housing Units | 2,439 | 7 | 15 | 20 | 2,397 | | |
| | Persons | 13,384 | 25 | 80 | 99 | 13,180 | | |
| Kufeirit | Housing Units | 425 | - | 1 | 1 | 423 | | |
| | Persons | 2,361 | - | 1 | 9 | 2,351 | | |
| Imreiha | Housing Units | 83 | 18 | 56 | 9 | - | | |
| | Persons | 415 | 81 | 284 | 50 | - | | |
| Umm at Tut | Housing Units | 166 | - | 1 | - | 165 | | |
| | Persons | 971 | - | 1 | - | 970 | | |
| Ash Shuhada | Housing Units | 313 | - | - | 4 | 309 | | |
| | Persons | 1,715 | - | - | 26 | 1,689 | | |

Table 9 (Cont.): Occupied Housing Units and Persons in Jenin Governorate by Locality and Connection to Electricity in Housing Unit, 2007

| Locality | | Total | Connection to Electricity | | | | | |
|-----------------|---------------|--------|---------------------------|----------------|-------------------|----------------|-----|--|
| | | | Not Stated | No Electricity | Private Generator | Public Network | | |
| Jalqamus | Housing Units | 337 | - | 2 | 4 | 331 | () | |
| | Persons | 1,954 | - | 2 | 14 | 1,938 | | |
| Al Mughayyir | Housing Units | 396 | - | - | 2 | 394 | | |
| | Persons | 2,375 | - | - | 17 | 2,358 | | |
| Al Mutilla | Housing Units | 56 | - | - | 2 | 54 | | |
| | Persons | 289 | - | - | 14 | 275 | | |
| Bir al Basha | Housing Units | 213 | 2 | 58 | 153 | - | | |
| | Persons | 1,282 | 8 | 317 | 957 | - | | |
| Al Hafira | Housing Units | 13 | - | - | 7 | 6 | | |
| | Persons | 56 | - | - | 24 | 32 | | |
| Qabatiya | Housing Units | 3,429 | 8 | 5 | 32 | 3,384 | | |
| | Persons | 18,837 | 47 | 23 | 164 | 18,603 | | |
| Arraba | Housing Units | 1,777 | 3 | 1 | 4 | 1,769 | | |
| | Persons | 9,734 | 10 | 2 | 13 | 9,709 | | |
| Telfit | Housing Units | 56 | 5 | - | - | 51 | | |
| | Persons | 213 | 9 | - | - | 204 | | |
| Mirka | Housing Units | 279 | - | - | 5 | 274 | | |
| | Persons | 1,581 | - | - | 27 | 1,554 | | |
| Wadi Du'oq | Housing Units | 17 | - | - | - | 17 | | |
| | Persons | 121 | - | - | - | 121 | | |
| Fahma al Jadida | Housing Units | 64 | 1 | 1 | - | 62 | | |
| | Persons | 362 | 3 | 7 | - | 352 | | |
| Raba | Housing Units | 538 | - | 9 | 2 | 527 | | |
| | Persons | 3,086 | - | 40 | 15 | 3,031 | | |

Table 9 (Cont.): Occupied Housing Units and Persons in Jenin Governorate by Locality and Connection to Electricity in Housing Unit, 2007

| Locality | | Total | Connection to Electricity | | | | | |
|-------------|---------------|-------|---------------------------|----------------|-------------------|----------------|--|--|
| | | | Not Stated | No Electricity | Private Generator | Public Network | | |
| Al Mansura | Housing Units | 28 | - | - | - | 28 | | |
| | Persons | 170 | - | - | - | 170 | | |
| Misliya | Housing Units | 432 | - | - | 7 | 425 | | |
| | Persons | 2,343 | - | - | 36 | 2,307 | | |
| Al Jarba | Housing Units | 13 | - | - | - | 13 | | |
| | Persons | 61 | - | - | - | 61 | | |
| Az Zababida | Housing Units | 810 | 6 | 1 | 3 | 800 | | |
| | Persons | 3,594 | 10 | 9 | 12 | 3,563 | | |
| Fahma | Housing Units | 424 | - | - | 3 | 421 | | |
| | Persons | 2,439 | - | - | 19 | 2,420 | | |
| Az Zawiya | Housing Units | 109 | - | - | - | 109 | | |
| | Persons | 755 | - | - | - | 755 | | |
| Kafr Ra'i | Housing Units | 1,359 | 9 | 14 | 8 | 1,328 | | |
| | Persons | 7,226 | 27 | 57 | 48 | 7,094 | | |
| Al Kufeir | Housing Units | 8 | 1 | - | - | 7 | | |
| | Persons | 43 | 3 | - | - | 40 | | |
| Sir | Housing Units | 134 | 1 | - | 4 | 129 | | |
| | Persons | 730 | 2 | - | 20 | 708 | | |
| 'Ajja | Housing Units | 880 | - | 1 | 7 | 872 | | |
| | Persons | 4,961 | - | 9 | 37 | 4,915 | | |
| 'Anza | Housing Units | 388 | - | 5 | 5 | 378 | | |
| | Persons | 1,838 | - | 29 | 23 | 1,786 | | |
| Sanur | Housing Units | 685 | - | - | 4 | 681 | | |
| | Persons | 3,991 | - | - | 25 | 3,966 | | |

Table 9 (Cont.): Occupied Housing Units and Persons in Jenin Governorate by Locality and Connection to Electricity in Housing Unit, 2007

| Locality | | Total | Connection to Electricity | | | | | |
|-----------------|---------------|-------|---------------------------|----------------|-------------------|----------------|--|--|
| | | | Not Stated | No Electricity | Private Generator | Public Network | | |
| Ar Rama | Housing Units | 169 | - | - | 1 | 168 | | |
| | Persons | 946 | - | - | 4 | 942 | | |
| Meithalun | Housing Units | 1,234 | - | - | 7 | 1,227 | | |
| | Persons | 6,825 | - | - | 49 | 6,776 | | |
| Al Judeida | Housing Units | 906 | 1 | 3 | 2 | 900 | | |
| | Persons | 4,649 | 9 | 3 | 12 | 4,625 | | |
| al 'Asa'asa | Housing Units | 63 | - | 1 | - | 62 | | |
| | Persons | 456 | - | 1 | - | 455 | | |
| Al 'Attara | Housing Units | 195 | - | - | - | 195 | | |
| | Persons | 1,138 | - | - | - | 1,138 | | |
| Siris | Housing Units | 797 | - | - | 11 | 786 | | |
| | Persons | 4,794 | - | - | 74 | 4,720 | | |
| Jaba' | Housing Units | 1,470 | - | 3 | 24 | 1,443 | | |
| | Persons | 8,333 | - | 3 | 148 | 8,182 | | |
| Al Fandaqumiya | Housing Units | 585 | - | - | 2 | 583 | | |
| | Persons | 3,337 | - | - | 11 | 3,326 | | |
| Silat adh Dhahr | Housing Units | 928 | 6 | 3 | 8 | 911 | | |
| | Persons | 5,685 | 29 | 3 | 41 | 5,612 | | |

Table 10: Occupied Housing Units and Persons in Jenin Governorate by Type of Housing Unit, Connection to Sewage System in Housing Unit and Type of Locality, 2007

| Type of Locality and Type of Housing Unit | | Total | Connection to Sewage System | | | |
|---|----------------------|----------------|-----------------------------|------------|----------------|---------------|
| | | | Not Stated | No Sewage | Cesspool | Public Sewage |
| Jenin Governorate | | | | | | |
| Villa | Housing Units | 622 | 2 | - | 508 | 112 |
| | Persons | 3,802 | 9 | - | 3,164 | 629 |
| House | Housing Units | 24,597 | 18 | 72 | 23,031 | 1,476 |
| | Persons | 143,910 | 79 | 349 | 135,368 | 8,114 |
| Apartment | Housing Units | 20,777 | 88 | 19 | 15,344 | 5,326 |
| | Persons | 101,703 | 340 | 92 | 75,240 | 26,031 |
| Separate Room | Housing Units | 91 | 3 | 21 | 65 | 2 |
| | Persons | 186 | 22 | 36 | 126 | 2 |
| Tent | Housing Units | 38 | - | 25 | 13 | - |
| | Persons | 232 | - | 155 | 77 | - |
| Marginal | Housing Units | 36 | - | 7 | 29 | - |
| | Persons | 173 | - | 26 | 147 | - |
| Others | Housing Units | 2 | - | - | 1 | 1 |
| | Persons | 2 | - | - | 1 | 1 |
| Not Stated | Housing Units | 378 | 158 | - | 163 | 57 |
| | Persons | 1,658 | 647 | - | 804 | 207 |
| Total | Housing Units | 46,541 | 269 | 144 | 39,154 | 6,974 |
| | Persons | 251,666 | 1,097 | 658 | 214,927 | 34,984 |
| Urban | | | | | | |
| Villa | Housing Units | 439 | 1 | - | 342 | 96 |
| | Persons | 2,704 | 6 | - | 2,159 | 539 |
| House | Housing Units | 13,027 | 7 | 33 | 12,099 | 888 |
| | Persons | 76,539 | 32 | 165 | 71,475 | 4,867 |
| Apartment | Housing Units | 13,722 | 71 | 14 | 9,711 | 3,926 |
| | Persons | 67,705 | 269 | 69 | 48,222 | 19,145 |
| Separate Room | Housing Units | 38 | - | 5 | 31 | 2 |
| | Persons | 69 | - | 5 | 62 | 2 |
| Tent | Housing Units | 9 | - | 5 | 4 | - |
| | Persons | 72 | - | 48 | 24 | - |
| Marginal | Housing Units | 16 | - | 2 | 14 | - |
| | Persons | 82 | - | 10 | 72 | - |
| Others | Housing Units | 1 | - | - | - | 1 |
| | Persons | 1 | - | - | - | 1 |
| Not Stated | Housing Units | 250 | 103 | - | 96 | 51 |
| | Persons | 1,055 | 421 | - | 455 | 179 |
| Total | Housing Units | 27,502 | 182 | 59 | 22,297 | 4,964 |
| | Persons | 148,227 | 728 | 297 | 122,469 | 24,733 |

Table 107 (Cont.): Occupied Housing Units and Persons in Jenin Governorate by Type of Housing Unit, Connection to Sewage System in Housing Unit and Type of Locality, 2007

| Type of Locality and Type of Housing Unit | | Total | Connection to Sewage System | | | |
|---|----------------------|---------------|-----------------------------|------------|---------------|---------------|
| | | | Not Stated | No Sewage | Cesspool | Public Sewage |
| Rural | | | | | | |
| Villa | Housing Units | 169 | 1 | - | 166 | 2 |
| | Persons | 1,028 | 3 | - | 1,005 | 20 |
| House | Housing Units | 11,017 | 11 | 39 | 10,913 | 54 |
| | Persons | 64,312 | 47 | 184 | 63,775 | 306 |
| Apartment | Housing Units | 5,631 | 14 | 4 | 5,609 | 4 |
| | Persons | 26,992 | 50 | 22 | 26,903 | 17 |
| Separate Room | Housing Units | 53 | 3 | 16 | 34 | - |
| | Persons | 117 | 22 | 31 | 64 | - |
| Tent | Housing Units | 29 | - | 20 | 9 | - |
| | Persons | 160 | - | 107 | 53 | - |
| Marginal | Housing Units | 20 | - | 5 | 15 | - |
| | Persons | 91 | - | 16 | 75 | - |
| Others | Housing Units | 1 | - | - | 1 | - |
| | Persons | 1 | - | - | 1 | - |
| Not Stated | Housing Units | 118 | 51 | - | 67 | - |
| | Persons | 562 | 213 | - | 349 | - |
| Total | Housing Units | 17,038 | 80 | 84 | 16,814 | 60 |
| | Persons | 93,263 | 335 | 360 | 92,225 | 343 |
| Camps | | | | | | |
| Villa | Housing Units | 14 | - | - | - | 14 |
| | Persons | 70 | - | - | - | 70 |
| House | Housing Units | 553 | - | - | 19 | 534 |
| | Persons | 3,059 | - | - | 118 | 2,941 |
| Apartment | Housing Units | 1,424 | 3 | 1 | 24 | 1,396 |
| | Persons | 7,006 | 21 | 1 | 115 | 6,869 |
| Separate Room | Housing Units | - | - | - | - | - |
| | Persons | - | - | - | - | - |
| Tent | Housing Units | - | - | - | - | - |
| | Persons | - | - | - | - | - |
| Marginal | Housing Units | - | - | - | - | - |
| | Persons | - | - | - | - | - |
| Others | Housing Units | - | - | - | - | - |
| | Persons | - | - | - | - | - |
| Not Stated | Housing Units | 10 | 4 | - | - | 6 |
| | Persons | 41 | 13 | - | - | 28 |
| Total | Housing Units | 2,001 | 7 | 1 | 43 | 1,950 |
| | Persons | 10,176 | 34 | 1 | 233 | 9,908 |

Table 11: Occupied Housing Units and Persons in Jenin Governorate by Locality and Connection to Sewage System in Housing Unit, 2007

| Locality | | Total | Connection to Sewage System | | | | | |
|--------------------------|----------------------|----------------|-----------------------------|------------|----------------|---------------|--|--|
| | | | Not Stated | No Sewage | Cesspool | Public Sewage | | |
| Jenin Governorate | Housing Units | 46,541 | 269 | 144 | 39,154 | 6,974 | | |
| | Persons | 251,666 | 1,097 | 658 | 214,927 | 34,984 | | |
| Zububa | Housing Units | 352 | - | 1 | 351 | - | | |
| | Persons | 1,898 | - | 7 | 1,891 | - | | |
| Rummana | Housing Units | 585 | 3 | 4 | 578 | - | | |
| | Persons | 3,081 | 14 | 9 | 3,058 | - | | |
| Ti'innik | Housing Units | 175 | 18 | 2 | 173 | - | | |
| | Persons | 981 | - | 13 | 968 | - | | |
| At Tayba | Housing Units | 408 | 4 | - | 404 | - | | |
| | Persons | 2,114 | 26 | - | 2,088 | - | | |
| 'Arabbuna | Housing Units | 157 | - | 1 | 156 | - | | |
| | Persons | 794 | - | 6 | 788 | - | | |
| Al Jalama | Housing Units | 405 | 2 | - | 403 | - | | |
| | Persons | 2,022 | 6 | - | 2,016 | - | | |
| Silat al Harithiya | Housing Units | 1,638 | - | 1 | 1,637 | - | | |
| | Persons | 9,246 | - | 7 | 9,239 | - | | |
| As Sa'aida | Housing Units | 13 | - | - | 13 | - | | |
| | Persons | 68 | - | - | 68 | - | | |
| 'Anin | Housing Units | 645 | 8 | 4 | 633 | - | | |
| | Persons | 3,622 | 43 | 13 | 3,566 | - | | |
| 'Arrana | Housing Units | 360 | 1 | - | 359 | - | | |
| | Persons | 1,959 | 5 | - | 1,954 | - | | |
| Deir Ghazala | Housing Units | 174 | 1 | 1 | 172 | - | | |
| | Persons | 878 | 7 | 6 | 865 | - | | |

Table 11 (Cont.): Occupied Housing Units and Persons in Jenin Governorate by Locality and Connection to Sewage System in Housing Unit, 2007

| Locality | | Total | Connection to Sewage System | | | | | |
|----------------------------|---------------|--------|-----------------------------|-----------|----------|---------------|--|--|
| | | | Not Stated | No Sewage | Cesspool | Public Sewage | | |
| Faqqu'a | Housing Units | 676 | 1 | 2 | 673 | - | | |
| | Persons | 3,402 | 2 | 8 | 3,392 | - | | |
| Khirbet Suruj | Housing Units | 9 | 1 | - | 8 | - | | |
| | Persons | 55 | 6 | - | 49 | - | | |
| Al Yamun | Housing Units | 2,909 | 20 | 4 | 2,885 | - | | |
| | Persons | 16,075 | 83 | 23 | 15,969 | - | | |
| Umm ar Rihan | Housing Units | 64 | - | - | 64 | - | | |
| | Persons | 363 | - | - | 363 | - | | |
| Kafr Dan | Housing Units | 962 | - | - | 962 | - | | |
| | Persons | 5,051 | - | - | 5,051 | - | | |
| Khirbet 'Abdallah al Yunis | Housing Units | 32 | 1 | - | 31 | - | | |
| | Persons | 135 | 2 | - | 133 | - | | |
| Dhafer al Malih | Housing Units | 39 | - | - | 39 | - | | |
| | Persons | 194 | - | - | 194 | - | | |
| Barta'a ash Sharqiya | Housing Units | 802 | 24 | 13 | 765 | - | | |
| | Persons | 4,098 | 97 | 56 | 3,945 | - | | |
| Al 'Araqa | Housing Units | 360 | 1 | - | 359 | - | | |
| | Persons | 2,121 | 8 | - | 2,113 | - | | |
| Al Jameelat | Housing Units | 5 | - | - | 5 | - | | |
| | Persons | 32 | - | - | 32 | - | | |
| Beit Qad | Housing Units | 260 | 2 | - | 258 | - | | |
| | Persons | 1,420 | 4 | - | 1,416 | - | | |
| Tura al Gharbiya | Housing Units | 193 | - | - | 193 | - | | |
| | Persons | 901 | - | - | 901 | - | | |

Table 11 (Cont.): Occupied Housing Units and Persons in Jenin Governorate by Locality and Connection to Sewage System in Housing Unit, 2007

| Locality | | Total | Connection to Sewage System | | | | | |
|--------------------------------|---------------|--------|-----------------------------|-----------|----------|---------------|-----|--|
| | | | Not Stated | No Sewage | Cesspool | Public Sewage | | |
| Tura ash Sharqiya | Housing Units | 34 | - | - | 34 | - | | |
| | Persons | 170 | - | - | 170 | - | | |
| Al Hashimiya | Housing Units | 183 | - | - | 183 | - | | |
| | Persons | 1,031 | - | - | 1,031 | - | | |
| Nazlat ash Sheikh Zeid | Housing Units | 117 | 1 | 1 | 115 | - | | |
| | Persons | 691 | 6 | 2 | 683 | - | | |
| At Tarem | Housing Units | 69 | - | - | 69 | - | | |
| | Persons | 363 | - | - | 363 | - | | |
| Khirbet al Muntar al Gharbiya | Housing Units | 6 | - | - | 6 | - | | |
| | Persons | 22 | - | - | 22 | - | | |
| Jenin | Housing Units | 7,461 | 79 | 8 | 2,410 | 4,964 | | |
| | Persons | 38,155 | 316 | 52 | 13,054 | 24,733 | | |
| Jenin Camp | Housing Units | 2,001 | 7 | 1 | 43 | 1,950 | | |
| | Persons | 10,176 | 34 | 1 | 233 | 9,908 | | |
| Jalbun | Housing Units | 454 | 2 | 1 | 451 | - | | |
| | Persons | 2,345 | 9 | 1 | 2,335 | - | | |
| 'Aba | Housing Units | 35 | - | - | 35 | - | | |
| | Persons | 200 | - | - | 200 | - | | |
| Khirbet Mas'ud | Housing Units | 11 | - | - | 11 | - | () | |
| | Persons | 47 | - | - | 47 | - | | |
| Khirbet al Muntar ash Sharqiya | Housing Units | 2 | - | - | 2 | - | | |
| | Persons | 7 | - | - | 7 | - | | |
| Kafr Qud | Housing Units | 211 | 1 | - | 210 | - | | |
| | Persons | 1,122 | 1 | - | 1,121 | - | | |

Table 11 (Cont.): Occupied Housing Units and Persons in Jenin Governorate by Locality and Connection to Sewage System in Housing Unit, 2007

| Locality | | Total | Connection to Sewage System | | | | | |
|-----------------|---------------|--------|-----------------------------|-----------|----------|---------------|--|--|
| | | | Not Stated | No Sewage | Cesspool | Public Sewage | | |
| Deir Abu Da'if | Housing Units | 917 | - | 2 | 915 | - | | |
| | Persons | 5,468 | - | 2 | 5,466 | - | | |
| Birqin | Housing Units | 1,094 | 4 | 1 | 1,089 | - | | |
| | Persons | 5,578 | 13 | 4 | 5,561 | - | | |
| Umm Dar | Housing Units | 106 | 3 | 1 | 102 | - | | |
| | Persons | 547 | 11 | 2 | 534 | - | | |
| Al Khuljan | Housing Units | 86 | 1 | - | 85 | - | | |
| | Persons | 499 | 5 | - | 494 | - | | |
| Wad ad Dabi' | Housing Units | 68 | - | - | 68 | - | | |
| | Persons | 403 | - | - | 403 | - | | |
| Dhafer al 'Abed | Housing Units | 64 | 1 | - | 63 | - | | |
| | Persons | 356 | 7 | - | 349 | - | | |
| Zabda | Housing Units | 181 | - | 1 | 180 | - | | |
| | Persons | 926 | - | 1 | 925 | - | | |
| Ya'bad | Housing Units | 2,439 | 19 | 2 | 2,418 | - | | |
| | Persons | 13,384 | 64 | 7 | 13,313 | - | | |
| Kufeirit | Housing Units | 425 | 2 | 2 | 421 | - | | |
| | Persons | 2,361 | 8 | 9 | 2,344 | - | | |
| Imreiha | Housing Units | 83 | 18 | 8 | 57 | - | | |
| | Persons | 415 | 81 | 31 | 303 | - | | |
| Umm at Tut | Housing Units | 166 | - | - | 166 | - | | |
| | Persons | 971 | - | - | 971 | - | | |
| Ash Shuhada | Housing Units | 313 | - | 3 | 310 | - | | |
| | Persons | 1,715 | - | 7 | 1,708 | - | | |

Table 11 (Cont.): Occupied Housing Units and Persons in Jenin Governorate by Locality and Connection to Sewage System in Housing Unit, 2007

| Locality | | Total | Connection to Sewage System | | | | | |
|-----------------|---------------|--------|-----------------------------|-----------|----------|---------------|--|-----|
| | | | Not Stated | No Sewage | Cesspool | Public Sewage | | |
| Jalqamus | Housing Units | 337 | - | 3 | 334 | - | | |
| | Persons | 1,954 | - | 9 | 1,945 | - | | |
| Al Mughayyir | Housing Units | 396 | - | 3 | 393 | - | | |
| | Persons | 2,375 | - | 18 | 2,357 | - | | |
| Al Mutilla | Housing Units | 56 | - | - | 56 | - | | |
| | Persons | 289 | - | - | 289 | - | | |
| Bir al Basha | Housing Units | 213 | 2 | 5 | 206 | - | | |
| | Persons | 1,282 | 8 | 33 | 1,241 | - | | |
| Al Hafira | Housing Units | 13 | - | - | 13 | - | | () |
| | Persons | 56 | - | - | 56 | - | | |
| Qabatiya | Housing Units | 3,429 | 13 | 9 | 3,407 | - | | |
| | Persons | 18,837 | 66 | 42 | 18,729 | - | | |
| Arraba | Housing Units | 1,777 | 6 | - | 1,771 | - | | |
| | Persons | 9,734 | 24 | - | 9,710 | - | | |
| Telfit | Housing Units | 56 | 5 | - | 51 | - | | |
| | Persons | 213 | 9 | - | 204 | - | | |
| Mirka | Housing Units | 279 | - | - | 279 | - | | |
| | Persons | 1,581 | - | - | 1,581 | - | | |
| Wadi Du'oq | Housing Units | 17 | - | - | 17 | - | | |
| | Persons | 121 | - | - | 121 | - | | |
| Fahma al Jadida | Housing Units | 64 | 1 | 1 | 2 | 60 | | |
| | Persons | 362 | 3 | 7 | 9 | 343 | | |
| Raba | Housing Units | 538 | 1 | 12 | 525 | - | | |
| | Persons | 3,086 | 11 | 57 | 3,018 | - | | |

Table 11 (Cont.): Occupied Housing Units and Persons in Jenin Governorate by Locality and Connection to Sewage System in Housing Unit, 2007

| Locality | | Total | Connection to Sewage System | | | | | |
|-------------|---------------|-------|-----------------------------|-----------|----------|---------------|--|--|
| | | | Not Stated | No Sewage | Cesspool | Public Sewage | | |
| Al Mansura | Housing Units | 28 | - | - | 28 | - | | |
| | Persons | 170 | - | - | 170 | - | | |
| Misliya | Housing Units | 432 | - | - | 432 | - | | |
| | Persons | 2,343 | - | - | 2,343 | - | | |
| Al Jarba | Housing Units | 13 | - | 3 | 10 | - | | |
| | Persons | 61 | - | 9 | 52 | - | | |
| Az Zababida | Housing Units | 810 | 13 | 4 | 793 | - | | |
| | Persons | 3,594 | 32 | 15 | 3,547 | - | | |
| Fahma | Housing Units | 424 | - | - | 424 | - | | |
| | Persons | 2,439 | - | - | 2,439 | - | | |
| Az Zawiya | Housing Units | 109 | - | - | 109 | - | | |
| | Persons | 755 | - | - | 755 | - | | |
| Kafr Ra'i | Housing Units | 1,359 | 9 | 6 | 1,344 | - | | |
| | Persons | 7,226 | 27 | 9 | 7,190 | - | | |
| Al Kufeir | Housing Units | 8 | 1 | - | 7 | - | | |
| | Persons | 43 | 3 | - | 40 | - | | |
| Sir | Housing Units | 134 | 1 | - | 133 | - | | |
| | Persons | 730 | 2 | - | 728 | - | | |
| 'Ajja | Housing Units | 880 | - | 2 | 878 | - | | |
| | Persons | 4,961 | - | 9 | 4,952 | - | | |
| 'Anza | Housing Units | 388 | 1 | 7 | 380 | - | | |
| | Persons | 1,838 | 7 | 44 | 1,787 | - | | |
| Sanur | Housing Units | 685 | - | 1 | 684 | - | | |
| | Persons | 3,991 | - | 2 | 3,989 | - | | |

Table 11 (Cont.): Occupied Housing Units and Persons in Jenin Governorate by Locality and Connection to Sewage System in Housing Unit, 2007

| Locality | | Total | Connection to Sewage System | | | | | |
|-----------------|---------------|-------|-----------------------------|-----------|----------|---------------|--|--|
| | | | Not Stated | No Sewage | Cesspool | Public Sewage | | |
| Ar Rama | Housing Units | 169 | - | - | 169 | - | | |
| | Persons | 946 | - | - | 946 | - | | |
| Meithalun | Housing Units | 1,234 | 1 | 2 | 1,231 | - | | |
| | Persons | 6,825 | 1 | 13 | 6,811 | - | | |
| Al Judeida | Housing Units | 906 | 1 | 2 | 903 | - | | |
| | Persons | 4,649 | 9 | 2 | 4,638 | - | | |
| al 'Asa'asa | Housing Units | 63 | - | - | 63 | - | | |
| | Persons | 456 | - | - | 456 | - | | |
| Al 'Attara | Housing Units | 195 | - | - | 195 | - | | |
| | Persons | 1,138 | - | - | 1,138 | - | | |
| Siris | Housing Units | 797 | - | 7 | 790 | - | | |
| | Persons | 4,794 | - | 38 | 4,756 | - | | |
| Jaba' | Housing Units | 1,470 | 1 | - | 1,469 | - | | |
| | Persons | 8,333 | 8 | - | 8,325 | - | | |
| Al Fandaqumiya | Housing Units | 585 | - | - | 585 | - | | |
| | Persons | 3,337 | - | - | 3,337 | - | | |
| Silat adh Dhahr | Housing Units | 928 | 6 | 13 | 909 | - | | |
| | Persons | 5,685 | 29 | 84 | 5,572 | - | | |

Table 12: Occupied Housing Units and Persons in Jenin Governorate by Type of Housing Unit and Availability of Kitchen in Housing Unit and Type of Locality, 2007

| Type of Locality and Type of Housing Unit | | Total | Availability of Kitchen | | | |
|---|----------------------|----------------|-------------------------|--------------|-----------------------------|--------------------------|
| | | | Not Stated | No Kitchen | Kitchen Without Piped Water | Kitchen With Piped Water |
| Jenin Governorate | | | | | | |
| Villa | Housing Units | 622 | 2 | - | - | 620 |
| | Persons | 3,802 | 9 | - | - | 3,793 |
| House | Housing Units | 24,597 | 68 | 309 | 760 | 23,460 |
| | Persons | 143,910 | 297 | 1,127 | 3,841 | 138,645 |
| Apartment | Housing Units | 20,777 | 199 | 156 | 270 | 20,152 |
| | Persons | 101,703 | 792 | 520 | 1,188 | 99,203 |
| Separate Room | Housing Units | 91 | 3 | 88 | - | - |
| | Persons | 186 | 22 | 164 | - | - |
| Tent | Housing Units | 38 | - | 34 | 4 | - |
| | Persons | 232 | - | 206 | 26 | - |
| Marginal | Housing Units | 36 | - | 14 | 11 | 11 |
| | Persons | 173 | - | 71 | 44 | 58 |
| Others | Housing Units | 2 | - | 1 | - | 1 |
| | Persons | 2 | - | 1 | - | 1 |
| Not Stated | Housing Units | 378 | 295 | 1 | 1 | 81 |
| | Persons | 1,658 | 1,287 | 1 | 1 | 369 |
| Total | Housing Units | 46,541 | 567 | 603 | 1,046 | 44,325 |
| | Persons | 251,666 | 2,407 | 2,090 | 5,100 | 242,069 |
| Urban | | | | | | |
| Villa | Housing Units | 439 | 1 | - | - | 438 |
| | Persons | 2,704 | 6 | - | - | 2,698 |
| House | Housing Units | 13,027 | 29 | 134 | 281 | 12,583 |
| | Persons | 76,539 | 125 | 359 | 1,266 | 74,789 |
| Apartment | Housing Units | 13,722 | 163 | 66 | 103 | 13,390 |
| | Persons | 67,705 | 652 | 207 | 428 | 66,418 |
| Separate Room | Housing Units | 38 | - | 38 | - | - |
| | Persons | 69 | - | 69 | - | - |
| Tent | Housing Units | 9 | - | 7 | 2 | - |
| | Persons | 72 | - | 58 | 14 | - |
| Marginal | Housing Units | 16 | - | 4 | 6 | 6 |
| | Persons | 82 | - | 24 | 22 | 36 |
| Others | Housing Units | 1 | - | 1 | - | - |
| | Persons | 1 | - | 1 | - | - |
| Not Stated | Housing Units | 250 | 185 | - | 1 | 64 |
| | Persons | 1,055 | 751 | - | 1 | 303 |
| Total | Housing Units | 27,502 | 378 | 250 | 393 | 26,481 |
| | Persons | 148,227 | 1,534 | 718 | 1,731 | 144,244 |

Table 12 (Cont.): Occupied Housing Units and Persons in Jenin Governorate by Type of Housing Unit and Availability of Kitchen in Housing Unit and Type of Locality, 2007

| Type of Locality and Type of Housing Unit | | Total | Availability of Kitchen | | | |
|---|----------------------|---------------|-------------------------|--------------|-----------------------------|--------------------------|
| | | | Not Stated | No Kitchen | Kitchen Without Piped Water | Kitchen With Piped Water |
| Rural | | | | | | |
| Villa | Housing Units | 169 | 1 | - | - | 168 |
| | Persons | 1,028 | 3 | - | - | 1,025 |
| House | Housing Units | 11,017 | 38 | 174 | 474 | 10,331 |
| | Persons | 64,312 | 171 | 767 | 2,559 | 60,815 |
| Apartment | Housing Units | 5,631 | 29 | 82 | 163 | 5,357 |
| | Persons | 26,992 | 98 | 300 | 748 | 25,846 |
| Separate Room | Housing Units | 53 | 3 | 50 | - | - |
| | Persons | 117 | 22 | 95 | - | - |
| Tent | Housing Units | 29 | - | 27 | 2 | - |
| | Persons | 160 | - | 148 | 12 | - |
| Marginal | Housing Units | 20 | - | 10 | 5 | 5 |
| | Persons | 91 | - | 47 | 22 | 22 |
| Others | Housing Units | 1 | - | - | - | 1 |
| | Persons | 1 | - | - | - | 1 |
| Not Stated | Housing Units | 118 | 102 | 1 | - | 15 |
| | Persons | 562 | 499 | 1 | - | 62 |
| Total | Housing Units | 17,038 | 173 | 344 | 644 | 15,877 |
| | Persons | 93,263 | 793 | 1,358 | 3,341 | 87,771 |
| Camps | | | | | | |
| Villa | Housing Units | 14 | - | - | - | 14 |
| | Persons | 70 | - | - | - | 70 |
| House | Housing Units | 553 | 1 | 1 | 5 | 546 |
| | Persons | 3,059 | 1 | 1 | 16 | 3,041 |
| Apartment | Housing Units | 1,424 | 7 | 8 | 4 | 1,405 |
| | Persons | 7,006 | 42 | 13 | 12 | 6,939 |
| Separate Room | Housing Units | - | - | - | - | - |
| | Persons | - | - | - | - | - |
| Tent | Housing Units | - | - | - | - | - |
| | Persons | - | - | - | - | - |
| Marginal | Housing Units | - | - | - | - | - |
| | Persons | - | - | - | - | - |
| Others | Housing Units | - | - | - | - | - |
| | Persons | - | - | - | - | - |
| Not Stated | Housing Units | 10 | 8 | - | - | 2 |
| | Persons | 41 | 37 | - | - | 4 |
| Total | Housing Units | 2,001 | 16 | 9 | 9 | 1,967 |
| | Persons | 10,176 | 80 | 14 | 28 | 10,054 |

Table 13: Occupied Housing Units and Persons in Jenin Governorate by Locality and Availability of Kitchen in Housing Unit, 2007

| Locality | | Total | Availability of Kitchen | | | |
|--------------------------|----------------------|----------------|-------------------------|--------------|-----------------------------|--------------------------|
| | | | Not Stated | No Kitchen | Kitchen Without Piped Water | Kitchen With Piped Water |
| Jenin Governorate | Housing Units | 46,541 | 567 | 603 | 1,046 | 44,325 |
| | Persons | 251,666 | 2,407 | 2,090 | 5,100 | 242,069 |
| Zububa | Housing Units | 352 | 1 | 3 | 4 | 344 |
| | Persons | 1,898 | 4 | 6 | 22 | 1,866 |
| Rummana | Housing Units | 585 | 23 | 4 | 9 | 549 |
| | Persons | 3,081 | 124 | 8 | 51 | 2,898 |
| Ti'innik | Housing Units | 175 | - | 2 | 7 | 166 |
| | Persons | 981 | - | 16 | 22 | 943 |
| At Tayba | Housing Units | 408 | 6 | 5 | 1 | 396 |
| | Persons | 2,114 | 40 | 5 | 1 | 2,068 |
| 'Arabbuna | Housing Units | 157 | 3 | 3 | 1 | 150 |
| | Persons | 794 | 11 | 7 | 1 | 775 |
| Al Jalama | Housing Units | 405 | 2 | 1 | - | 402 |
| | Persons | 2,022 | 6 | 1 | - | 2,015 |
| Silat al Harithiya | Housing Units | 1,638 | 9 | 13 | 10 | 1,606 |
| | Persons | 9,246 | 45 | 49 | 37 | 9,115 |
| As Sa'aيدا | Housing Units | 13 | - | - | - | 13 |
| | Persons | 68 | - | - | - | 68 |
| 'Anin | Housing Units | 645 | 15 | 16 | 12 | 602 |
| | Persons | 3,622 | 84 | 67 | 56 | 3,415 |
| 'Arrana | Housing Units | 360 | 8 | 4 | - | 348 |
| | Persons | 1,959 | 27 | 4 | - | 1,928 |
| Deir Ghazala | Housing Units | 174 | 1 | - | 2 | 171 |
| | Persons | 878 | 7 | - | 14 | 857 |

Table 13 (Cont.): Occupied Housing Units and Persons in Jenin Governorate by Locality and Availability of Kitchen in Housing Unit, 2007

| Locality | | Total | Availability of Kitchen | | | | | |
|----------------------------|---------------|--------|-------------------------|------------|-----------------------------|--------------------------|--|--|
| | | | Not Stated | No Kitchen | Kitchen Without Piped Water | Kitchen With Piped Water | | |
| Faqu'a | Housing Units | 676 | 8 | 2 | 4 | 662 | | |
| | Persons | 3,402 | 19 | 9 | 8 | 3,366 | | |
| Khirbet Suruj | Housing Units | 9 | 1 | 1 | 4 | 3 | | |
| | Persons | 55 | 6 | 8 | 23 | 18 | | |
| Al Yamun | Housing Units | 2,909 | 21 | 24 | 37 | 2,827 | | |
| | Persons | 16,075 | 85 | 51 | 169 | 15,770 | | |
| Umm ar Rihan | Housing Units | 64 | 2 | - | 1 | 61 | | |
| | Persons | 363 | 10 | - | 1 | 352 | | |
| Kafr Dan | Housing Units | 962 | - | 12 | 6 | 944 | | |
| | Persons | 5,051 | - | 45 | 17 | 4,989 | | |
| Khirbet 'Abdallah al Yunis | Housing Units | 32 | 1 | - | - | 31 | | |
| | Persons | 135 | 2 | - | - | 133 | | |
| Dhafer al Malih | Housing Units | 39 | - | 1 | - | 38 | | |
| | Persons | 194 | - | 4 | - | 190 | | |
| Barta'a ash Sharqiya | Housing Units | 802 | 41 | 7 | 9 | 745 | | |
| | Persons | 4,098 | 178 | 10 | 26 | 3,884 | | |
| Al 'Araqa | Housing Units | 360 | 4 | 2 | 3 | 351 | | |
| | Persons | 2,121 | 32 | 3 | 14 | 2,072 | | |
| Al Jameelat | Housing Units | 5 | - | - | - | 5 | | |
| | Persons | 32 | - | - | - | 32 | | |
| Beit Qad | Housing Units | 260 | 2 | 1 | 4 | 253 | | |
| | Persons | 1,420 | 4 | 1 | 20 | 1,395 | | |
| Tura al Gharbiya | Housing Units | 193 | - | 1 | 4 | 188 | | |
| | Persons | 901 | - | 1 | 9 | 891 | | |

Table 13 (Cont.): Occupied Housing Units and Persons in Jenin Governorate by Locality and Availability of Kitchen in Housing Unit, 2007

| Locality | | Total | Availability of Kitchen | | | | | |
|--------------------------------|---------------|--------|-------------------------|------------|-----------------------------|--------------------------|-----|--|
| | | | Not Stated | No Kitchen | Kitchen Without Piped Water | Kitchen With Piped Water | | |
| Tura ash Sharqiya | Housing Units | 34 | - | - | 3 | 31 | | |
| | Persons | 170 | - | - | 13 | 157 | | |
| Al Hashimiya | Housing Units | 183 | 2 | 2 | 1 | 178 | | |
| | Persons | 1,031 | 22 | 12 | 8 | 989 | | |
| Nazlat ash Sheikh Zeid | Housing Units | 117 | 1 | 2 | 3 | 111 | | |
| | Persons | 691 | 6 | 9 | 20 | 656 | | |
| At Tarem | Housing Units | 69 | - | - | 1 | 68 | | |
| | Persons | 363 | - | - | 8 | 355 | | |
| Khirbet al Muntar al Gharbiya | Housing Units | 6 | - | - | - | 6 | | |
| | Persons | 22 | - | - | - | 22 | | |
| Jenin | Housing Units | 7,461 | 185 | 28 | 43 | 7,205 | | |
| | Persons | 38,155 | 745 | 105 | 197 | 37,108 | | |
| Jenin Camp | Housing Units | 2,001 | 16 | 9 | 9 | 1,967 | | |
| | Persons | 10,176 | 80 | 14 | 28 | 10,054 | | |
| Jalbun | Housing Units | 454 | 3 | 15 | 27 | 409 | | |
| | Persons | 2,345 | 10 | 48 | 109 | 2,178 | | |
| 'Aba | Housing Units | 35 | - | - | - | 35 | | |
| | Persons | 200 | - | - | - | 200 | | |
| Khirbet Mas'ud | Housing Units | 11 | - | 1 | 3 | 7 | () | |
| | Persons | 47 | - | 3 | 11 | 33 | | |
| Khirbet al Muntar ash Sharqiya | Housing Units | 2 | - | - | - | 2 | | |
| | Persons | 7 | - | - | - | 7 | | |
| Kafr Qud | Housing Units | 211 | 1 | - | 3 | 207 | | |
| | Persons | 1,122 | 1 | - | 24 | 1,097 | | |

Table 13 (Cont.): Occupied Housing Units and Persons in Jenin Governorate by Locality and Availability of Kitchen in Housing Unit, 2007

| Locality | | Total | Availability of Kitchen | | | | | |
|-----------------|---------------|--------|-------------------------|------------|-----------------------------|--------------------------|--|--|
| | | | Not Stated | No Kitchen | Kitchen Without Piped Water | Kitchen With Piped Water | | |
| Deir Abu Da'if | Housing Units | 917 | 5 | 19 | 60 | 833 | | |
| | Persons | 5,468 | 28 | 63 | 336 | 5,041 | | |
| Birqin | Housing Units | 1,094 | 8 | 10 | 15 | 1,061 | | |
| | Persons | 5,578 | 31 | 20 | 51 | 5,476 | | |
| Umm Dar | Housing Units | 106 | 3 | 6 | 18 | 79 | | |
| | Persons | 547 | 11 | 17 | 79 | 440 | | |
| Al Khuljan | Housing Units | 86 | 1 | 6 | 10 | 69 | | |
| | Persons | 499 | 5 | 48 | 51 | 395 | | |
| Wad ad Dabi' | Housing Units | 68 | - | - | - | 68 | | |
| | Persons | 403 | - | - | - | 403 | | |
| Dhafer al 'Abed | Housing Units | 64 | 2 | 2 | 1 | 59 | | |
| | Persons | 356 | 10 | 13 | 7 | 326 | | |
| Zabda | Housing Units | 181 | 2 | 1 | 13 | 165 | | |
| | Persons | 926 | 2 | 1 | 61 | 862 | | |
| Ya'bad | Housing Units | 2,439 | 41 | 24 | 50 | 2,324 | | |
| | Persons | 13,384 | 153 | 65 | 238 | 12,928 | | |
| Kufeirit | Housing Units | 425 | 3 | 9 | 13 | 400 | | |
| | Persons | 2,361 | 10 | 13 | 69 | 2,269 | | |
| Imreiha | Housing Units | 83 | 18 | 24 | 20 | 21 | | |
| | Persons | 415 | 81 | 120 | 112 | 102 | | |
| Umm at Tut | Housing Units | 166 | - | 6 | 5 | 155 | | |
| | Persons | 971 | - | 15 | 39 | 917 | | |
| Ash Shuhada | Housing Units | 313 | - | 7 | 12 | 294 | | |
| | Persons | 1,715 | - | 26 | 65 | 1,624 | | |

Table 13 (Cont.): Occupied Housing Units and Persons in Jenin Governorate by Locality and Availability of Kitchen in Housing Unit, 2007

| Locality | | Total | Availability of Kitchen | | | | | |
|-----------------|---------------|--------|-------------------------|------------|-----------------------------|--------------------------|-----|--|
| | | | Not Stated | No Kitchen | Kitchen Without Piped Water | Kitchen With Piped Water | | |
| Jalqamus | Housing Units | 337 | - | 16 | 26 | 295 | | |
| | Persons | 1,954 | - | 65 | 128 | 1,761 | | |
| Al Mughayyir | Housing Units | 396 | 1 | 11 | 34 | 350 | | |
| | Persons | 2,375 | 8 | 64 | 217 | 2,086 | | |
| Al Mutilla | Housing Units | 56 | - | - | 22 | 34 | | |
| | Persons | 289 | - | - | 121 | 168 | | |
| Bir al Basha | Housing Units | 213 | 6 | 18 | 40 | 149 | | |
| | Persons | 1,282 | 40 | 94 | 251 | 897 | | |
| Al Hafira | Housing Units | 13 | - | - | 2 | 11 | () | |
| | Persons | 56 | - | - | 10 | 46 | | |
| Qabatiya | Housing Units | 3,429 | 22 | 32 | 63 | 3,312 | | |
| | Persons | 18,837 | 96 | 90 | 314 | 18,337 | | |
| Arraba | Housing Units | 1,777 | 16 | 8 | 10 | 1,743 | | |
| | Persons | 9,734 | 58 | 16 | 28 | 9,632 | | |
| Telfit | Housing Units | 56 | 5 | 1 | 10 | 40 | | |
| | Persons | 213 | 9 | 7 | 65 | 132 | | |
| Mirka | Housing Units | 279 | - | 3 | 1 | 275 | | |
| | Persons | 1,581 | - | 3 | 7 | 1,571 | | |
| Wadi Du'oq | Housing Units | 17 | 2 | - | - | 15 | | |
| | Persons | 121 | 12 | - | - | 109 | | |
| Fahma al Jadida | Housing Units | 64 | 1 | 1 | - | 62 | | |
| | Persons | 362 | 3 | 7 | - | 352 | | |
| Raba | Housing Units | 538 | 3 | 37 | 44 | 454 | | |
| | Persons | 3,086 | 19 | 148 | 240 | 2,679 | | |

Table 13 (Cont.): Occupied Housing Units and Persons in Jenin Governorate by Locality and Availability of Kitchen in Housing Unit, 2007

| Locality | | Total | Availability of Kitchen | | | |
|-------------|---------------|-------|-------------------------|------------|-----------------------------|--------------------------|
| | | | Not Stated | No Kitchen | Kitchen Without Piped Water | Kitchen With Piped Water |
| Al Mansura | Housing Units | 28 | 1 | - | - | 27 |
| | Persons | 170 | 7 | - | - | 163 |
| Misiya | Housing Units | 432 | - | 3 | 17 | 412 |
| | Persons | 2,343 | - | 8 | 75 | 2,260 |
| Al Jarba | Housing Units | 13 | - | 3 | - | 10 |
| | Persons | 61 | - | 9 | - | 52 |
| Az Zababida | Housing Units | 810 | 18 | 11 | 8 | 773 |
| | Persons | 3,594 | 53 | 43 | 18 | 3,480 |
| Fahma | Housing Units | 424 | - | 9 | 23 | 392 |
| | Persons | 2,439 | - | 42 | 112 | 2,285 |
| Az Zawiya | Housing Units | 109 | - | 4 | 13 | 92 |
| | Persons | 755 | - | 19 | 94 | 642 |
| Kafr Ra'i | Housing Units | 1,359 | 16 | 45 | 72 | 1,226 |
| | Persons | 7,226 | 72 | 149 | 318 | 6,687 |
| Al Kufeir | Housing Units | 8 | 1 | - | - | 7 |
| | Persons | 43 | 3 | - | - | 40 |
| Sir | Housing Units | 134 | 2 | 2 | 3 | 127 |
| | Persons | 730 | 8 | 3 | 13 | 706 |
| 'Ajja | Housing Units | 880 | - | 12 | 13 | 855 |
| | Persons | 4,961 | - | 39 | 58 | 4,864 |
| 'Anza | Housing Units | 388 | 2 | 9 | 6 | 371 |
| | Persons | 1,838 | 12 | 46 | 12 | 1,768 |
| Sanur | Housing Units | 685 | 1 | 5 | 13 | 666 |
| | Persons | 3,991 | 2 | 17 | 61 | 3,911 |

Table 13 (Cont.): Occupied Housing Units and Persons in Jenin Governorate by Locality and Availability of Kitchen in Housing Unit, 2007

| Locality | | Total | Availability of Kitchen | | | |
|-----------------|---------------|-------|-------------------------|------------|-----------------------------|--------------------------|
| | | | Not Stated | No Kitchen | Kitchen Without Piped Water | Kitchen With Piped Water |
| Ar Rama | Housing Units | 169 | - | - | - | 169 |
| | Persons | 946 | - | - | - | 946 |
| Meithalun | Housing Units | 1,234 | 4 | 9 | 26 | 1,195 |
| | Persons | 6,825 | 10 | 13 | 120 | 6,682 |
| Al Judeida | Housing Units | 906 | 5 | 21 | 59 | 821 |
| | Persons | 4,649 | 28 | 59 | 251 | 4,311 |
| al 'Asa'asa | Housing Units | 63 | - | 1 | 2 | 60 |
| | Persons | 456 | - | 7 | 6 | 443 |
| Al 'Attara | Housing Units | 195 | - | 2 | 3 | 190 |
| | Persons | 1,138 | - | 5 | 13 | 1,120 |
| Siris | Housing Units | 797 | 6 | 25 | 54 | 712 |
| | Persons | 4,794 | 23 | 123 | 327 | 4,321 |
| Jaba' | Housing Units | 1,470 | 1 | 26 | 44 | 1,399 |
| | Persons | 8,333 | 8 | 80 | 182 | 8,063 |
| Al Fandaqumiya | Housing Units | 585 | 1 | 4 | 2 | 578 |
| | Persons | 3,337 | 4 | 22 | 8 | 3,303 |
| Silat adh Dhahr | Housing Units | 928 | 14 | 12 | 8 | 894 |
| | Persons | 5,685 | 53 | 25 | 34 | 5,573 |

Table 14: Occupied Housing Units and Persons in Jenin Governorate by Type of Housing Unit, Availability of Bathroom in Housing Unit and Type of Locality, 2007

| Type of Locality and Type of Housing Unit | | Total | Availability of Bathroom | | | |
|---|----------------------|----------------|--------------------------|--------------|------------------------------|---------------------------|
| | | | Not Stated | No Bathroom | Bathroom Without Piped Water | Bathroom With Piped Water |
| Jenin Governorate | | | | | | |
| Villa | Housing Units | 622 | - | - | - | 622 |
| | Persons | 3,802 | - | - | - | 3,802 |
| House | Housing Units | 24,597 | 59 | 399 | 702 | 23,437 |
| | Persons | 143,910 | 234 | 1,755 | 3,540 | 138,381 |
| Apartment | Housing Units | 20,777 | 195 | 214 | 222 | 20,146 |
| | Persons | 101,703 | 775 | 839 | 1,024 | 99,065 |
| Separate Room | Housing Units | 91 | 3 | 88 | - | - |
| | Persons | 186 | 22 | 164 | - | - |
| Tent | Housing Units | 38 | - | 34 | 4 | - |
| | Persons | 232 | - | 210 | 22 | - |
| Marginal | Housing Units | 36 | - | 10 | 15 | 11 |
| | Persons | 173 | - | 43 | 75 | 55 |
| Others | Housing Units | 2 | - | - | - | 2 |
| | Persons | 2 | - | - | - | 2 |
| Not Stated | Housing Units | 378 | 297 | 1 | - | 80 |
| | Persons | 1,658 | 1,290 | 1 | - | 367 |
| Total | Housing Units | 46,541 | 554 | 746 | 943 | 44,298 |
| | Persons | 251,666 | 2,321 | 3,012 | 4,661 | 241,672 |
| Urban | | | | | | |
| Villa | Housing Units | 439 | - | - | - | 439 |
| | Persons | 2,704 | - | - | - | 2,704 |
| House | Housing Units | 13,027 | 28 | 235 | 266 | 12,498 |
| | Persons | 76,539 | 105 | 1,046 | 1,154 | 74,234 |
| Apartment | Housing Units | 13,722 | 158 | 158 | 77 | 13,329 |
| | Persons | 67,705 | 628 | 658 | 338 | 66,081 |
| Separate Room | Housing Units | 38 | - | 38 | - | - |
| | Persons | 69 | - | 69 | - | - |
| Tent | Housing Units | 9 | - | 8 | 1 | - |
| | Persons | 72 | - | 67 | 5 | - |
| Marginal | Housing Units | 16 | - | 4 | 6 | 6 |
| | Persons | 82 | - | 24 | 28 | 30 |
| Others | Housing Units | 1 | - | - | - | 1 |
| | Persons | 1 | - | - | - | 1 |
| Not Stated | Housing Units | 250 | 187 | - | - | 63 |
| | Persons | 1,055 | 754 | - | - | 301 |
| Total | Housing Units | 27,502 | 373 | 443 | 350 | 26,336 |
| | Persons | 148,227 | 1,487 | 1,864 | 1,525 | 143,351 |

Table 14 (Cont.): Occupied Housing Units and Persons in Jenin Governorate by Type of Housing Unit, Availability of Bathroom in Housing Unit and Type of Locality, 2007

| Type of Locality and Type of Housing Unit | | Total | Availability of Bathroom | | | |
|---|----------------------|---------------|--------------------------|--------------|------------------------------|---------------------------|
| | | | Not Stated | No Bathroom | Bathroom Without Piped Water | Bathroom With Piped Water |
| Rural | | | | | | |
| Villa | Housing Units | 169 | - | - | - | 169 |
| | Persons | 1,028 | - | - | - | 1,028 |
| House | Housing Units | 11,017 | 30 | 164 | 432 | 10,391 |
| | Persons | 64,312 | 128 | 709 | 2,377 | 61,098 |
| Apartment | Housing Units | 5,631 | 30 | 54 | 143 | 5,404 |
| | Persons | 26,992 | 105 | 179 | 678 | 26,030 |
| Separate Room | Housing Units | 53 | 3 | 50 | - | - |
| | Persons | 117 | 22 | 95 | - | - |
| Tent | Housing Units | 29 | - | 26 | 3 | - |
| | Persons | 160 | - | 143 | 17 | - |
| Marginal | Housing Units | 20 | - | 6 | 9 | 5 |
| | Persons | 91 | - | 19 | 47 | 25 |
| Others | Housing Units | 1 | - | - | - | 1 |
| | Persons | 1 | - | - | - | 1 |
| Not Stated | Housing Units | 118 | 102 | 1 | - | 15 |
| | Persons | 562 | 499 | 1 | - | 62 |
| Total | Housing Units | 17,038 | 165 | 301 | 587 | 15,985 |
| | Persons | 93,263 | 754 | 1,146 | 3,119 | 88,244 |
| Camps | | | | | | |
| Villa | Housing Units | 14 | - | - | - | 14 |
| | Persons | 70 | - | - | - | 70 |
| House | Housing Units | 553 | 1 | - | 4 | 548 |
| | Persons | 3,059 | 1 | - | 9 | 3,049 |
| Apartment | Housing Units | 1,424 | 7 | 2 | 2 | 1,413 |
| | Persons | 7,006 | 42 | 2 | 8 | 6,954 |
| Separate Room | Housing Units | - | - | - | - | - |
| | Persons | - | - | - | - | - |
| Tent | Housing Units | - | - | - | - | - |
| | Persons | - | - | - | - | - |
| Marginal | Housing Units | - | - | - | - | - |
| | Persons | - | - | - | - | - |
| Others | Housing Units | - | - | - | - | - |
| | Persons | - | - | - | - | - |
| Not Stated | Housing Units | 10 | 8 | - | - | 2 |
| | Persons | 41 | 37 | - | - | 4 |
| Total | Housing Units | 2,001 | 16 | 2 | 6 | 1,977 |
| | Persons | 10,176 | 80 | 2 | 17 | 10,077 |

2007

:15

Table 15: Occupied Housing Units and Persons in Jenin Governorate by Locality and Availability of Bathroom in Housing Unit, 2007

| Locality | Total | Availability of Bathroom | | | | |
|--------------------------|----------------------|--------------------------|--------------|------------------------------|---------------------------|----------------|
| | | Not Stated | No Bathroom | Bathroom Without Piped Water | Bathroom With Piped Water | |
| Jenin Governorate | Housing Units | 46,541 | 554 | 746 | 943 | 44,298 |
| | Persons | 251,666 | 2,321 | 3,012 | 4,661 | 241,672 |
| Zububa | Housing Units | 352 | - | 1 | 4 | 347 |
| | Persons | 1,898 | - | 1 | 17 | 1,880 |
| Rummana | Housing Units | 585 | 23 | 4 | 5 | 553 |
| | Persons | 3,081 | 122 | 10 | 24 | 2,925 |
| Ti'innik | Housing Units | 175 | - | 3 | 3 | 169 |
| | Persons | 981 | - | 12 | 12 | 957 |
| At Tayba | Housing Units | 408 | 6 | 5 | - | 397 |
| | Persons | 2,114 | 40 | 5 | - | 2,069 |
| 'Arabbuna | Housing Units | 157 | 1 | 3 | 1 | 152 |
| | Persons | 794 | 4 | 7 | 1 | 782 |
| Al Jalama | Housing Units | 405 | 2 | - | - | 403 |
| | Persons | 2,022 | 6 | - | - | 2,016 |
| Silat al Harithiya | Housing Units | 1,638 | 10 | 13 | 10 | 1,605 |
| | Persons | 9,246 | 47 | 50 | 43 | 9,106 |
| As Sa'aida | Housing Units | 13 | - | - | - | 13 |
| | Persons | 68 | - | - | - | 68 |
| 'Anin | Housing Units | 645 | 14 | 12 | 7 | 612 |
| | Persons | 3,622 | 81 | 54 | 26 | 3,461 |
| 'Arrana | Housing Units | 360 | 7 | 3 | 1 | 349 |
| | Persons | 1,959 | 22 | 3 | 2 | 1,932 |
| Deir Ghazala | Housing Units | 174 | 1 | - | 1 | 172 |
| | Persons | 878 | 7 | - | 6 | 865 |

Table 15 (Cont.): Occupied Housing Units and Persons in Jenin Governorate by Locality and Availability of Bathroom in Housing Unit, 2007

| Locality | | Total | Availability of Bathroom | | | |
|----------------------------|---------------|--------|--------------------------|-------------|------------------------------|---------------------------|
| | | | Not Stated | No Bathroom | Bathroom Without Piped Water | Bathroom With Piped Water |
| Faqqu'a | Housing Units | 676 | 7 | 2 | 4 | 663 |
| | Persons | 3,402 | 14 | 2 | 13 | 3,373 |
| Khirbet Suruj | Housing Units | 9 | 1 | 1 | 4 | 3 |
| | Persons | 55 | 6 | 8 | 23 | 18 |
| Al Yamun | Housing Units | 2,909 | 21 | 42 | 33 | 2,813 |
| | Persons | 16,075 | 84 | 193 | 164 | 15,634 |
| Umm ar Rihan | Housing Units | 64 | 2 | - | 1 | 61 |
| | Persons | 363 | 10 | - | 1 | 352 |
| Kafr Dan | Housing Units | 962 | 1 | 55 | 7 | 899 |
| | Persons | 5,051 | 4 | 262 | 21 | 4,764 |
| Khirbet 'Abdallah al Yunis | Housing Units | 32 | 1 | - | - | 31 |
| | Persons | 135 | 2 | - | - | 133 |
| Dhafer al Malih | Housing Units | 39 | - | 1 | - | 38 |
| | Persons | 194 | - | 4 | - | 190 |
| Barta'a ash Sharqiya | Housing Units | 802 | 41 | 6 | 8 | 747 |
| | Persons | 4,098 | 178 | 9 | 33 | 3,878 |
| Al 'Araqa | Housing Units | 360 | 4 | 6 | 2 | 348 |
| | Persons | 2,121 | 32 | 23 | 9 | 2,057 |
| Al Jameelat | Housing Units | 5 | - | - | - | 5 |
| | Persons | 32 | - | - | - | 32 |
| Beit Qad | Housing Units | 260 | 2 | 2 | 2 | 254 |
| | Persons | 1,420 | 4 | 2 | 16 | 1,398 |
| Tura al Gharbiya | Housing Units | 193 | - | - | 4 | 189 |
| | Persons | 901 | - | - | 10 | 891 |

Table 15 (Cont.): Occupied Housing Units and Persons in Jenin Governorate by Locality and Availability of Bathroom in Housing Unit, 2007

| Locality | Total | Availability of Bathroom | | | | |
|--------------------------------|---------------|--------------------------|-------------|------------------------------|---------------------------|--------|
| | | Not Stated | No Bathroom | Bathroom Without Piped Water | Bathroom With Piped Water | |
| Tura ash Sharqiya | Housing Units | 34 | - | - | 1 | 33 |
| | Persons | 170 | - | - | 7 | 163 |
| Al Hashimiya | Housing Units | 183 | 2 | - | 2 | 179 |
| | Persons | 1,031 | 22 | - | 13 | 996 |
| Nazlat ash Sheikh Zeid | Housing Units | 117 | 1 | 1 | 4 | 111 |
| | Persons | 691 | 6 | 2 | 24 | 659 |
| At Tarem | Housing Units | 69 | - | - | - | 69 |
| | Persons | 363 | - | - | - | 363 |
| Khirbet al Muntar al Gharbiya | Housing Units | 6 | - | - | - | 6 |
| | Persons | 22 | - | - | - | 22 |
| Jenin | Housing Units | 7,461 | 181 | 39 | 39 | 7,202 |
| | Persons | 38,155 | 726 | 154 | 177 | 37,098 |
| Jenin Camp | Housing Units | 2,001 | 16 | 2 | 6 | 1,977 |
| | Persons | 10,176 | 80 | 2 | 17 | 10,077 |
| Jalbun | Housing Units | 454 | 2 | 25 | 15 | 412 |
| | Persons | 2,345 | 9 | 81 | 57 | 2,198 |
| 'Aba | Housing Units | 35 | - | - | - | 35 |
| | Persons | 200 | - | - | - | 200 |
| Khirbet Mas'ud | Housing Units | 11 | - | - | 4 | 7 |
| | Persons | 47 | - | - | 14 | 33 |
| Khirbet al Muntar ash Sharqiya | Housing Units | 2 | - | - | - | 2 |
| | Persons | 7 | - | - | - | 7 |
| Kafr Qud | Housing Units | 211 | 1 | - | 2 | 208 |
| | Persons | 1,122 | 1 | - | 16 | 1,105 |

Table 15 (Cont.): Occupied Housing Units and Persons in Jenin Governorate by Locality and Availability of Bathroom in Housing Unit, 2007

| Locality | | Total | Availability of Bathroom | | | | | |
|-----------------|---------------|--------|--------------------------|-------------|------------------------------|---------------------------|--|--|
| | | | Not Stated | No Bathroom | Bathroom Without Piped Water | Bathroom With Piped Water | | |
| Deir Abu Da'if | Housing Units | 917 | 5 | 12 | 66 | 834 | | |
| | Persons | 5,468 | 25 | 32 | 385 | 5,026 | | |
| Birqin | Housing Units | 1,094 | 6 | 11 | 11 | 1,066 | | |
| | Persons | 5,578 | 18 | 16 | 35 | 5,509 | | |
| Umm Dar | Housing Units | 106 | 3 | 4 | 19 | 80 | | |
| | Persons | 547 | 11 | 6 | 82 | 448 | | |
| Al Khuljan | Housing Units | 86 | 1 | 3 | 9 | 73 | | |
| | Persons | 499 | 5 | 15 | 63 | 416 | | |
| Wad ad Dabi' | Housing Units | 68 | - | - | - | 68 | | |
| | Persons | 403 | - | - | - | 403 | | |
| Dhafer al 'Abed | Housing Units | 64 | 1 | 1 | 2 | 60 | | |
| | Persons | 356 | 7 | 4 | 10 | 335 | | |
| Zabda | Housing Units | 181 | 3 | 1 | 14 | 163 | | |
| | Persons | 926 | 3 | 1 | 63 | 859 | | |
| Ya'bad | Housing Units | 2,439 | 40 | 16 | 46 | 2,337 | | |
| | Persons | 13,384 | 145 | 53 | 195 | 12,991 | | |
| Kufeirit | Housing Units | 425 | 3 | 8 | 8 | 406 | | |
| | Persons | 2,361 | 10 | 18 | 46 | 2,287 | | |
| Imreiha | Housing Units | 83 | 18 | 14 | 30 | 21 | | |
| | Persons | 415 | 81 | 59 | 171 | 104 | | |
| Umm at Tut | Housing Units | 166 | - | 9 | 4 | 153 | | |
| | Persons | 971 | - | 39 | 9 | 923 | | |
| Ash Shuhada | Housing Units | 313 | - | 8 | 8 | 297 | | |
| | Persons | 1,715 | - | 26 | 49 | 1,640 | | |

Table 15 (Cont.): Occupied Housing Units and Persons in Jenin Governorate by Locality and Availability of Bathroom in Housing Unit, 2007

| Locality | | Total | Availability of Bathroom | | | | | |
|-----------------|---------------|--------|--------------------------|-------------|------------------------------|---------------------------|--|-----|
| | | | Not Stated | No Bathroom | Bathroom Without Piped Water | Bathroom With Piped Water | | |
| Jalqamus | Housing Units | 337 | - | 11 | 21 | 305 | | |
| | Persons | 1,954 | - | 40 | 104 | 1,810 | | |
| Al Mughayyir | Housing Units | 396 | 3 | 16 | 34 | 343 | | |
| | Persons | 2,375 | 24 | 98 | 226 | 2,027 | | |
| Al Mutilla | Housing Units | 56 | - | - | 24 | 32 | | |
| | Persons | 289 | - | - | 127 | 162 | | |
| Bir al Basha | Housing Units | 213 | 6 | 19 | 28 | 160 | | |
| | Persons | 1,282 | 40 | 96 | 175 | 971 | | |
| Al Hafira | Housing Units | 13 | - | - | 1 | 12 | | () |
| | Persons | 56 | - | - | 7 | 49 | | |
| Qabatiya | Housing Units | 3,429 | 23 | 21 | 54 | 3,331 | | |
| | Persons | 18,837 | 99 | 66 | 242 | 18,430 | | |
| Arraba | Housing Units | 1,777 | 16 | 28 | 8 | 1,725 | | |
| | Persons | 9,734 | 58 | 106 | 24 | 9,546 | | |
| Telfit | Housing Units | 56 | 5 | 3 | 12 | 36 | | |
| | Persons | 213 | 9 | 24 | 76 | 104 | | |
| Mirka | Housing Units | 279 | - | 3 | 2 | 274 | | |
| | Persons | 1,581 | - | 16 | 15 | 1,550 | | |
| Wadi Du'oq | Housing Units | 17 | 2 | - | - | 15 | | |
| | Persons | 121 | 12 | - | - | 109 | | |
| Fahma al Jadida | Housing Units | 64 | 1 | 1 | - | 62 | | |
| | Persons | 362 | 3 | 7 | - | 352 | | |
| Raba | Housing Units | 538 | 2 | 29 | 46 | 461 | | |
| | Persons | 3,086 | 9 | 119 | 249 | 2,709 | | |

Table 15 (Cont.): Occupied Housing Units and Persons in Jenin Governorate by Locality and Availability of Bathroom in Housing Unit, 2007

| Locality | Total | Availability of Bathroom | | | | |
|-------------|---------------|--------------------------|-------------|------------------------------|---------------------------|-------|
| | | Not Stated | No Bathroom | Bathroom Without Piped Water | Bathroom With Piped Water | |
| Al Mansura | Housing Units | 28 | 1 | - | - | 27 |
| | Persons | 170 | 7 | - | - | 163 |
| Misliya | Housing Units | 432 | - | 4 | 12 | 416 |
| | Persons | 2,343 | - | 9 | 61 | 2,273 |
| Al Jarba | Housing Units | 13 | - | 3 | - | 10 |
| | Persons | 61 | - | 9 | - | 52 |
| Az Zababida | Housing Units | 810 | 17 | 3 | 11 | 779 |
| | Persons | 3,594 | 46 | 8 | 32 | 3,508 |
| Fahma | Housing Units | 424 | - | 5 | 10 | 409 |
| | Persons | 2,439 | - | 20 | 50 | 2,369 |
| Az Zawiya | Housing Units | 109 | - | 1 | 15 | 93 |
| | Persons | 755 | - | 2 | 101 | 652 |
| Kafr Ra'i | Housing Units | 1,359 | 14 | 123 | 53 | 1,169 |
| | Persons | 7,226 | 53 | 568 | 229 | 6,376 |
| Al Kufeir | Housing Units | 8 | 1 | - | - | 7 |
| | Persons | 43 | 3 | - | - | 40 |
| Sir | Housing Units | 134 | 1 | 1 | 3 | 129 |
| | Persons | 730 | 2 | 14 | 4 | 710 |
| 'Ajja | Housing Units | 880 | - | 11 | 6 | 863 |
| | Persons | 4,961 | - | 36 | 30 | 4,895 |
| 'Anza | Housing Units | 388 | 2 | 7 | 4 | 375 |
| | Persons | 1,838 | 12 | 44 | 5 | 1,777 |
| Sanur | Housing Units | 685 | 2 | 17 | 10 | 656 |
| | Persons | 3,991 | 11 | 65 | 51 | 3,864 |

Table 15 (Cont.): Occupied Housing Units and Persons in Jenin Governorate by Locality and Availability of Bathroom in Housing Unit, 2007

| Locality | | Total | Availability of Bathroom | | | |
|-----------------|---------------|-------|--------------------------|-------------|------------------------------|---------------------------|
| | | | Not Stated | No Bathroom | Bathroom Without Piped Water | Bathroom With Piped Water |
| Ar Rama | Housing Units | 169 | - | - | - | 169 |
| | Persons | 946 | - | - | - | 946 |
| Meithalun | Housing Units | 1,234 | 4 | 7 | 25 | 1,198 |
| | Persons | 6,825 | 10 | 11 | 109 | 6,695 |
| Al Judeida | Housing Units | 906 | 4 | 26 | 48 | 828 |
| | Persons | 4,649 | 18 | 66 | 243 | 4,322 |
| al 'Asa'asa | Housing Units | 63 | - | - | 2 | 61 |
| | Persons | 456 | - | - | 6 | 450 |
| Al 'Attara | Housing Units | 195 | - | - | 3 | 192 |
| | Persons | 1,138 | - | - | 3 | 1,135 |
| Siris | Housing Units | 797 | 6 | 9 | 62 | 720 |
| | Persons | 4,794 | 24 | 40 | 359 | 4,371 |
| Jaba' | Housing Units | 1,470 | 2 | 74 | 49 | 1,345 |
| | Persons | 8,333 | 12 | 357 | 213 | 7,751 |
| Al Fandaqumiya | Housing Units | 585 | 1 | 3 | 6 | 575 |
| | Persons | 3,337 | 4 | 19 | 26 | 3,288 |
| Silat adh Dhahr | Housing Units | 928 | 14 | 8 | 7 | 899 |
| | Persons | 5,685 | 53 | 19 | 40 | 5,573 |

Table 16: Occupied Housing Units and Persons in Jenin Governorate by Type of Housing Unit, Availability of Toilet and Type of Locality, 2007

| Type of Locality and Type of Housing Unit | | Total | Availability of Toilet | | | | | |
|---|----------------------|----------------|------------------------|--------------|----------------------------|-------------------------|--|--|
| | | | Not Stated | No Toilet | Toilet Without Piped Water | Toilet With Piped Water | | |
| Jenin Governorate | | | | | | | | |
| Villa | Housing Units | 622 | - | - | - | 622 | | |
| | Persons | 3,802 | - | - | - | 3,802 | | |
| House | Housing Units | 24,597 | 60 | 165 | 870 | 23,502 | | |
| | Persons | 143,910 | 242 | 751 | 4,325 | 138,592 | | |
| Apartment | Housing Units | 20,777 | 196 | 67 | 278 | 20,236 | | |
| | Persons | 101,703 | 785 | 283 | 1,230 | 99,405 | | |
| Separate Room | Housing Units | 91 | 3 | 88 | - | - | | |
| | Persons | 186 | 22 | 164 | - | - | | |
| Tent | Housing Units | 38 | - | 33 | 5 | - | | |
| | Persons | 232 | - | 201 | 31 | - | | |
| Marginal | Housing Units | 36 | - | 9 | 17 | 10 | | |
| | Persons | 173 | - | 41 | 79 | 53 | | |
| Others | Housing Units | 2 | - | - | - | 2 | | |
| | Persons | 2 | - | - | - | 2 | | |
| Not Stated | Housing Units | 378 | 297 | - | 2 | 79 | | |
| | Persons | 1,658 | 1,290 | - | 2 | 366 | | |
| Total | Housing Units | 46,541 | 556 | 362 | 1,172 | 44,451 | | |
| | Persons | 251,666 | 2,339 | 1,440 | 5,667 | 242,220 | | |
| Urban | | | | | | | | |
| Villa | Housing Units | 439 | - | - | - | 439 | | |
| | Persons | 2,704 | - | - | - | 2,704 | | |
| House | Housing Units | 13,027 | 27 | 53 | 328 | 12,619 | | |
| | Persons | 76,539 | 109 | 206 | 1,330 | 74,894 | | |
| Apartment | Housing Units | 13,722 | 161 | 24 | 94 | 13,443 | | |
| | Persons | 67,705 | 644 | 94 | 398 | 66,569 | | |
| Separate Room | Housing Units | 38 | - | 38 | - | - | | |
| | Persons | 69 | - | 69 | - | - | | |
| Tent | Housing Units | 9 | - | 7 | 2 | - | | |
| | Persons | 72 | - | 58 | 14 | - | | |
| Marginal | Housing Units | 16 | - | 4 | 7 | 5 | | |
| | Persons | 82 | - | 24 | 30 | 28 | | |
| Others | Housing Units | 1 | - | - | - | 1 | | |
| | Persons | 1 | - | - | - | 1 | | |
| Not Stated | Housing Units | 250 | 187 | - | 1 | 62 | | |
| | Persons | 1,055 | 754 | - | 1 | 300 | | |
| Total | Housing Units | 27,502 | 375 | 126 | 432 | 26,569 | | |
| | Persons | 148,227 | 1,507 | 451 | 1,773 | 144,496 | | |

Table 16 (Cont.): Occupied Housing Units and Persons in Jenin Governorate by Type of Housing Unit, Availability of Toilet and Type of Locality, 2007

| Type of Locality and Type of Housing Unit | | Total | Availability of Toilet | | | |
|---|----------------------|---------------|------------------------|------------|----------------------------|-------------------------|
| | | | Not Stated | No Toilet | Toilet Without Piped Water | Toilet With Piped Water |
| Rural | | | | | | |
| Villa | Housing Units | 169 | - | - | - | 169 |
| | Persons | 1,028 | - | - | - | 1,028 |
| House | Housing Units | 11,017 | 32 | 112 | 539 | 10,334 |
| | Persons | 64,312 | 132 | 545 | 2,987 | 60,648 |
| Apartment | Housing Units | 5,631 | 28 | 40 | 181 | 5,382 |
| | Persons | 26,992 | 99 | 186 | 823 | 25,884 |
| Separate Room | Housing Units | 53 | 3 | 50 | - | - |
| | Persons | 117 | 22 | 95 | - | - |
| Tent | Housing Units | 29 | - | 26 | 3 | - |
| | Persons | 160 | - | 143 | 17 | - |
| Marginal | Housing Units | 20 | - | 5 | 10 | 5 |
| | Persons | 91 | - | 17 | 49 | 25 |
| Others | Housing Units | 1 | - | - | - | 1 |
| | Persons | 1 | - | - | - | 1 |
| Not Stated | Housing Units | 118 | 102 | - | 1 | 15 |
| | Persons | 562 | 499 | - | 1 | 62 |
| Total | Housing Units | 17,038 | 165 | 233 | 734 | 15,906 |
| | Persons | 93,263 | 752 | 986 | 3,877 | 87,648 |
| Camps | | | | | | |
| Villa | Housing Units | 14 | - | - | - | 14 |
| | Persons | 70 | - | - | - | 70 |
| House | Housing Units | 553 | 1 | - | 3 | 549 |
| | Persons | 3,059 | 1 | - | 8 | 3,050 |
| Apartment | Housing Units | 1,424 | 7 | 3 | 3 | 1,411 |
| | Persons | 7,006 | 42 | 3 | 9 | 6,952 |
| Separate Room | Housing Units | - | - | - | - | - |
| | Persons | - | - | - | - | - |
| Tent | Housing Units | - | - | - | - | - |
| | Persons | - | - | - | - | - |
| Marginal | Housing Units | - | - | - | - | - |
| | Persons | - | - | - | - | - |
| Others | Housing Units | - | - | - | - | - |
| | Persons | - | - | - | - | - |
| Not Stated | Housing Units | 10 | 8 | - | - | 2 |
| | Persons | 41 | 37 | - | - | 4 |
| Total | Housing Units | 2,001 | 16 | 3 | 6 | 1,976 |
| | Persons | 10,176 | 80 | 3 | 17 | 10,076 |

Table 17: Occupied Housing Units and Persons in Jenin Governorate by Locality and Availability of Toilet in Housing Unit, 2007

| Locality | | Total | Availability of Toilet | | | | | |
|--------------------------|----------------------|----------------|------------------------|--------------|----------------------------|-------------------------|--|--|
| | | | Not Stated | No Toilet | Toilet Without Piped Water | Toilet With Piped Water | | |
| Jenin Governorate | Housing Units | 46,541 | 556 | 362 | 1,172 | 44,451 | | |
| | Persons | 251,666 | 2,339 | 1,440 | 5,667 | 242,220 | | |
| Zububa | Housing Units | 352 | - | 1 | 4 | 347 | | |
| | Persons | 1,898 | - | 1 | 17 | 1,880 | | |
| Rummana | Housing Units | 585 | 22 | 5 | 4 | 554 | | |
| | Persons | 3,081 | 119 | 19 | 16 | 2,927 | | |
| Ti'innik | Housing Units | 175 | - | 2 | 4 | 169 | | |
| | Persons | 981 | - | 11 | 13 | 957 | | |
| At Tayba | Housing Units | 408 | 6 | 5 | - | 397 | | |
| | Persons | 2,114 | 40 | 5 | - | 2,069 | | |
| 'Arabbuna | Housing Units | 157 | 2 | - | 4 | 151 | | |
| | Persons | 794 | 8 | - | 18 | 768 | | |
| Al Jalama | Housing Units | 405 | 2 | - | 1 | 402 | | |
| | Persons | 2,022 | 6 | - | 8 | 2,008 | | |
| Silat al Harithiya | Housing Units | 1,638 | 10 | 11 | 13 | 1,604 | | |
| | Persons | 9,246 | 47 | 53 | 50 | 9,096 | | |
| As Sa'aida | Housing Units | 13 | - | - | - | 13 | | |
| | Persons | 68 | - | - | - | 68 | | |
| 'Anin | Housing Units | 645 | 14 | 11 | 11 | 609 | | |
| | Persons | 3,622 | 81 | 48 | 50 | 3,443 | | |
| 'Arrana | Housing Units | 360 | 8 | 1 | - | 351 | | |
| | Persons | 1,959 | 27 | 1 | - | 1,931 | | |
| Deir Ghazala | Housing Units | 174 | 1 | - | 1 | 172 | | |
| | Persons | 878 | 7 | - | 6 | 865 | | |

Table 17 (Cont.): Occupied Housing Units and Persons in Jenin Governorate by Locality and Availability of Toilet in Housing Unit, 2007

| Locality | | Total | Availability of Toilet | | | | | |
|----------------------------|---------------|--------|------------------------|-----------|----------------------------|-------------------------|--|--|
| | | | Not Stated | No Toilet | Toilet Without Piped Water | Toilet With Piped Water | | |
| Faqu'a | Housing Units | 676 | 7 | 3 | 6 | 660 | | |
| | Persons | 3,402 | 14 | 7 | 21 | 3,360 | | |
| Khirbet Suruj | Housing Units | 9 | 1 | 1 | 4 | 3 | | |
| | Persons | 55 | 6 | 8 | 23 | 18 | | |
| Al Yamun | Housing Units | 2,909 | 22 | 13 | 38 | 2,836 | | |
| | Persons | 16,075 | 88 | 30 | 173 | 15,784 | | |
| Umm ar Rihan | Housing Units | 64 | 2 | - | 1 | 61 | | |
| | Persons | 363 | 10 | - | 11 | 342 | | |
| Kafr Dan | Housing Units | 962 | - | 5 | 5 | 952 | | |
| | Persons | 5,051 | - | 20 | 16 | 5,015 | | |
| Khirbet 'Abdallah al Yunis | Housing Units | 32 | 1 | - | - | 31 | | |
| | Persons | 135 | 2 | - | - | 133 | | |
| Dhafer al Malih | Housing Units | 39 | - | 1 | - | 38 | | |
| | Persons | 194 | - | 4 | - | 190 | | |
| Barta'a ash Sharqiya | Housing Units | 802 | 41 | 5 | 9 | 747 | | |
| | Persons | 4,098 | 178 | 8 | 30 | 3,882 | | |
| Al 'Araqa | Housing Units | 360 | 4 | 2 | 5 | 349 | | |
| | Persons | 2,121 | 32 | 9 | 19 | 2,061 | | |
| Al Jameelat | Housing Units | 5 | - | - | - | 5 | | |
| | Persons | 32 | - | - | - | 32 | | |
| Beit Qad | Housing Units | 260 | 2 | 1 | 6 | 251 | | |
| | Persons | 1,420 | 4 | 1 | 28 | 1,387 | | |
| Tura al Gharbiya | Housing Units | 193 | - | - | 4 | 189 | | |
| | Persons | 901 | - | - | 13 | 888 | | |

2007

:() 17

Table 17 (Cont.): Occupied Housing Units and Persons in Jenin Governorate by Locality and Availability of Toilet in Housing Unit, 2007

| Locality | | Total | Availability of Toilet | | | | | |
|--------------------------------|---------------|--------|------------------------|-----------|----------------------------|-------------------------|-----|--|
| | | | Not Stated | No Toilet | Toilet Without Piped Water | Toilet With Piped Water | | |
| Tura ash Sharqiya | Housing Units | 34 | - | - | 2 | 32 | () | |
| | Persons | 170 | - | - | 8 | 162 | | |
| Al Hashimiya | Housing Units | 183 | 2 | - | 2 | 179 | | |
| | Persons | 1,031 | 22 | - | 13 | 996 | | |
| Nazlat ash Sheikh Zeid | Housing Units | 117 | 1 | 1 | 4 | 111 | | |
| | Persons | 691 | 6 | 2 | 24 | 659 | | |
| At Tarem | Housing Units | 69 | - | - | 1 | 68 | | |
| | Persons | 363 | - | - | 8 | 355 | | |
| Khirbet al Muntar al Gharbiya | Housing Units | 6 | - | - | - | 6 | | |
| | Persons | 22 | - | - | - | 22 | | |
| Jenin | Housing Units | 7,461 | 181 | 17 | 47 | 7,216 | | |
| | Persons | 38,155 | 726 | 79 | 223 | 37,127 | | |
| Jenin Camp | Housing Units | 2,001 | 16 | 3 | 6 | 1,976 | | |
| | Persons | 10,176 | 80 | 3 | 17 | 10,076 | | |
| Jalbun | Housing Units | 454 | 2 | 5 | 34 | 413 | | |
| | Persons | 2,345 | 9 | 19 | 150 | 2,167 | | |
| 'Aba | Housing Units | 35 | - | - | - | 35 | | |
| | Persons | 200 | - | - | - | 200 | | |
| Khirbet Mas'ud | Housing Units | 11 | - | - | 4 | 7 | | |
| | Persons | 47 | - | - | 14 | 33 | | |
| Khirbet al Muntar ash Sharqiya | Housing Units | 2 | - | - | - | 2 | | |
| | Persons | 7 | - | - | - | 7 | | |
| Kafr Qud | Housing Units | 211 | 1 | - | 2 | 208 | | |
| | Persons | 1,122 | 1 | - | 16 | 1,105 | | |

2007

:() 17

Table 17 (Cont.): Occupied Housing Units and Persons in Jenin Governorate by Locality and Availability of Toilet in Housing Unit, 2007

| Locality | Total | Availability of Toilet | | | | |
|-----------------|---------------|------------------------|-----------|----------------------------|-------------------------|--------|
| | | Not Stated | No Toilet | Toilet Without Piped Water | Toilet With Piped Water | |
| Deir Abu Da'if | Housing Units | 917 | 4 | 8 | 72 | 833 |
| | Persons | 5,468 | 20 | 9 | 417 | 5,022 |
| Birqin | Housing Units | 1,094 | 7 | 1 | 16 | 1,070 |
| | Persons | 5,578 | 28 | 1 | 42 | 5,507 |
| Umm Dar | Housing Units | 106 | 3 | 3 | 22 | 78 |
| | Persons | 547 | 11 | 4 | 104 | 428 |
| Al Khuljan | Housing Units | 86 | 1 | 1 | 13 | 71 |
| | Persons | 499 | 5 | 6 | 82 | 406 |
| Wad ad Dabi' | Housing Units | 68 | - | - | - | 68 |
| | Persons | 403 | - | - | - | 403 |
| Dhafer al 'Abed | Housing Units | 64 | 1 | 1 | 2 | 60 |
| | Persons | 356 | 7 | 4 | 10 | 335 |
| Zabda | Housing Units | 181 | 3 | 1 | 14 | 163 |
| | Persons | 926 | 3 | 1 | 63 | 859 |
| Ya'bad | Housing Units | 2,439 | 40 | 6 | 60 | 2,333 |
| | Persons | 13,384 | 145 | 18 | 257 | 12,964 |
| Kufeirit | Housing Units | 425 | 3 | 2 | 15 | 405 |
| | Persons | 2,361 | 10 | 6 | 64 | 2,281 |
| Imreiha | Housing Units | 83 | 18 | 11 | 34 | 20 |
| | Persons | 415 | 81 | 34 | 202 | 98 |
| Umm at Tut | Housing Units | 166 | - | 3 | 9 | 154 |
| | Persons | 971 | - | 10 | 50 | 911 |
| Ash Shuhada | Housing Units | 313 | - | 1 | 12 | 300 |
| | Persons | 1,715 | - | 1 | 66 | 1,648 |

2007

:() 17

Table 17 (Cont.): Occupied Housing Units and Persons in Jenin Governorate by Locality and Availability of Toilet in Housing Unit, 2007

| Locality | | Total | Availability of Toilet | | | | | |
|-----------------|---------------|--------|------------------------|-----------|----------------------------|-------------------------|--|-----|
| | | | Not Stated | No Toilet | Toilet Without Piped Water | Toilet With Piped Water | | |
| Jalqamus | Housing Units | 337 | - | 2 | 33 | 302 | | |
| | Persons | 1,954 | - | 2 | 162 | 1,790 | | |
| Al Mughayyir | Housing Units | 396 | 1 | 3 | 49 | 343 | | |
| | Persons | 2,375 | 8 | 10 | 335 | 2,022 | | |
| Al Mutilla | Housing Units | 56 | - | - | 24 | 32 | | |
| | Persons | 289 | - | - | 127 | 162 | | |
| Bir al Basha | Housing Units | 213 | 6 | 21 | 38 | 148 | | |
| | Persons | 1,282 | 40 | 112 | 238 | 892 | | |
| Al Hafira | Housing Units | 13 | - | - | 3 | 10 | | () |
| | Persons | 56 | - | - | 12 | 44 | | |
| Qabatiya | Housing Units | 3,429 | 21 | 14 | 68 | 3,326 | | |
| | Persons | 18,837 | 95 | 53 | 299 | 18,390 | | |
| Arraba | Housing Units | 1,777 | 18 | 5 | 14 | 1,740 | | |
| | Persons | 9,734 | 74 | 8 | 44 | 9,608 | | |
| Telfit | Housing Units | 56 | 5 | 3 | 12 | 36 | | |
| | Persons | 213 | 9 | 24 | 76 | 104 | | |
| Mirka | Housing Units | 279 | - | 2 | 2 | 275 | | |
| | Persons | 1,581 | - | 15 | 15 | 1,551 | | |
| Wadi Du'oq | Housing Units | 17 | 2 | - | - | 15 | | |
| | Persons | 121 | 12 | - | - | 109 | | |
| Fahma al Jadida | Housing Units | 64 | 1 | 1 | - | 62 | | |
| | Persons | 362 | 3 | 7 | - | 352 | | |
| Raba | Housing Units | 538 | 3 | 26 | 50 | 459 | | |
| | Persons | 3,086 | 17 | 109 | 266 | 2,694 | | |

2007

:() 17

Table 17 (Cont.): Occupied Housing Units and Persons in Jenin Governorate by Locality and Availability of Toilet in Housing Unit, 2007

| Locality | Total | Availability of Toilet | | | | |
|-------------|---------------|------------------------|-----------|----------------------------|-------------------------|-------|
| | | Not Stated | No Toilet | Toilet Without Piped Water | Toilet With Piped Water | |
| Al Mansura | Housing Units | 28 | 1 | - | - | 27 |
| | Persons | 170 | 7 | - | - | 163 |
| Misliya | Housing Units | 432 | - | 1 | 17 | 414 |
| | Persons | 2,343 | - | 5 | 74 | 2,264 |
| Al Jarba | Housing Units | 13 | - | 3 | - | 10 |
| | Persons | 61 | - | 9 | - | 52 |
| Az Zababida | Housing Units | 810 | 17 | 4 | 12 | 777 |
| | Persons | 3,594 | 46 | 18 | 33 | 3,497 |
| Fahma | Housing Units | 424 | - | 2 | 14 | 408 |
| | Persons | 2,439 | - | 3 | 59 | 2,377 |
| Az Zawiya | Housing Units | 109 | - | - | 15 | 94 |
| | Persons | 755 | - | - | 106 | 649 |
| Kafr Ra'i | Housing Units | 1,359 | 13 | 22 | 74 | 1,250 |
| | Persons | 7,226 | 45 | 84 | 294 | 6,803 |
| Al Kufeir | Housing Units | 8 | 1 | - | - | 7 |
| | Persons | 43 | 3 | - | - | 40 |
| Sir | Housing Units | 134 | 1 | 1 | 4 | 128 |
| | Persons | 730 | 2 | 14 | 14 | 700 |
| 'Ajja | Housing Units | 880 | 1 | 63 | 9 | 807 |
| | Persons | 4,961 | 6 | 321 | 44 | 4,590 |
| 'Anza | Housing Units | 388 | 2 | 7 | 4 | 375 |
| | Persons | 1,838 | 12 | 44 | 5 | 1,777 |
| Sanur | Housing Units | 685 | 1 | 1 | 11 | 672 |
| | Persons | 3,991 | 2 | 2 | 63 | 3,924 |

2007

:() 17

Table 17 (Cont.): Occupied Housing Units and Persons in Jenin Governorate by Locality and Availability of Toilet in Housing Unit, 2007

| Locality | | Total | Availability of Toilet | | | | | |
|-----------------|---------------|-------|------------------------|-----------|----------------------------|-------------------------|--|--|
| | | | Not Stated | No Toilet | Toilet Without Piped Water | Toilet With Piped Water | | |
| Ar Rama | Housing Units | 169 | - | - | - | 169 | | |
| | Persons | 946 | - | - | - | 946 | | |
| Meithalun | Housing Units | 1,234 | 6 | 4 | 28 | 1,196 | | |
| | Persons | 6,825 | 16 | 5 | 114 | 6,690 | | |
| Al Judeida | Housing Units | 906 | 4 | 11 | 64 | 827 | | |
| | Persons | 4,649 | 18 | 22 | 291 | 4,318 | | |
| al 'Asa'asa | Housing Units | 63 | - | 1 | 2 | 60 | | |
| | Persons | 456 | - | 8 | 6 | 442 | | |
| Al 'Attara | Housing Units | 195 | - | - | 2 | 193 | | |
| | Persons | 1,138 | - | - | 2 | 1,136 | | |
| Siris | Housing Units | 797 | 7 | 10 | 66 | 714 | | |
| | Persons | 4,794 | 32 | 47 | 382 | 4,333 | | |
| Jaba' | Housing Units | 1,470 | 2 | 9 | 54 | 1,405 | | |
| | Persons | 8,333 | 12 | 44 | 204 | 8,073 | | |
| Al Fandaqumiya | Housing Units | 585 | 1 | 1 | 6 | 577 | | |
| | Persons | 3,337 | 4 | 4 | 33 | 3,296 | | |
| Silat adh Dhahr | Housing Units | 928 | 14 | 14 | 6 | 894 | | |
| | Persons | 5,685 | 53 | 48 | 27 | 5,557 | | |

Table 18: Households and Persons in Jenin Governorate by Type of Housing Unit, Tenure of Housing Unit and Type of Locality, 2007

| Type of Locality and Type of Housing Unit | | Total | Tenure of Housing Unit | | | | | | | |
|---|-------------------|----------------|------------------------|------------|------------|-----------------|------------------|--------------------|----------------|--|
| | | | Not Stated | Others | For Work | Without Payment | Rented Furnished | Rented Unfurnished | | |
| Jenin Governorate | | | | | | | | | | |
| Villa | Households | 622 | 4 | 1 | 17 | 22 | 11 | 32 | 535 | |
| | Persons | 3,802 | 21 | 8 | 104 | 122 | 58 | 178 | 3,311 | |
| House | Households | 24,597 | 66 | 32 | 63 | 905 | 88 | 983 | 22,460 | |
| | Persons | 143,910 | 308 | 157 | 353 | 4,467 | 469 | 5,101 | 133,055 | |
| Apartment | Households | 20,777 | 231 | 26 | 87 | 1,558 | 146 | 1,503 | 17,226 | |
| | Persons | 101,703 | 894 | 108 | 438 | 7,223 | 569 | 6,871 | 85,600 | |
| Separate Room | Households | 91 | 4 | - | 1 | 15 | - | 3 | 68 | |
| | Persons | 186 | 28 | - | 7 | 24 | - | 9 | 118 | |
| Tent | Households | 38 | 1 | 6 | - | 1 | - | - | 30 | |
| | Persons | 232 | 9 | 43 | - | 7 | - | - | 173 | |
| Marginal | Households | 36 | - | 1 | 3 | 5 | - | - | 27 | |
| | Persons | 173 | - | 1 | 22 | 28 | - | - | 122 | |
| Others | Households | 2 | - | - | - | 1 | - | - | 1 | |
| | Persons | 2 | - | - | - | 1 | - | - | 1 | |
| Not Stated | Households | 378 | 368 | - | - | - | - | 2 | 8 | |
| | Persons | 1,658 | 1,604 | - | - | - | - | 8 | 46 | |
| Total | Households | 46,541 | 674 | 66 | 171 | 2,507 | 245 | 2,523 | 40,355 | |
| | Persons | 251,666 | 2,864 | 317 | 924 | 11,872 | 1,096 | 12,167 | 222,426 | |
| Urban | | | | | | | | | | |
| Villa | Households | 439 | 2 | 1 | 13 | 16 | 8 | 23 | 376 | |
| | Persons | 2,704 | 11 | 8 | 77 | 84 | 47 | 119 | 2,358 | |
| House | Households | 13,027 | 35 | 23 | 30 | 523 | 56 | 688 | 11,672 | |
| | Persons | 76,539 | 183 | 108 | 169 | 2,593 | 301 | 3,590 | 69,595 | |
| Apartment | Households | 13,722 | 191 | 20 | 41 | 1,117 | 89 | 1,301 | 10,963 | |
| | Persons | 67,705 | 735 | 85 | 197 | 5,295 | 383 | 5,978 | 55,032 | |
| Separate Room | Households | 38 | 1 | - | - | 7 | - | 2 | 28 | |
| | Persons | 69 | 6 | - | - | 13 | - | 3 | 47 | |
| Tent | Households | 9 | - | - | - | - | - | - | 9 | |
| | Persons | 72 | - | - | - | - | - | - | 72 | |
| Marginal | Households | 16 | - | 1 | 1 | 3 | - | - | 11 | |
| | Persons | 82 | - | 1 | 9 | 13 | - | - | 59 | |
| Others | Households | 1 | - | - | - | 1 | - | - | - | |
| | Persons | 1 | - | - | - | 1 | - | - | - | |
| Not Stated | Households | 250 | 243 | - | - | - | - | 2 | 5 | |
| | Persons | 1,055 | 1,015 | - | - | - | - | 8 | 32 | |
| Total | Households | 27,502 | 472 | 45 | 85 | 1,667 | 153 | 2,016 | 23,064 | |
| | Persons | 148,227 | 1,950 | 202 | 452 | 7,999 | 731 | 9,698 | 127,195 | |

Table 18 (Cont.): Households and Persons in Jenin Governorate by Type of Housing Unit, Tenure of Housing Unit and Type of Locality, 2007

| Type of Locality and Type of Housing Unit | | Total | Tenure of Housing Unit | | | | | | | |
|---|-------------------|---------------|------------------------|------------|------------|-----------------|------------------|--------------------|---------------|--|
| | | | Not Stated | Others | For Work | Without Payment | Rented Furnished | Rented Unfurnished | | |
| Rural | | | | | | | | | | |
| Villa | Households | 169 | 2 | - | 4 | 5 | 2 | 9 | 147 | |
| | Persons | 1,028 | 10 | - | 27 | 32 | 9 | 59 | 891 | |
| House | Households | 11,017 | 30 | 9 | 33 | 371 | 28 | 285 | 10,261 | |
| | Persons | 64,312 | 120 | 49 | 184 | 1,817 | 152 | 1,461 | 60,529 | |
| Apartment | Households | 5,631 | 31 | 6 | 42 | 382 | 45 | 154 | 4,971 | |
| | Persons | 26,992 | 109 | 23 | 213 | 1,665 | 134 | 644 | 24,204 | |
| Separate Room | Households | 53 | 3 | - | 1 | 8 | - | 1 | 40 | |
| | Persons | 117 | 22 | - | 7 | 11 | - | 6 | 71 | |
| Tent | Households | 29 | 1 | 6 | - | 1 | - | - | 21 | |
| | Persons | 160 | 9 | 43 | - | 7 | - | - | 101 | |
| Marginal | Households | 20 | - | - | 2 | 2 | - | - | 16 | |
| | Persons | 91 | - | - | 13 | 15 | - | - | 63 | |
| Others | Households | 1 | - | - | - | - | - | - | 1 | |
| | Persons | 1 | - | - | - | - | - | - | 1 | |
| Not Stated | Households | 118 | 115 | - | - | - | - | - | 3 | |
| | Persons | 562 | 548 | - | - | - | - | - | 14 | |
| Total | Households | 17,038 | 182 | 21 | 82 | 769 | 75 | 449 | 15,460 | |
| | Persons | 93,263 | 818 | 115 | 444 | 3,547 | 295 | 2,170 | 85,874 | |
| Camps | | | | | | | | | | |
| Villa | Households | 14 | - | - | - | 1 | 1 | - | 12 | |
| | Persons | 70 | - | - | - | 6 | 2 | - | 62 | |
| House | Households | 553 | 1 | - | - | 11 | 4 | 10 | 527 | |
| | Persons | 3,059 | 5 | - | - | 57 | 16 | 50 | 2,931 | |
| Apartment | Households | 1,424 | 9 | - | 4 | 59 | 12 | 48 | 1,292 | |
| | Persons | 7,006 | 50 | - | 28 | 263 | 52 | 249 | 6,364 | |
| Separate Room | Households | - | - | - | - | - | - | - | - | |
| | Persons | - | - | - | - | - | - | - | - | |
| Tent | Households | - | - | - | - | - | - | - | - | |
| | Persons | - | - | - | - | - | - | - | - | |
| Marginal | Households | - | - | - | - | - | - | - | - | |
| | Persons | - | - | - | - | - | - | - | - | |
| Others | Households | - | - | - | - | - | - | - | - | |
| | Persons | - | - | - | - | - | - | - | - | |
| Not Stated | Households | 10 | 10 | - | - | - | - | - | - | |
| | Persons | 41 | 41 | - | - | - | - | - | - | |
| Total | Households | 2,001 | 20 | - | 4 | 71 | 17 | 58 | 1,831 | |
| | Persons | 10,176 | 96 | - | 28 | 326 | 70 | 299 | 9,357 | |

Table 19: Households and Persons in Jenin Governorate by Locality and Tenure of Housing Unit, 2007

| Locality | | Total | Tenure of Housing Unit | | | | | | | | |
|--------------------------|-------------------|----------------|------------------------|------------|------------|-----------------|------------------|--------------------|----------------|--|-------|
| | | | Not Stated | Others | For Work | Without Payment | Rented Furnished | Rented Unfurnished | | | Owned |
| Jenin Governorate | Households | 46,541 | 674 | 66 | 171 | 2,507 | 245 | 2,523 | 40,355 | | |
| | Persons | 251,666 | 2,864 | 317 | 924 | 11,872 | 1,096 | 12,167 | 222,426 | | |
| Zububa | Households | 352 | 1 | - | 1 | 9 | 1 | 7 | 333 | | |
| | Persons | 1,898 | 3 | - | 6 | 44 | 2 | 24 | 1,819 | | |
| Rummana | Households | 585 | 21 | - | 1 | 19 | 2 | 16 | 526 | | |
| | Persons | 3,081 | 108 | - | 6 | 83 | 13 | 86 | 2,785 | | |
| Ti'innik | Households | 175 | - | - | - | 4 | 4 | - | 167 | | |
| | Persons | 981 | - | - | - | 28 | 17 | - | 936 | | |
| At Tayba | Households | 408 | 8 | - | 1 | 8 | - | 5 | 386 | | |
| | Persons | 2,114 | 47 | - | 3 | 26 | - | 20 | 2,018 | | |
| 'Arabbuna | Households | 157 | 1 | - | - | 8 | - | 10 | 138 | | |
| | Persons | 794 | 4 | - | - | 32 | - | 49 | 709 | | |
| Al Jalama | Households | 405 | 3 | 2 | 3 | 13 | 1 | 16 | 367 | | |
| | Persons | 2,022 | 11 | 13 | 15 | 49 | 7 | 75 | 1,852 | | |
| Silat al Harithiya | Households | 1,638 | 13 | 1 | 6 | 29 | 7 | 36 | 1,546 | | |
| | Persons | 9,246 | 66 | 6 | 37 | 139 | 42 | 215 | 8,741 | | |
| As Sa'a'ida | Households | 13 | - | - | - | - | - | - | 13 | | |
| | Persons | 68 | - | - | - | - | - | - | 68 | | |
| 'Anin | Households | 645 | 17 | - | 1 | 7 | 2 | 15 | 603 | | |
| | Persons | 3,622 | 96 | - | 8 | 31 | 12 | 76 | 3,399 | | |
| 'Arrana | Households | 360 | 4 | - | - | 9 | 5 | 2 | 340 | | |
| | Persons | 1,959 | 14 | - | - | 43 | 30 | 13 | 1,859 | | |
| Deir Ghazala | Households | 174 | 1 | - | 1 | 13 | 1 | 6 | 152 | | |
| | Persons | 878 | 7 | - | 4 | 53 | 6 | 31 | 777 | | |

Table 19 (Cont.): Households and Persons in Jenin Governorate by Type of Housing Unit, Tenure of Housing Unit and Type of Locality, 2007

| Locality | | Total | Tenure of Housing Unit | | | | | | | | |
|----------------------------|------------|--------|------------------------|--------|----------|-----------------|------------------|--------------------|--------|--|-------|
| | | | Not Stated | Others | For Work | Without Payment | Rented Furnished | Rented Unfurnished | | | Owned |
| Faqu'a | Households | 676 | 8 | - | 1 | 17 | 1 | 33 | 616 | | |
| | Persons | 3,402 | 15 | - | 7 | 69 | 5 | 147 | 3,159 | | |
| Khirbet Suruj | Households | 9 | 1 | - | - | - | - | - | 8 | | |
| | Persons | 55 | 6 | - | - | - | - | - | 49 | | |
| Al Yamun | Households | 2,909 | 36 | 1 | 4 | 234 | 15 | 65 | 2,554 | | |
| | Persons | 16,075 | 143 | 2 | 25 | 1,150 | 66 | 314 | 14,375 | | |
| Umm ar Rihan | Households | 64 | 2 | - | - | 1 | - | 3 | 58 | | |
| | Persons | 363 | 10 | - | - | 11 | - | 16 | 326 | | |
| Kafr Dan | Households | 962 | - | 3 | 2 | 16 | 1 | 13 | 927 | | |
| | Persons | 5,051 | - | 15 | 12 | 89 | 5 | 56 | 4,874 | | |
| Khirbet 'Abdallah al Yunis | Households | 32 | 4 | - | - | 1 | - | 1 | 26 | | |
| | Persons | 135 | 13 | - | - | 1 | - | 5 | 116 | | |
| Dhafer al Malih | Households | 39 | - | - | - | - | - | - | 39 | | |
| | Persons | 194 | - | - | - | - | - | - | 194 | | |
| Barta'a ash Sharqiya | Households | 802 | 45 | - | 2 | 5 | 4 | 31 | 715 | | |
| | Persons | 4,098 | 203 | - | 18 | 27 | 25 | 158 | 3,667 | | |
| Al 'Araqa | Households | 360 | 5 | - | - | 13 | 1 | 4 | 337 | | |
| | Persons | 2,121 | 34 | - | - | 79 | 11 | 20 | 1,977 | | |
| Al Jameelat | Households | 5 | - | - | - | - | - | 1 | 4 | | |
| | Persons | 32 | - | - | - | - | - | 4 | 28 | | |
| Beit Qad | Households | 260 | 2 | - | - | 6 | 1 | 1 | 250 | | |
| | Persons | 1,420 | 4 | - | - | 34 | 7 | 8 | 1,367 | | |
| Tura al Gharbiya | Households | 193 | - | - | 1 | 1 | - | - | 191 | | |
| | Persons | 901 | - | - | 4 | 3 | - | - | 894 | | |

Table 19 (Cont.): Households and Persons in Jenin Governorate by Type of Housing Unit, Tenure of Housing Unit and Type of Locality, 2007

| Locality | | Total | Tenure of Housing Unit | | | | | | | |
|--------------------------------|------------|--------|------------------------|--------|----------|-----------------|------------------|--------------------|--------|-----|
| | | | Not Stated | Others | For Work | Without Payment | Rented Furnished | Rented Unfurnished | | |
| Tura ash Sharqiya | Households | 34 | - | - | - | 1 | 1 | - | 32 | () |
| | Persons | 170 | - | - | - | 3 | 2 | - | 165 | |
| Al Hashimiya | Households | 183 | 2 | - | - | 1 | - | 6 | 174 | |
| | Persons | 1,031 | 22 | - | - | 2 | - | 38 | 969 | |
| Nazlat ash Sheikh Zeid | Households | 117 | 1 | - | - | 1 | - | - | 115 | |
| | Persons | 691 | 6 | - | - | 7 | - | - | 678 | |
| At Tarem | Households | 69 | - | - | - | 1 | - | 1 | 67 | |
| | Persons | 363 | - | - | - | 5 | - | 6 | 352 | |
| Khirbet al Muntar al Gharbiya | Households | 6 | - | - | - | - | - | - | 6 | |
| | Persons | 22 | - | - | - | - | - | - | 22 | |
| Jenin | Households | 7,461 | 228 | 22 | 40 | 496 | 74 | 1,213 | 5,388 | |
| | Persons | 38,155 | 908 | 79 | 197 | 2,376 | 328 | 5,695 | 28,572 | |
| Jenin Camp | Households | 2,001 | 20 | - | 4 | 71 | 17 | 58 | 1,831 | |
| | Persons | 10,176 | 96 | - | 28 | 326 | 70 | 299 | 9,357 | |
| Jalbun | Households | 454 | 2 | - | 4 | 31 | - | 6 | 411 | |
| | Persons | 2,345 | 9 | - | 15 | 111 | - | 25 | 2,185 | |
| 'Aba | Households | 35 | - | - | - | - | 1 | 1 | 33 | |
| | Persons | 200 | - | - | - | - | 4 | 5 | 191 | |
| Khirbet Mas'ud | Households | 11 | - | - | - | - | - | 1 | 10 | |
| | Persons | 47 | - | - | - | - | - | 2 | 45 | |
| Khirbet al Muntar ash Sharqiya | Households | 2 | - | - | - | - | - | - | 2 | |
| | Persons | 7 | - | - | - | - | - | - | 7 | |
| Kafr Qud | Households | 211 | 1 | - | - | 5 | 3 | 2 | 200 | |
| | Persons | 1,122 | 1 | - | - | 19 | 11 | 12 | 1,079 | |

Table 19 (Cont.): Households and Persons in Jenin Governorate by Type of Housing Unit, Tenure of Housing Unit and Type of Locality, 2007

| Locality | | Total | Tenure of Housing Unit | | | | | | | | |
|-----------------|------------|--------|------------------------|--------|----------|-----------------|------------------|--------------------|--------|--|-------|
| | | | Not Stated | Others | For Work | Without Payment | Rented Furnished | Rented Unfurnished | | | Owned |
| Deir Abu Da'if | Households | 917 | 6 | 3 | - | 6 | 2 | 11 | 889 | | |
| | Persons | 5,468 | 35 | 12 | - | 20 | 10 | 61 | 5,330 | | |
| Birqin | Households | 1,094 | 11 | - | - | 33 | 4 | 61 | 985 | | |
| | Persons | 5,578 | 53 | - | - | 118 | 22 | 277 | 5,108 | | |
| Umm Dar | Households | 106 | 3 | - | - | 2 | - | 1 | 100 | | |
| | Persons | 547 | 11 | - | - | 6 | - | 1 | 529 | | |
| Al Khuljan | Households | 86 | 1 | - | - | 1 | - | 1 | 83 | | |
| | Persons | 499 | 5 | - | - | 3 | - | 2 | 489 | | |
| Wad ad Dabi' | Households | 68 | . | - | - | - | - | 1 | 67 | | |
| | Persons | 403 | . | - | - | - | - | 7 | 396 | | |
| Dhafer al 'Abed | Households | 64 | 1 | - | - | - | - | - | 63 | | |
| | Persons | 356 | 7 | - | - | - | - | - | 349 | | |
| Zabda | Households | 181 | 1 | - | - | 2 | - | 3 | 175 | | |
| | Persons | 926 | 1 | - | - | 6 | - | 17 | 902 | | |
| Ya'bad | Households | 2,439 | 56 | 1 | 2 | 110 | 5 | 76 | 2,189 | | |
| | Persons | 13,384 | 233 | 2 | 9 | 550 | 26 | 386 | 12,178 | | |
| Kufeirit | Households | 425 | 3 | - | 1 | 88 | - | 4 | 329 | | |
| | Persons | 2,361 | 10 | - | 7 | 429 | - | 20 | 1,895 | | |
| Imreiha | Households | 83 | 19 | - | 1 | - | - | 2 | 61 | | |
| | Persons | 415 | 87 | - | 5 | - | - | 11 | 312 | | |
| Umm at Tut | Households | 166 | - | - | 4 | 6 | - | 3 | 153 | | |
| | Persons | 971 | - | - | 28 | 19 | - | 21 | 903 | | |
| Ash Shuhada | Households | 313 | - | - | 5 | 33 | - | 11 | 264 | | |
| | Persons | 1,715 | - | - | 20 | 150 | - | 52 | 1,493 | | |

Table 19 (Cont.): Households and Persons in Jenin Governorate by Type of Housing Unit, Tenure of Housing Unit and Type of Locality, 2007

| Locality | | Total | Tenure of Housing Unit | | | | | | | |
|-----------------|------------|--------|------------------------|--------|----------|-----------------|------------------|--------------------|--------|-----|
| | | | Not Stated | Others | For Work | Without Payment | Rented Furnished | Rented Unfurnished | | |
| Jalqamus | Households | 337 | 2 | 1 | - | 11 | 1 | 8 | 314 | () |
| | Persons | 1,954 | 16 | 4 | - | 32 | 6 | 36 | 1,860 | |
| Al Mughayyir | Households | 396 | 1 | - | - | 8 | 1 | - | 386 | |
| | Persons | 2,375 | 8 | - | - | 31 | 3 | - | 2,333 | |
| Al Mutilla | Households | 56 | - | - | - | 3 | 2 | - | 51 | |
| | Persons | 289 | - | - | - | 10 | 14 | - | 265 | |
| Bir al Basha | Households | 213 | 6 | - | 1 | 8 | 2 | 3 | 193 | |
| | Persons | 1,282 | 40 | - | 6 | 45 | 17 | 9 | 1,165 | |
| Al Hafira | Households | 13 | - | - | - | 2 | - | - | 11 | |
| | Persons | 56 | - | - | - | 14 | - | - | 42 | |
| Qabatiya | Households | 3,429 | 27 | 2 | 15 | 197 | 17 | 184 | 2,987 | |
| | Persons | 18,837 | 130 | 9 | 79 | 925 | 72 | 921 | 16,701 | |
| Arraba | Households | 1,777 | 19 | 9 | 4 | 116 | 12 | 133 | 1,484 | |
| | Persons | 9,734 | 75 | 62 | 19 | 546 | 57 | 619 | 8,356 | |
| Telfit | Households | 56 | 5 | - | 29 | - | 21 | - | 1 | |
| | Persons | 213 | 9 | - | 171 | - | 28 | - | 5 | |
| Mirka | Households | 279 | 2 | 1 | 1 | 6 | - | 4 | 265 | |
| | Persons | 1,581 | 9 | 1 | 7 | 19 | - | 25 | 1,520 | |
| Wadi Du'oq | Households | 17 | 2 | - | - | 3 | - | - | 12 | |
| | Persons | 121 | 12 | - | - | 24 | - | - | 85 | |
| Fahma al Jadida | Households | 64 | 1 | - | - | 47 | - | - | 16 | |
| | Persons | 362 | 3 | - | - | 270 | - | - | 89 | |
| Raba | Households | 538 | 1 | - | - | 9 | - | 8 | 520 | |
| | Persons | 3,086 | 7 | - | - | 33 | - | 45 | 3,001 | |

Table 19 (Cont.): Households and Persons in Jenin Governorate by Type of Housing Unit, Tenure of Housing Unit and Type of Locality, 2007

| Locality | | Total | Tenure of Housing Unit | | | | | | | |
|-------------|------------|-------|------------------------|--------|----------|-----------------|------------------|--------------------|-------|--|
| | | | Not Stated | Others | For Work | Without Payment | Rented Furnished | Rented Unfurnished | | |
| Al Mansura | Households | 28 | 2 | - | - | 24 | - | - | 2 | |
| | Persons | 170 | 13 | - | - | 141 | - | - | 16 | |
| Misliya | Households | 432 | - | - | - | 9 | 1 | 13 | 409 | |
| | Persons | 2,343 | - | - | - | 37 | 4 | 72 | 2,230 | |
| Al Jarba | Households | 13 | - | - | 2 | - | - | - | 11 | |
| | Persons | 61 | - | - | 14 | - | - | - | 47 | |
| Az Zababida | Households | 810 | 20 | 2 | 7 | 30 | 5 | 64 | 682 | |
| | Persons | 3,594 | 60 | 7 | 37 | 113 | 16 | 253 | 3,108 | |
| Fahma | Households | 424 | - | - | - | 19 | 1 | 11 | 393 | |
| | Persons | 2,439 | - | - | - | 94 | 2 | 55 | 2,288 | |
| Az Zawiya | Households | 109 | - | - | - | 3 | - | - | 106 | |
| | Persons | 755 | - | - | - | 9 | - | - | 746 | |
| Kafr Ra'i | Households | 1,359 | 14 | 2 | - | 247 | 4 | 43 | 1,049 | |
| | Persons | 7,226 | 48 | 6 | - | 1,165 | 17 | 230 | 5,760 | |
| Al Kufeir | Households | 8 | 1 | - | - | 1 | - | - | 6 | |
| | Persons | 43 | 3 | - | - | 6 | - | - | 34 | |
| Sir | Households | 134 | 3 | - | - | 2 | - | - | 129 | |
| | Persons | 730 | 8 | - | - | 13 | - | - | 709 | |
| 'Ajja | Households | 880 | - | - | 2 | 35 | 2 | 44 | 797 | |
| | Persons | 4,961 | - | - | 12 | 161 | 4 | 210 | 4,574 | |
| 'Anza | Households | 388 | 1 | 6 | 3 | 8 | 2 | 12 | 356 | |
| | Persons | 1,838 | 7 | 43 | 15 | 46 | 10 | 57 | 1,660 | |
| Sanur | Households | 685 | - | - | 3 | 47 | 5 | 21 | 609 | |
| | Persons | 3,991 | - | - | 12 | 233 | 21 | 117 | 3,608 | |

Table 19 (Cont.): Households and Persons in Jenin Governorate by Type of Housing Unit, Tenure of Housing Unit and Type of Locality, 2007

| Locality | | Total | Tenure of Housing Unit | | | | | | | |
|-----------------|------------|-------|------------------------|--------|----------|-----------------|------------------|--------------------|-------|--|
| | | | Not Stated | Others | For Work | Without Payment | Rented Furnished | Rented Unfurnished | | |
| Ar Rama | Households | 169 | 2 | - | 4 | 39 | - | 11 | 113 | |
| | Persons | 946 | 4 | - | 18 | 192 | - | 52 | 680 | |
| Meithalun | Households | 1,234 | 6 | - | 4 | 44 | 3 | 28 | 1,149 | |
| | Persons | 6,825 | 16 | - | 23 | 194 | 26 | 126 | 6,440 | |
| Al Judeida | Households | 906 | 10 | - | - | 28 | 1 | 16 | 851 | |
| | Persons | 4,649 | 41 | - | - | 97 | 2 | 57 | 4,452 | |
| al 'Asa'asa | Households | 63 | - | - | - | - | - | 1 | 62 | |
| | Persons | 456 | - | - | - | - | - | 6 | 450 | |
| Al 'Attara | Households | 195 | - | - | 1 | 18 | - | 10 | 166 | |
| | Persons | 1,138 | - | - | 5 | 74 | - | 61 | 998 | |
| Siris | Households | 797 | 4 | 5 | 2 | 29 | 4 | 33 | 720 | |
| | Persons | 4,794 | 8 | 30 | 7 | 141 | 27 | 165 | 4,416 | |
| Jaba' | Households | 1,470 | 2 | - | 2 | 78 | 5 | 48 | 1,335 | |
| | Persons | 8,333 | 14 | - | 14 | 394 | 34 | 224 | 7,653 | |
| Al Fandaqumiya | Households | 585 | 1 | 1 | 2 | 73 | 1 | 16 | 491 | |
| | Persons | 3,337 | 4 | 5 | 12 | 346 | 4 | 96 | 2,870 | |
| Silat adh Dhahr | Households | 928 | 15 | 4 | 4 | 62 | 2 | 85 | 756 | |
| | Persons | 5,685 | 61 | 21 | 19 | 326 | 11 | 477 | 4,770 | |

2007

:20

Table 20: Households in Jenin Governorate by Type of Housing Unit, Type of Household and Type of Locality, 2007

| Type of Locality and Type of Housing Unit | Total | Type of Household | | | | |
|---|---------------|-------------------|---------------------|--------------------|-------------------|----------------------|
| | | Not Stated | Composite Household | Extended Household | Nuclear Household | One Person Household |
| Jenin Governorate | | | | | | |
| Villa | 622 | 2 | 3 | 62 | 548 | 7 |
| House | 24,597 | 26 | 42 | 3,039 | 20,382 | 1,108 |
| Apartment | 20,777 | 159 | 32 | 1,611 | 18,089 | 886 |
| Separate Room | 91 | - | - | 4 | 28 | 59 |
| Tent | 38 | - | - | 7 | 30 | 1 |
| Marginal | 36 | - | - | 4 | 28 | 4 |
| Others | 2 | - | - | - | - | 2 |
| Not Stated | 378 | 189 | - | 7 | 113 | 69 |
| Total | 46,541 | 376 | 77 | 4,734 | 39,218 | 2,136 |
| Urban | | | | | | |
| Villa | 439 | 1 | 2 | 49 | 382 | 5 |
| House | 13,027 | 16 | 22 | 1,717 | 10,665 | 607 |
| Apartment | 13,722 | 145 | 22 | 1,108 | 11,906 | 541 |
| Separate Room | 38 | - | - | - | 10 | 28 |
| Tent | 9 | - | - | 2 | 7 | - |
| Marginal | 16 | - | - | 2 | 12 | 2 |
| Others | 1 | - | - | - | - | 1 |
| Not Stated | 250 | 131 | - | 6 | 65 | 48 |
| Total | 27,502 | 293 | 46 | 2,884 | 23,047 | 1,232 |
| Rural | | | | | | |
| Villa | 169 | 1 | 1 | 12 | 153 | 2 |
| House | 11,017 | 9 | 16 | 1,257 | 9,272 | 463 |
| Apartment | 5,631 | 9 | 7 | 416 | 4,929 | 270 |
| Separate Room | 53 | - | - | 4 | 18 | 31 |
| Tent | 29 | - | - | 5 | 23 | 1 |
| Marginal | 20 | - | - | 2 | 16 | 2 |
| Others | 1 | - | - | - | - | 1 |
| Not Stated | 118 | 52 | - | 1 | 48 | 17 |
| Total | 17,038 | 71 | 24 | 1,697 | 14,459 | 787 |

2007

: () 20

Table 20 (cont.): Households in Jenin Governorate by Type of Housing Unit, Type of Household and Type of Locality, 2007

| Type of Locality and Type of Housing Unit | Total | Type of Household | | | | | |
|---|--------------|-------------------|---------------------|--------------------|-------------------|----------------------|--|
| | | Not Stated | Composite Household | Extended Household | Nuclear Household | One Person Household | |
| Camps | | | | | | | |
| Villa | 14 | - | - | 1 | 13 | - | |
| House | 553 | 1 | 4 | 65 | 445 | 38 | |
| Apartment | 1,424 | 5 | 3 | 87 | 1,254 | 75 | |
| Separate Room | - | - | - | - | - | - | |
| Tent | - | - | - | - | - | - | |
| Marginal | - | - | - | - | - | - | |
| Others | - | - | - | - | - | - | |
| Not Stated | 10 | 6 | - | - | - | 4 | |
| Total | 2,001 | 12 | 7 | 153 | 1,712 | 117 | |

Table 21: Households in Jenin Governorate by Age, Sex of Head of Household, Type of Housing Unit and Type of Locality, 2007

| Type of Locality and Age & Sex of Head of Household | | Total | Type of Housing Unit | | | | | | | | | |
|---|---------------|---------------|----------------------|----------|-----------|-----------|---------------|---------------|---------------|------------|---|---------|
| | | | Not Stated | Others | Marginal | Tent | Separate Room | Apartment | House | | | Villa |
| Jenin Governorate | | | | | | | | | | | | |
| Less Than 15 | Male | - | - | - | - | - | - | - | - | - | - | 15 |
| | Female | - | - | - | - | - | - | - | - | - | - | |
| 15- 24 | Male | 996 | 1 | - | 1 | 2 | 2 | 611 | 372 | 7 | | 24 - 15 |
| | Female | 25 | - | - | - | - | - | 15 | 9 | 1 | | |
| 25 - 34 | Male | 11,319 | 8 | - | 4 | 6 | 7 | 6,346 | 4,853 | 95 | | 34 - 25 |
| | Female | 181 | - | - | - | - | - | 110 | 69 | 2 | | |
| 35 - 44 | Male | 13,200 | 8 | - | 5 | 10 | 5 | 5,333 | 7,639 | 200 | | 44 - 35 |
| | Female | 539 | - | - | - | - | - | 243 | 289 | 7 | | |
| 45 - 54 | Male | 7,898 | 7 | 1 | 9 | 3 | 5 | 2,507 | 5,181 | 185 | | 54 - 45 |
| | Female | 883 | 1 | - | 1 | 1 | 6 | 381 | 488 | 5 | | |
| 55 - 64 | Male | 4,231 | 2 | - | 3 | 4 | 3 | 1,844 | 2,301 | 74 | | 64 - 55 |
| | Female | 1,094 | 1 | - | 1 | 1 | 7 | 520 | 557 | 7 | | |
| 65 - 74 | Male | 2,186 | 1 | - | 3 | 7 | 9 | 1,110 | 1,037 | 19 | | 74 - 65 |
| | Female | 1,070 | 2 | - | 2 | - | 21 | 519 | 524 | 2 | | |
| +75 | Male | 1,298 | 1 | - | 4 | 3 | 5 | 584 | 690 | 11 | | 75+ |
| | Female | 904 | 1 | 1 | 3 | 1 | 18 | 393 | 484 | 3 | | |
| Not Stated | Male | 625 | 297 | - | - | - | 3 | 228 | 93 | 4 | | |
| | Female | 92 | 48 | - | - | - | - | 33 | 11 | - | | |
| Total | Male | 41,753 | 325 | 1 | 29 | 35 | 39 | 18,563 | 22,166 | 595 | | |
| | Female | 4,788 | 53 | 1 | 7 | 3 | 52 | 2,214 | 2,431 | 27 | | |
| Urban | | | | | | | | | | | | |
| Less Than 15 | Male | - | - | - | - | - | - | - | - | - | | 15 |
| | Female | - | - | - | - | - | - | - | - | - | | |
| 15- 24 | Male | 574 | 1 | - | 1 | - | 1 | 387 | 180 | 4 | | 24 - 15 |
| | Female | 13 | - | - | - | - | - | 10 | 3 | - | | |
| 25 - 34 | Male | 6,541 | 4 | - | - | 1 | 3 | 4,080 | 2,393 | 60 | | 34 - 25 |
| | Female | 103 | - | - | - | - | - | 68 | 33 | 2 | | |
| 35 - 44 | Male | 7,797 | 7 | - | 3 | 6 | 1 | 3,664 | 3,986 | 130 | | 44 - 35 |
| | Female | 305 | - | - | - | - | - | 146 | 154 | 5 | | |
| 45 - 54 | Male | 4,861 | 4 | 1 | 5 | 1 | 3 | 1,757 | 2,946 | 144 | | 54 - 45 |
| | Female | 540 | 1 | - | - | - | 3 | 244 | 289 | 3 | | |
| 55 - 64 | Male | 2,534 | 2 | - | 1 | - | 1 | 1,220 | 1,249 | 61 | | 64 - 55 |
| | Female | 645 | 1 | - | 1 | - | 2 | 333 | 302 | 6 | | |
| 65 - 74 | Male | 1,255 | 1 | - | 1 | 1 | 3 | 679 | 557 | 13 | | 74 - 65 |
| | Female | 638 | 1 | - | 2 | - | 12 | 327 | 295 | 1 | | |
| 75+ | Male | 712 | 1 | - | 1 | - | 3 | 364 | 337 | 6 | | 75+ |
| | Female | 496 | 1 | - | 1 | - | 6 | 232 | 253 | 3 | | |
| Not Stated | Male | 423 | 189 | - | - | - | - | 188 | 45 | 1 | | |
| | Female | 65 | 37 | - | - | - | - | 23 | 5 | - | | |
| Total | Male | 24,697 | 209 | 1 | 12 | 9 | 15 | 12,339 | 11,693 | 419 | | |
| | Female | 2,805 | 41 | - | 4 | - | 23 | 1,383 | 1,334 | 20 | | |

2007

:() 21

Table 21(Cont.): Households in Jenin Governorate by Age, Sex of Head of Household, Type of Housing Unit and Type of Locality, 2007

| Type of Locality and Age & Sex of Head of Household | | Total | Type of Housing Unit | | | | | | | | | |
|---|---------------|---------------|----------------------|----------|-----------|-----------|---------------|--------------|---------------|------------|---|---------|
| | | | Not Stated | Others | Marginal | Tent | Separate Room | Apartment | House | | | Villa |
| Rural | | | | | | | | | | | | |
| Less Than 15 | Male | - | - | - | - | - | - | - | - | - | - | 15 |
| | Female | - | - | - | - | - | - | - | - | - | - | |
| 15- 24 | Male | 379 | - | - | - | 2 | 1 | 185 | 189 | 2 | | 24 - 15 |
| | Female | 10 | - | - | - | - | - | 4 | 5 | 1 | | |
| 25 - 34 | Male | 4,311 | 4 | 0 | 4 | 5 | 4 | 1,865 | 2,397 | 32 | | 34 - 25 |
| | Female | 59 | - | - | - | - | - | 30 | 29 | - | | |
| 35 - 44 | Male | 4,827 | 1 | - | 2 | 4 | 4 | 1,251 | 3,500 | 65 | | 44 - 35 |
| | Female | 179 | - | - | - | - | - | 60 | 118 | 1 | | |
| 45 - 54 | Male | 2,774 | 3 | - | 4 | 2 | 2 | 612 | 2,113 | 38 | | 54 - 45 |
| | Female | 289 | - | - | 1 | 1 | 3 | 98 | 184 | 2 | | |
| 55 - 64 | Male | 1,551 | - | - | 2 | 4 | 2 | 528 | 1,003 | 12 | | 64 - 55 |
| | Female | 375 | - | - | - | 1 | 5 | 136 | 232 | 1 | | |
| 65 - 74 | Male | 839 | - | - | 2 | 6 | 6 | 369 | 450 | 6 | | 74 - 65 |
| | Female | 365 | 1 | - | - | - | 9 | 147 | 207 | 1 | | |
| 75+ | Male | 527 | - | - | 3 | 3 | 2 | 181 | 333 | 5 | | 75+ |
| | Female | 351 | - | 1 | 2 | 1 | 12 | 128 | 207 | - | | |
| Not Stated | Male | 180 | 101 | - | - | - | 3 | 28 | 45 | 3 | | |
| | Female | 22 | 8 | - | - | - | - | 9 | 5 | - | | |
| Total | Male | 15,388 | 109 | - | 17 | 26 | 24 | 5,019 | 10,030 | 163 | | |
| | Female | 1,650 | 9 | 1 | 3 | 3 | 29 | 612 | 987 | 6 | | |
| Camps | | | | | | | | | | | | |
| Less Than 15 | Male | - | - | - | - | - | - | - | - | - | | 15 |
| | Female | - | - | - | - | - | - | - | - | - | | |
| 15- 24 | Male | 43 | - | - | - | - | - | 39 | 3 | 1 | | 24 - 15 |
| | Female | 2 | - | - | - | - | - | 1 | 1 | - | | |
| 25 - 34 | Male | 467 | - | - | - | - | - | 401 | 63 | 3 | | 34 - 25 |
| | Female | 19 | - | - | - | - | - | 12 | 7 | - | | |
| 35 - 44 | Male | 576 | - | - | - | - | - | 418 | 153 | 5 | | 44 - 35 |
| | Female | 55 | - | - | - | - | - | 37 | 17 | 1 | | |
| 45 - 54 | Male | 263 | - | - | - | - | - | 138 | 122 | 3 | | 54 - 45 |
| | Female | 54 | - | - | - | - | - | 39 | 15 | - | | |
| 55 - 64 | Male | 146 | - | - | - | - | - | 96 | 49 | 1 | | 64 - 55 |
| | Female | 74 | - | - | - | - | - | 51 | 23 | - | | |
| 65 - 74 | Male | 92 | - | - | - | - | - | 62 | 30 | - | | 74 - 65 |
| | Female | 67 | - | - | - | - | - | 45 | 22 | - | | |
| 75+ | Male | 59 | - | - | - | - | - | 39 | 20 | - | | 75+ |
| | Female | 57 | - | - | - | - | - | 33 | 24 | - | | |
| Not Stated | Male | 22 | 7 | - | - | - | - | 12 | 3 | - | | |
| | Female | 5 | 3 | - | - | - | - | 1 | 1 | - | | |
| Total | Male | 1,668 | 7 | - | - | - | - | 1,205 | 443 | 13 | | |
| | Female | 333 | 3 | - | - | - | - | 219 | 110 | 1 | | |

Table 22: Households in Jenin Governorate by Type of Housing Unit, Activity Status and Sex of Head of Household and Type of Locality, 2007

| Type of Locality and Type of Housing Unit | Total | | Activity Status and Sex of Head of Household | | | | | | | | | | |
|---|-------------------------|---------------|--|------------|-------------------------|--------------|------------------------|--------------|-----------|--------------|------------|---------------|--|
| | | | Not Stated | | Not Economically Active | | Economically Active | | | | | | |
| | Unemployed Never Worked | | | | | | Unemployed Ever Worked | | Employed | | | | |
| | Female | Male | Female | Male | Female | Male | Female | Male | Female | Male | Female | Male | |
| Jenin Governorate | | | | | | | | | | | | | |
| Villa | 27 | 595 | - | 6 | 22 | 57 | - | 11 | - | 22 | 5 | 499 | |
| House | 2,431 | 22,166 | 17 | 106 | 2,134 | 3,184 | 3 | 761 | 9 | 1,452 | 268 | 16,663 | |
| Apartment | 2,214 | 18,563 | 33 | 269 | 1,923 | 2,784 | 9 | 544 | 11 | 967 | 238 | 13,999 | |
| Separate Room | 52 | 39 | - | 3 | 50 | 15 | - | - | - | 2 | 2 | 19 | |
| Tent | 3 | 35 | - | - | 3 | 8 | - | 1 | - | 2 | - | 24 | |
| Marginal | 7 | 29 | - | - | 7 | 10 | - | 4 | - | 2 | - | 13 | |
| Others | 1 | 1 | - | - | 1 | - | - | - | - | - | - | 1 | |
| Not Stated | 53 | 325 | 49 | 306 | 4 | 2 | - | 1 | - | - | - | 16 | |
| Total | 4,788 | 41,753 | 99 | 690 | 4,144 | 6,060 | 12 | 1,322 | 20 | 2,447 | 513 | 31,234 | |
| Urban | | | | | | | | | | | | | |
| Villa | 20 | 419 | - | 4 | 15 | 39 | - | 7 | - | 13 | 5 | 356 | |
| House | 1,334 | 11,693 | 9 | 63 | 1,171 | 1,741 | 2 | 387 | 4 | 769 | 148 | 8,733 | |
| Apartment | 1,383 | 12,339 | 24 | 223 | 1,198 | 1,748 | 6 | 353 | 6 | 598 | 149 | 9,417 | |
| Separate Room | 23 | 15 | - | - | 22 | 8 | - | - | - | 1 | 1 | 6 | |
| Tent | - | 9 | - | - | - | 2 | - | - | - | 1 | - | 6 | |
| Marginal | 4 | 12 | - | - | 4 | 3 | - | - | - | 2 | - | 7 | |
| Others | - | 1 | - | - | - | - | - | - | - | - | - | 1 | |
| Not Stated | 41 | 209 | 38 | 193 | 3 | 2 | - | 1 | - | - | - | 13 | |
| Total | 2,805 | 24,697 | 71 | 483 | 2,413 | 3,543 | 8 | 748 | 10 | 1,384 | 303 | 18,539 | |
| Rural | | | | | | | | | | | | | |
| Villa | 6 | 163 | - | 2 | 6 | 18 | - | 4 | - | 8 | - | 131 | |
| House | 987 | 10,030 | 6 | 39 | 875 | 1,382 | 1 | 366 | 3 | 647 | 102 | 7,596 | |
| Apartment | 612 | 5,019 | 8 | 33 | 543 | 861 | 2 | 170 | 4 | 315 | 55 | 3,640 | |
| Separate Room | 29 | 24 | - | 3 | 28 | 7 | - | - | - | 1 | 1 | 13 | |
| Tent | 3 | 26 | - | - | 3 | 6 | - | 1 | - | 1 | - | 18 | |
| Marginal | 3 | 17 | - | - | 3 | 7 | - | 4 | - | - | - | 6 | |
| Others | 1 | - | - | - | 1 | - | - | - | - | - | - | - | |
| Not Stated | 9 | 109 | 8 | 106 | 1 | - | - | - | - | - | - | 3 | |
| Total | 1,650 | 15,388 | 22 | 183 | 1,460 | 2,281 | 3 | 545 | 7 | 972 | 158 | 11,407 | |

Table 22(Cont): Households in Jenin Governorate by Type of Housing Unit, Activity Status and Sex of Head of Household and Type of Locality, 2007

| Type of Locality and Type of Housing Unit | Total | | Activity Status and Sex of Head of Household | | | | | | | | | | |
|---|-------------------------|--------------|--|-----------|-------------------------|------------|------------------------|-----------|----------|-----------|-----------|--------------|--|
| | | | Not Stated | | Not Economically Active | | Economically Active | | | | | | |
| | Unemployed Never Worked | | | | | | Unemployed Ever Worked | | Employed | | | | |
| | Female | Male | Female | Male | Female | Male | Female | Male | Female | Male | Female | Male | |
| Camps | | | | | | | | | | | | | |
| Villa | 1 | 13 | - | - | 1 | - | - | - | - | 1 | - | 12 | |
| House | 110 | 443 | 2 | 4 | 88 | 61 | - | 8 | 2 | 36 | 18 | 334 | |
| Apartment | 219 | 1,205 | 1 | 13 | 182 | 175 | 1 | 21 | 1 | 54 | 34 | 942 | |
| Separate Room | - | - | - | - | - | - | - | - | - | - | - | - | |
| Tent | - | - | - | - | - | - | - | - | - | - | - | - | |
| Marginal | - | - | - | - | - | - | - | - | - | - | - | - | |
| Others | - | - | - | - | - | - | - | - | - | - | - | - | |
| Not Stated | 3 | 7 | 3 | 7 | - | - | - | - | - | - | - | - | |
| Total | 333 | 1,668 | 6 | 24 | 271 | 236 | 1 | 29 | 3 | 91 | 52 | 1,288 | |

Table 23: Households in Jenin Governorate by Occupation and Sex of Head of Household and Type of Housing Unit, 2007

| Occupation & Sex of Head of Household | Type of Housing Unit | | | | | | | | |
|--|----------------------|------------|----------|-----------|-----------|---------------|---------------|---------------|------------|
| | Total | Not Stated | Others | Marginal | Tent | Separate Room | Apartment | House | Villa |
| Both Sexes | | | | | | | | | |
| Legislators and Managers | 912 | 1 | - | - | - | - | 432 | 422 | 57 |
| Professionals | 2,904 | 2 | - | - | 1 | - | 1,262 | 1,542 | 97 |
| Technicians and Associate Professionals | 1,512 | - | - | 1 | - | 1 | 710 | 771 | 29 |
| Clerks | 735 | - | - | - | - | - | 376 | 344 | 15 |
| Services and Sales Workers | 7,506 | 5 | - | 1 | 1 | 4 | 3,759 | 3,613 | 123 |
| Skilled Agricultural and Fishery Workers | 2,749 | - | - | 8 | 21 | 5 | 945 | 1,741 | 29 |
| Crafts and Related Workers | 7,099 | 4 | - | 1 | - | 1 | 3,088 | 3,929 | 76 |
| Plant, Machine Operators and Assemblers | 2,493 | 2 | - | - | - | - | 1,171 | 1,291 | 29 |
| Elementary Occupations | 7,903 | 2 | 1 | 4 | 2 | 12 | 3,283 | 4,534 | 65 |
| Not Stated | 533 | 13 | - | - | 1 | - | 248 | 262 | 9 |
| Total | 34,346 | 29 | 1 | 15 | 26 | 23 | 15,274 | 18,449 | 529 |

Table 23 (Cont.): Households in Jenin Governorate by Occupation and Sex of Head of Household and Type of Housing Unit, 2007

| Occupation & Sex of Head of Household | Type of Housing Unit | | | | | | | | |
|--|----------------------|------------|----------|-----------|-----------|---------------|---------------|---------------|------------|
| | Total | Not Stated | Others | Marginal | Tent | Separate Room | Apartment | House | Villa |
| Male | | | | | | | | | |
| Legislators and Managers | 884 | 1 | - | - | - | - | 418 | 409 | 56 |
| Professionals | 2,818 | 2 | - | - | 1 | - | 1,215 | 1,503 | 97 |
| Technicians and Associate Professionals | 1,460 | - | - | 1 | - | 1 | 685 | 745 | 28 |
| Clerks | 720 | - | - | - | - | - | 369 | 336 | 15 |
| Services and Sales Workers | 7,401 | 5 | - | 1 | 1 | 4 | 3,709 | 3,559 | 122 |
| Skilled Agricultural and Fishery Workers | 2,696 | - | - | 8 | 21 | 5 | 922 | 1,711 | 29 |
| Crafts and Related Workers | 7,023 | 4 | - | 1 | - | 1 | 3,054 | 3,887 | 76 |
| Plant, Machine Operators and Assemblers | 2,493 | 2 | - | - | - | - | 1,171 | 1,291 | 29 |
| Elementary Occupations | 7,787 | 2 | 1 | 4 | 2 | 10 | 3,237 | 4,468 | 63 |
| Not Stated | 515 | 12 | - | - | 1 | - | 239 | 254 | 9 |
| Total | 33,797 | 28 | 1 | 15 | 26 | 21 | 15,019 | 18,163 | 524 |
| Female | | | | | | | | | |
| Legislators and Managers | 28 | - | - | - | - | - | 14 | 13 | 1 |
| Professionals | 86 | - | - | - | - | - | 47 | 39 | - |
| Technicians and Associate Professionals | 52 | - | - | - | - | - | 25 | 26 | 1 |
| Clerks | 15 | - | - | - | - | - | 7 | 8 | - |
| Services and Sales Workers | 105 | - | - | - | - | - | 50 | 54 | 1 |
| Skilled Agricultural and Fishery Workers | 53 | - | - | - | - | - | 23 | 30 | - |
| Crafts and Related Workers | 76 | - | - | - | - | - | 34 | 42 | - |
| Plant, Machine Operators and Assemblers | - | - | - | - | - | - | - | - | - |
| Elementary Occupations | 116 | - | - | - | - | 2 | 46 | 66 | 2 |
| Not Stated | 18 | 1 | - | - | - | - | 9 | 8 | - |
| Total | 549 | 1 | - | - | - | 2 | 255 | 286 | 5 |

Table 24: Households in Jenin Governorate by Type of Housing Unit, Number of Rooms for Household and Household Size, 2007

| Type of Housing Unit | Number of Rooms | Total | Household Size | | | | | | | | | | | | | |
|----------------------|-----------------|---------------|----------------|------------|--------------|--------------|--------------|--------------|--------------|--------------|--------------|--------------|--------------|----|---|--|
| | | | +11 | 10 | 9 | 8 | 7 | 6 | 5 | 4 | 3 | 2 | 1 | | | |
| Villa | 1 | - | - | - | - | - | - | - | - | - | - | - | - | - | 1 | |
| | 2 | - | - | - | - | - | - | - | - | - | - | - | - | - | 2 | |
| | 3 | 120 | 1 | 1 | 4 | 15 | 18 | 26 | 17 | 16 | 12 | 8 | 2 | 3 | | |
| | 4 | 165 | 3 | 9 | 12 | 20 | 23 | 35 | 18 | 19 | 12 | 14 | - | 4 | | |
| | 5 | 148 | 3 | 2 | 5 | 29 | 32 | 22 | 18 | 17 | 9 | 9 | 2 | 5 | | |
| | 6+ | 182 | 15 | 5 | 12 | 27 | 34 | 34 | 23 | 16 | 8 | 5 | 3 | +6 | | |
| | Not Stated | 7 | - | 1 | - | - | 1 | 2 | - | 1 | 2 | - | - | | | |
| | Total | 622 | 22 | 18 | 33 | 91 | 108 | 119 | 76 | 69 | 43 | 36 | 7 | | | |
| House | 1 | 715 | 5 | 2 | 6 | 18 | 35 | 42 | 60 | 45 | 47 | 157 | 298 | 1 | | |
| | 2 | 3,243 | 44 | 79 | 134 | 227 | 354 | 450 | 396 | 358 | 331 | 518 | 352 | 2 | | |
| | 3 | 7,491 | 176 | 267 | 499 | 801 | 1,076 | 1,171 | 1,003 | 834 | 687 | 732 | 245 | 3 | | |
| | 4 | 7,872 | 284 | 321 | 613 | 1,017 | 1,289 | 1,358 | 1,064 | 758 | 566 | 481 | 121 | 4 | | |
| | 5 | 3,600 | 189 | 159 | 345 | 536 | 710 | 596 | 375 | 286 | 183 | 161 | 60 | 5 | | |
| | 6+ | 1,521 | 175 | 118 | 180 | 243 | 250 | 214 | 144 | 96 | 51 | 37 | 13 | +6 | | |
| | Not Stated | 155 | 2 | 5 | 12 | 10 | 21 | 19 | 16 | 15 | 13 | 23 | 19 | | | |
| | Total | 24,597 | 875 | 951 | 1,789 | 2,852 | 3,735 | 3,850 | 3,058 | 2,392 | 1,878 | 2,109 | 1,108 | | | |
| Apartment | 1 | 840 | - | 4 | 4 | 11 | 30 | 46 | 84 | 101 | 127 | 219 | 214 | 1 | | |
| | 2 | 3,233 | 18 | 26 | 60 | 141 | 234 | 348 | 465 | 518 | 514 | 644 | 265 | 2 | | |
| | 3 | 7,391 | 79 | 108 | 245 | 474 | 710 | 1,098 | 1,227 | 1,224 | 1,026 | 988 | 212 | 3 | | |
| | 4 | 6,112 | 103 | 108 | 292 | 464 | 733 | 1,007 | 1,064 | 936 | 722 | 569 | 114 | 4 | | |
| | 5 | 2,253 | 47 | 63 | 109 | 184 | 336 | 412 | 354 | 311 | 210 | 185 | 42 | 5 | | |
| | 6+ | 639 | 30 | 20 | 43 | 92 | 88 | 110 | 80 | 61 | 63 | 46 | 6 | +6 | | |
| | Not Stated | 309 | 1 | 2 | 6 | 19 | 24 | 32 | 43 | 43 | 48 | 58 | 33 | | | |
| | Total | 20,777 | 278 | 331 | 759 | 1,385 | 2,155 | 3,053 | 3,317 | 3,194 | 2,710 | 2,709 | 886 | | | |

Table 24 (Cont.): Households in Jenin Governorate by Type of Housing Unit, Number of Rooms for Household and Household Size, 2007

| Type of Housing Unit | Number of Rooms | Total | Household Size | | | | | | | | | | | | | |
|----------------------|-----------------|-----------|----------------|----------|----------|----------|----------|----------|----------|----------|----------|-----------|-----------|----|--------|--|
| | | | +11 | 10 | 9 | 8 | 7 | 6 | 5 | 4 | 3 | 2 | | | 1 | |
| Separate Room | 1 | 91 | 1 | - | 1 | 1 | 2 | 4 | 1 | 2 | 7 | 13 | 59 | 1 | | |
| | 2 | - | - | - | - | - | - | - | - | - | - | - | - | 2 | | |
| | 3 | - | - | - | - | - | - | - | - | - | - | - | - | 3 | | |
| | 4 | - | - | - | - | - | - | - | - | - | - | - | - | 4 | | |
| | 5 | - | - | - | - | - | - | - | - | - | - | - | - | 5 | | |
| | 6+ | - | - | - | - | - | - | - | - | - | - | - | - | +6 | | |
| | Not Stated | - | - | - | - | - | - | - | - | - | - | - | - | - | | |
| | Total | 91 | 1 | - | 1 | 1 | 2 | 4 | 1 | 2 | 7 | 13 | 59 | | | |
| Tent | 1 | 38 | 3 | 2 | 4 | 3 | 2 | 5 | 6 | 5 | 5 | 2 | 1 | 1 | | |
| | 2 | - | - | - | - | - | - | - | - | - | - | - | - | 2 | | |
| | 3 | - | - | - | - | - | - | - | - | - | - | - | - | 3 | | |
| | 4 | - | - | - | - | - | - | - | - | - | - | - | - | 4 | | |
| | 5 | - | - | - | - | - | - | - | - | - | - | - | - | 5 | | |
| | 6+ | - | - | - | - | - | - | - | - | - | - | - | - | +6 | | |
| | Not Stated | - | - | - | - | - | - | - | - | - | - | - | - | - | | |
| | Total | 38 | 3 | 2 | 4 | 3 | 2 | 5 | 6 | 5 | 5 | 2 | 1 | | | |
| Marginal | 1 | 19 | - | - | 1 | 1 | 1 | 2 | - | 2 | 4 | 4 | 4 | 1 | براكية | |
| | 2 | 14 | - | - | 1 | 5 | 1 | - | 2 | 2 | 1 | 2 | - | 2 | | |
| | 3 | 1 | - | - | - | - | - | - | 1 | - | - | - | - | 3 | | |
| | 4 | 1 | - | - | - | - | 1 | - | - | - | - | - | - | 4 | | |
| | 5 | - | - | - | - | - | - | - | - | - | - | - | - | 5 | | |
| | 6+ | - | - | - | - | - | - | - | - | - | - | - | - | +6 | | |
| | Not Stated | 1 | 1 | - | - | - | - | - | - | - | - | - | - | - | | |
| | Total | 36 | 1 | - | 2 | 6 | 3 | 2 | 3 | 4 | 5 | 6 | 4 | | | |

Table 24 (Cont.): Households in Jenin Governorate by Type of Housing Unit, Number of Rooms for Household and Household Size, 2007

| Type of Housing Unit | Number of Rooms | Total | Household Size | | | | | | | | | | | | | | |
|----------------------|-----------------|---------------|----------------|--------------|--------------|--------------|--------------|--------------|--------------|--------------|--------------|--------------|--------------|-----------|----------------|----|----------|
| | | | +11 | 10 | 9 | 8 | 7 | 6 | 5 | 4 | 3 | 2 | | | 1 | | |
| Others | 1 | 2 | - | - | - | - | - | - | - | - | - | - | - | - | 2 | 1 | أخرى |
| | 2 | - | - | - | - | - | - | - | - | - | - | - | - | - | - | 2 | |
| | 3 | - | - | - | - | - | - | - | - | - | - | - | - | - | - | 3 | |
| | 4 | - | - | - | - | - | - | - | - | - | - | - | - | - | - | 4 | |
| | 5 | - | - | - | - | - | - | - | - | - | - | - | - | - | - | 5 | |
| | 6+ | - | - | - | - | - | - | - | - | - | - | - | - | - | - | +6 | |
| | Not Stated | - | - | - | - | - | - | - | - | - | - | - | - | - | - | - | |
| | Total | 2 | - | - | - | - | - | - | - | - | - | - | - | - | 2 | | |
| Not Stated | 1 | 1 | - | - | - | - | - | - | - | - | - | - | - | - | 1 | 1 | غير مبين |
| | 2 | - | - | - | - | - | - | - | - | - | - | - | - | - | - | 2 | |
| | 3 | 2 | - | - | - | - | - | - | - | - | 1 | 1 | - | - | - | 3 | |
| | 4 | 9 | - | - | - | 5 | 1 | 1 | 1 | - | 1 | - | - | - | - | 4 | |
| | 5 | 2 | - | - | - | - | - | 1 | 1 | - | - | - | - | - | - | 5 | |
| | 6+ | 2 | - | - | - | - | - | - | - | - | - | 2 | - | - | - | +6 | |
| | Not Stated | 362 | 7 | 4 | 8 | 23 | 33 | 42 | 53 | 45 | 35 | 44 | 68 | | | | |
| | Total | 378 | 7 | 4 | 8 | 28 | 34 | 44 | 55 | 46 | 39 | 44 | 69 | | | | |
| Total | 1 | 1,706 | 9 | 8 | 16 | 34 | 70 | 99 | 151 | 155 | 190 | 395 | 579 | 1 | المجموع | | |
| | 2 | 6,490 | 62 | 105 | 195 | 373 | 589 | 798 | 863 | 878 | 846 | 1,164 | 617 | 2 | | | |
| | 3 | 15,005 | 256 | 376 | 748 | 1,290 | 1,804 | 2,295 | 2,248 | 2,075 | 1,726 | 1,728 | 459 | 3 | | | |
| | 4 | 14,159 | 390 | 438 | 917 | 1,506 | 2,047 | 2,401 | 2,147 | 1,713 | 1,301 | 1,064 | 235 | 4 | | | |
| | 5 | 6,003 | 239 | 224 | 459 | 749 | 1,078 | 1,031 | 748 | 614 | 402 | 355 | 104 | 5 | | | |
| | 6+ | 2,344 | 220 | 143 | 235 | 362 | 372 | 358 | 247 | 173 | 124 | 88 | 22 | +6 | | | |
| | Not Stated | 834 | 11 | 12 | 26 | 52 | 79 | 95 | 112 | 104 | 98 | 125 | 120 | | | | |
| | Total | 46,541 | 1,187 | 1,306 | 2,596 | 4,366 | 6,039 | 7,077 | 6,516 | 5,712 | 4,687 | 4,919 | 2,136 | | | | |

Table 25: Households in Jenin Governorate by Type of Housing Unit, Tenure of Housing Unit, Main Source of water and Connection to Sewage System in Housing Unit, 2007

| Type of Housing Unit | Tenure of Housing Unit | Total | Connection to Sewage System | | | | | Main Source of water | | | | | |
|----------------------|------------------------|---------------|-----------------------------|----------------------|---------------------------|----------------------------|---------------|----------------------|-----------|--------------------|------------|-----------------------------|----------------|
| | | | Not Stated | لا يوجد No Sewage | حفرة امتصاصية Cesspool | شبكة عامة Public Sewage | Total | Not Stated | Other | () Water Tanks | Springs | Well (to gather rain water) | Public Network |
| | | | | | | | | | | | | | |
| Villa | Owned | 535 | 1 | - | 438 | 96 | 535 | 1 | 2 | 80 | 5 | 62 | 385 |
| | Rented Unfurnished | 32 | - | - | 29 | 3 | 32 | - | - | 5 | - | 5 | 22 |
| | Rented Furnished | 11 | - | - | 8 | 3 | 11 | - | - | - | - | 1 | 10 |
| | Without Payment | 22 | - | - | 16 | 6 | 22 | - | - | 1 | - | 3 | 18 |
| | For Work | 17 | - | - | 14 | 3 | 17 | - | - | - | - | - | 17 |
| | Others | 1 | - | - | 1 | - | 1 | - | - | - | - | - | 1 |
| | Not Stated | 4 | 1 | - | 2 | 1 | 4 | 1 | - | - | - | 2 | 1 |
| | Total | 622 | 2 | - | 508 | 112 | 622 | 2 | 2 | 86 | 5 | 73 | 454 |
| House | Owned | 22,460 | 7 | 60 | 21,226 | 1,167 | 22,460 | 13 | 56 | 4,885 | 102 | 4,618 | 12,786 |
| | Rented Unfurnished | 983 | - | 2 | 801 | 180 | 983 | - | 5 | 133 | 3 | 140 | 702 |
| | Rented Furnished | 88 | - | - | 74 | 14 | 88 | - | 1 | 4 | - | 10 | 73 |
| | Without Payment | 905 | - | 9 | 797 | 99 | 905 | 1 | 6 | 132 | 1 | 171 | 594 |
| | For Work | 63 | - | 1 | 56 | 6 | 63 | - | 1 | 3 | - | 8 | 51 |
| | Others | 32 | - | - | 25 | 7 | 32 | - | - | 5 | - | 7 | 20 |
| | Not Stated | 66 | 11 | - | 52 | 3 | 66 | 6 | - | 11 | - | 11 | 38 |
| | Total | 24,597 | 18 | 72 | 23,031 | 1,476 | 24,597 | 20 | 69 | 5,173 | 106 | 4,965 | 14,264 |
| Apartment | Owned | 17,226 | 12 | 11 | 13,359 | 3,844 | 17,226 | 12 | 15 | 2,353 | 71 | 1,894 | 12,881 |
| | Rented Unfurnished | 1,503 | 1 | - | 578 | 924 | 1,503 | 2 | 5 | 110 | 7 | 46 | 1,333 |
| | Rented Furnished | 146 | - | - | 79 | 67 | 146 | - | 1 | 12 | - | 3 | 130 |
| | Without Payment | 1,558 | 1 | 8 | 1,160 | 389 | 1,558 | - | 6 | 163 | 6 | 190 | 1,193 |
| | For Work | 87 | - | - | 70 | 17 | 87 | - | - | 12 | - | 5 | 70 |
| | Others | 26 | - | - | 16 | 10 | 26 | - | - | - | - | 2 | 24 |
| | Not Stated | 231 | 74 | - | 82 | 75 | 231 | 58 | - | 10 | - | 1 | 162 |
| | Total | 20,777 | 88 | 19 | 15,344 | 5,326 | 20,777 | 72 | 27 | 2,660 | 84 | 2,141 | 15,793 |

2007

:() 25

Table 25 (Cont.): Households in Jenin Governorate by Type of Housing Unit, Tenure of Housing Unit, Main Source of water and Connection to Sewage System in Housing Unit, 2007

| Type of Housing Unit | Tenure of Housing Unit | Total | Connection to Sewage System | | | | Total | Main Source of water | | | | | | | |
|----------------------|---------------------------|---------------|-----------------------------|----------------------|---------------------------|----------------------------|---------------|----------------------|------------|--------------------|------------|-----------------------------|---------------|--|----------------|
| | | | Not Stated | لا يوجد No Sewage | حفرة امتصاصية Cesspool | شبكة عامة Public Sewage | | Not Stated | Other | () Water Tanks | Springs | Well (to gather rain water) | | | Public Network |
| Others* | Owned | 126 | | 40 | 85 | 1 | 126 | | 12 | 58 | 1 | 29 | 26 | | * |
| | Rented Unfurnished | 3 | | | 3 | | 3 | | | | | 1 | 2 | | |
| | Rented Furnished | | | | | | - | - | - | - | - | - | - | | |
| | Without Payment | 22 | | 4 | 16 | 2 | 22 | | 1 | 7 | | 8 | 6 | | |
| | For Work | 4 | | 2 | 2 | | 4 | | | 1 | 1 | 1 | 1 | | |
| | Others | 7 | | 7 | | | 7 | | 1 | 6 | - | - | - | | |
| | Not Stated | 5 | 3 | | 2 | | 5 | 3 | | 1 | | 1 | - | | |
| | Total | 167 | 3 | 53 | 108 | 3 | 167 | 3 | 14 | 73 | 2 | 40 | 35 | | |
| Not Stated | Owned | 8 | - | - | 8 | - | 8 | - | - | 2 | - | 1 | 5 | | |
| | Rented Unfurnished | 2 | - | - | 2 | - | 2 | - | - | - | - | 1 | 1 | | |
| | Rented Furnished | - | - | - | - | - | - | - | - | - | - | - | - | | |
| | Without Payment | - | - | - | - | - | - | - | - | - | - | - | - | | |
| | For Work | - | - | - | - | - | - | - | - | - | - | - | - | | |
| | Others | - | - | - | - | - | - | - | - | - | - | - | - | | |
| | Not Stated | 368 | 158 | - | 153 | 57 | 368 | 138 | - | 19 | - | 16 | 195 | | |
| | Total | 378 | 158 | - | 163 | 57 | 378 | 138 | - | 21 | - | 18 | 201 | | |
| Total | Owned | 40,355 | 20 | 111 | 35,116 | 5,108 | 40,355 | 26 | 85 | 7,378 | 179 | 6,604 | 26,083 | | |
| | Rented Unfurnished | 2,523 | 1 | 2 | 1,413 | 1,107 | 2,523 | 2 | 10 | 248 | 10 | 193 | 2,060 | | |
| | Rented Furnished | 245 | - | - | 161 | 84 | 245 | - | 2 | 16 | - | 14 | 213 | | |
| | Without Payment | 2,507 | 1 | 21 | 1,989 | 496 | 2,507 | 1 | 13 | 303 | 7 | 372 | 1,811 | | |
| | For Work | 171 | - | 3 | 142 | 26 | 171 | - | 1 | 16 | 1 | 14 | 139 | | |
| | Others | 66 | - | 7 | 42 | 17 | 66 | - | 1 | 11 | - | 9 | 45 | | |
| | Not Stated | 674 | 247 | - | 291 | 136 | 674 | 206 | - | 41 | - | 31 | 396 | | |
| | Total | 46,541 | 269 | 144 | 39,154 | 6,974 | 46,541 | 235 | 112 | 8,013 | 197 | 7,237 | 30,747 | | |

*Other include(Separate Room, Tent, Marginal and Other)

()

*

Table 26: Households in Jenin Governorate by Availability of Durable Goods to the Household, Household Size and Type of Locality, 2007

| Type of Locality and Availability of Durable Goods | | Total | | Household Size | | | | | | | | | | | | | |
|--|---------------|---------|-----------|----------------|-------|-------|-------|-------|-------|-------|-------|-------|-------|-------|--|---|---|
| | | Persons | Household | + 11 | 10 | 9 | 8 | 7 | 6 | 5 | 4 | 3 | 2 | | | 1 | |
| Jenin Governorate | | | | | | | | | | | | | | | | | |
| Private Car | Available | 47,770 | 7,887 | 261 | 285 | 525 | 904 | 1,285 | 1,417 | 1,186 | 913 | 574 | 480 | 57 | | | |
| | Not Available | 200,015 | 37,782 | 913 | 1,005 | 2,044 | 3,411 | 4,676 | 5,557 | 5,201 | 4,700 | 3,997 | 4,318 | 1,960 | | | |
| | Not Stated | 3,881 | 872 | 13 | 16 | 27 | 51 | 78 | 103 | 129 | 99 | 116 | 121 | 119 | | | |
| Refrigerator | Available | 235,735 | 42,795 | 1,100 | 1,219 | 2,442 | 4,158 | 5,759 | 6,736 | 6,115 | 5,328 | 4,210 | 4,256 | 1,472 | | | |
| | Not Available | 12,535 | 2,960 | 78 | 72 | 134 | 161 | 214 | 253 | 286 | 293 | 376 | 548 | 545 | | | |
| | Not Stated | 3,396 | 786 | 9 | 15 | 20 | 47 | 66 | 88 | 115 | 91 | 101 | 115 | 119 | | | |
| Solar Boiler | Available | 165,204 | 29,350 | 802 | 893 | 1,777 | 3,003 | 4,100 | 4,699 | 4,219 | 3,544 | 2,766 | 2,738 | 809 | | | |
| | Not Available | 82,969 | 16,381 | 376 | 398 | 800 | 1,315 | 1,867 | 2,287 | 2,182 | 2,074 | 1,817 | 2,060 | 1,205 | | | |
| | Not Stated | 3,493 | 810 | 9 | 15 | 19 | 48 | 72 | 91 | 115 | 94 | 104 | 121 | 122 | | | |
| Central Heating | Available | 2,581 | 500 | 5 | 10 | 23 | 50 | 64 | 67 | 82 | 66 | 54 | 52 | 27 | | | |
| | Not Available | 245,628 | 45,240 | 1,172 | 1,281 | 2,553 | 4,269 | 5,907 | 6,921 | 6,320 | 5,552 | 4,530 | 4,745 | 1,990 | | | |
| | Not Stated | 3,457 | 801 | 10 | 15 | 20 | 47 | 68 | 89 | 114 | 94 | 103 | 122 | 119 | | | |
| Vacuumm Cleaner | Available | 72,977 | 13,262 | 218 | 278 | 635 | 1,235 | 1,904 | 2,370 | 2,212 | 1,821 | 1,232 | 1,096 | 261 | | | |
| | Not Available | 175,044 | 32,442 | 959 | 1,012 | 1,937 | 3,081 | 4,063 | 4,612 | 4,189 | 3,792 | 3,345 | 3,698 | 1,754 | | | |
| | Not Stated | 3,645 | 837 | 10 | 16 | 24 | 50 | 72 | 95 | 115 | 99 | 110 | 125 | 121 | | | |
| Gas Cooker/ Electricity | Available | 247,673 | 45,618 | 1,166 | 1,287 | 2,564 | 4,309 | 5,963 | 6,985 | 6,403 | 5,617 | 4,574 | 4,794 | 1,956 | | | / |
| | Not Available | 1,237 | 271 | 14 | 9 | 18 | 19 | 20 | 17 | 25 | 15 | 35 | 28 | 71 | | | |
| | Not Stated | 2,756 | 652 | 7 | 10 | 14 | 38 | 56 | 75 | 88 | 80 | 78 | 97 | 109 | | | |
| Microwave | Available | 40,128 | 7,487 | 111 | 130 | 326 | 645 | 1,001 | 1,338 | 1,265 | 1,052 | 788 | 691 | 140 | | | |
| | Not Available | 207,945 | 38,221 | 1,066 | 1,161 | 2,249 | 3,672 | 4,966 | 5,645 | 5,136 | 4,563 | 3,787 | 4,104 | 1,872 | | | |
| | Not Stated | 3,593 | 833 | 10 | 15 | 21 | 49 | 72 | 94 | 115 | 97 | 112 | 124 | 124 | | | |

Table (Cont.) 26: Households in Jenin Governorate by Availability of Durable Goods to the Household, Household Size and Type of Locality, 2007

| Type of Locality and Availability of Durable Goods | | Total | | Household Size | | | | | | | | | | | | | |
|--|-----------------|---------------|-----------|----------------|-------|-------|-------|-------|-------|-------|-------|-------|-------|-------|-------|-------|--|
| | | Persons | Household | + 11 | 10 | 9 | 8 | 7 | 6 | 5 | 4 | 3 | 2 | | | 1 | |
| Jenin Governorate | Washing Machine | Available | 235,408 | 42,067 | 1,107 | 1,233 | 2,471 | 4,186 | 5,791 | 6,761 | 6,131 | 5,292 | 4,123 | 3,944 | 1,028 | | |
| | | Not Available | 12,684 | 3,655 | 71 | 58 | 102 | 130 | 175 | 222 | 271 | 324 | 457 | 857 | 988 | | |
| | | Not Stated | 3,574 | 819 | 9 | 15 | 23 | 50 | 73 | 94 | 114 | 96 | 107 | 118 | 120 | | |
| Home Library | Available | 46,774 | 7,905 | 215 | 237 | 533 | 870 | 1,263 | 1,434 | 1,202 | 919 | 611 | 486 | 135 | | | |
| | | Not Available | 201,150 | 37,787 | 962 | 1,054 | 2,036 | 3,442 | 4,699 | 5,547 | 5,199 | 4,692 | 3,965 | 4,309 | 1,882 | | |
| | | Not Stated | 3,742 | 849 | 10 | 15 | 27 | 54 | 77 | 96 | 115 | 101 | 111 | 124 | 119 | | |
| Radio/ Recorder | Available | 175,169 | 31,736 | 851 | 893 | 1,800 | 3,067 | 4,274 | 4,982 | 4,561 | 4,004 | 3,164 | 3,119 | 1,021 | | / | |
| | | Not Available | 72,878 | 13,974 | 327 | 397 | 773 | 1,250 | 1,691 | 1,999 | 1,840 | 1,611 | 1,414 | 1,678 | 994 | | |
| | | Not Stated | 3,619 | 831 | 9 | 16 | 23 | 49 | 74 | 96 | 115 | 97 | 109 | 122 | 121 | | |
| T.V. | Available | 241,633 | 43,754 | 1,134 | 1,266 | 2,519 | 4,239 | 5,871 | 6,887 | 6,279 | 5,468 | 4,382 | 4,374 | 1,335 | | | |
| | | Not Available | 6,513 | 1,976 | 44 | 25 | 55 | 78 | 98 | 98 | 124 | 148 | 198 | 426 | 682 | | |
| | | Not Stated | 3,520 | 811 | 9 | 15 | 22 | 49 | 70 | 92 | 113 | 96 | 107 | 119 | 119 | | |
| Video/DVD | Available | 57,009 | 10,108 | 294 | 286 | 569 | 961 | 1,358 | 1,649 | 1,620 | 1,351 | 984 | 894 | 142 | | DVD / | |
| | | Not Available | 190,968 | 35,590 | 883 | 1,005 | 2,002 | 3,355 | 4,604 | 5,331 | 4,782 | 4,262 | 3,591 | 3,901 | 1,874 | | |
| | | Not Stated | 3,689 | 843 | 10 | 15 | 25 | 50 | 77 | 97 | 114 | 99 | 112 | 124 | 120 | | |
| Satellite/ Dish | Available | 208,041 | 37,128 | 947 | 1,033 | 2,135 | 3,625 | 5,134 | 6,131 | 5,607 | 4,784 | 3,624 | 3,370 | 738 | | | |
| | | Not Available | 40,014 | 8,586 | 229 | 258 | 439 | 690 | 830 | 855 | 795 | 830 | 955 | 1,427 | 1,278 | | |
| | | Not Stated | 3,611 | 827 | 11 | 15 | 22 | 51 | 75 | 91 | 114 | 98 | 108 | 122 | 120 | | |
| Telephon Line | Available | 112,774 | 19,512 | 526 | 588 | 1,272 | 2,112 | 2,926 | 3,356 | 2,788 | 2,320 | 1,652 | 1,521 | 451 | | | |
| | | Not Available | 134,830 | 26,118 | 647 | 700 | 1,294 | 2,196 | 3,029 | 3,624 | 3,605 | 3,282 | 2,914 | 3,267 | 1,560 | | |
| | | Not Stated | 4,062 | 911 | 14 | 18 | 30 | 58 | 84 | 97 | 123 | 110 | 121 | 131 | 125 | | |

Table (Cont.) 26: Households in Jenin Governorate by Availability of Durable Goods to the Household, Household Size and Type of Locality, 2007

| Type of Locality and Availability of Durable Goods | | Total | | Household Size | | | | | | | | | | | | |
|--|---------------|---------|-----------|----------------|-----|-------|-------|-------|-------|-------|-------|-------|-------|-------|--|---|
| | | Persons | Household | + 11 | 10 | 9 | 8 | 7 | 6 | 5 | 4 | 3 | 2 | | | 1 |
| Urban Private Car | Available | 31,050 | 5,212 | 155 | 172 | 321 | 577 | 841 | 941 | 816 | 604 | 416 | 330 | 39 | | |
| | Not Available | 114,542 | 21,681 | 496 | 560 | 1,123 | 1,956 | 2,660 | 3,258 | 3,101 | 2,727 | 2,248 | 2,438 | 1,114 | | |
| | Not Stated | 2,635 | 609 | 6 | 9 | 20 | 30 | 49 | 74 | 91 | 67 | 91 | 93 | 79 | | |
| Refrigerator | Available | 140,683 | 25,655 | 625 | 707 | 1,393 | 2,469 | 3,430 | 4,098 | 3,800 | 3,207 | 2,518 | 2,537 | 871 | | |
| | Not Available | 5,258 | 1,300 | 29 | 26 | 56 | 66 | 81 | 113 | 124 | 129 | 158 | 236 | 282 | | |
| | Not Stated | 2,286 | 547 | 3 | 8 | 15 | 28 | 39 | 62 | 84 | 62 | 79 | 88 | 79 | | |
| Solar Boiler | Available | 98,614 | 17,552 | 452 | 516 | 1,026 | 1,799 | 2,460 | 2,865 | 2,581 | 2,137 | 1,644 | 1,607 | 465 | | |
| | Not Available | 47,244 | 9,383 | 201 | 217 | 424 | 736 | 1,047 | 1,343 | 1,343 | 1,196 | 1,029 | 1,161 | 686 | | |
| | Not Stated | 2,369 | 567 | 4 | 8 | 14 | 28 | 43 | 65 | 84 | 65 | 82 | 93 | 81 | | |
| Central Heating | Available | 1,900 | 360 | 4 | 7 | 16 | 36 | 48 | 54 | 61 | 44 | 39 | 43 | 8 | | |
| | Not Available | 144,020 | 26,589 | 649 | 726 | 1,433 | 2,500 | 3,462 | 4,156 | 3,865 | 3,292 | 2,636 | 2,725 | 1,145 | | |
| | Not Stated | 2,307 | 553 | 4 | 8 | 15 | 27 | 40 | 63 | 82 | 62 | 80 | 93 | 79 | | |
| Vacuumm Cleaner | Available | 50,767 | 9,272 | 148 | 188 | 441 | 839 | 1,317 | 1,670 | 1,547 | 1,284 | 879 | 771 | 188 | | |
| | Not Available | 94,972 | 17,644 | 505 | 544 | 1,004 | 1,694 | 2,189 | 2,534 | 2,378 | 2,048 | 1,790 | 1,993 | 965 | | |
| | Not Stated | 2,488 | 586 | 4 | 9 | 19 | 30 | 44 | 69 | 83 | 66 | 86 | 97 | 79 | | |
| Gas Cooker/ Electricity | Available | 145,775 | 26,915 | 645 | 732 | 1,447 | 2,535 | 3,503 | 4,211 | 3,935 | 3,336 | 2,676 | 2,776 | 1,119 | | / |
| | Not Available | 575 | 126 | 9 | 4 | 8 | 7 | 12 | 7 | 7 | 8 | 14 | 13 | 37 | | |
| | Not Stated | 1,877 | 461 | 3 | 5 | 9 | 21 | 35 | 55 | 66 | 54 | 65 | 72 | 76 | | |
| Microwave | Available | 27,081 | 5,031 | 76 | 76 | 218 | 439 | 679 | 910 | 878 | 718 | 505 | 447 | 85 | | |
| | Not Available | 118,722 | 21,891 | 577 | 657 | 1,230 | 2,096 | 2,827 | 3,296 | 3,047 | 2,615 | 2,162 | 2,319 | 1,065 | | |
| | Not Stated | 2,424 | 580 | 4 | 8 | 16 | 28 | 44 | 67 | 83 | 65 | 88 | 95 | 82 | | |

Table (Cont.) 26: Households in Jenin Governorate by Availability of Durable Goods to the Household, Household Size and Type of Locality, 2007

| Type of Locality and Availability of Durable Goods | | Total | | Household Size | | | | | | | | | | | | | |
|--|-----------------|-----------|-----------|----------------|-----|-------|-------|-------|-------|-------|-------|-------|-------|-------|-----|-------|--|
| | | Persons | Household | + 11 | 10 | 9 | 8 | 7 | 6 | 5 | 4 | 3 | 2 | | | 1 | |
| Urban | Washing Machine | Available | 139,606 | 25,076 | 623 | 702 | 1,402 | 2,479 | 3,421 | 4,093 | 3,775 | 3,182 | 2,466 | 2,321 | 612 | | |
| | Not Available | 6,189 | 1,854 | 29 | 31 | 45 | 56 | 84 | 112 | 149 | 152 | 206 | 449 | 541 | | | |
| | Not Stated | 2,432 | 572 | 5 | 8 | 17 | 28 | 45 | 68 | 84 | 64 | 83 | 91 | 79 | | | |
| Home Library | Available | 30,474 | 5,207 | 132 | 141 | 333 | 548 | 818 | 980 | 815 | 613 | 416 | 321 | 90 | | | |
| | Not Available | 115,202 | 21,700 | 520 | 592 | 1,111 | 1,983 | 2,684 | 3,224 | 3,110 | 2,717 | 2,252 | 2,444 | 1,063 | | | |
| | Not Stated | 2,551 | 595 | 5 | 8 | 20 | 32 | 48 | 69 | 83 | 68 | 87 | 96 | 79 | | | |
| Radio/ Recorder | Available | 105,482 | 19,128 | 492 | 523 | 1,042 | 1,840 | 2,575 | 3,060 | 2,866 | 2,426 | 1,882 | 1,829 | 593 | | / | |
| | Not Available | 40,293 | 7,796 | 160 | 209 | 406 | 695 | 930 | 1,143 | 1,059 | 908 | 788 | 938 | 560 | | | |
| | Not Stated | 2,452 | 578 | 5 | 9 | 16 | 28 | 45 | 70 | 83 | 64 | 85 | 94 | 79 | | | |
| T.V. | Available | 142,972 | 26,007 | 632 | 724 | 1,428 | 2,506 | 3,465 | 4,162 | 3,870 | 3,271 | 2,579 | 2,575 | 795 | | | |
| | Not Available | 2,871 | 930 | 20 | 9 | 20 | 29 | 43 | 45 | 55 | 63 | 94 | 194 | 358 | | | |
| | Not Stated | 2,384 | 565 | 5 | 8 | 16 | 28 | 42 | 66 | 83 | 64 | 82 | 92 | 79 | | | |
| Video/DVD | Available | 36,092 | 6,415 | 179 | 177 | 338 | 601 | 865 | 1,080 | 1,050 | 879 | 609 | 549 | 88 | | DVD / | |
| | Not Available | 109,659 | 20,505 | 473 | 556 | 1,108 | 1,934 | 2,638 | 3,124 | 2,875 | 2,453 | 2,061 | 2,218 | 1,065 | | | |
| | Not Stated | 2,476 | 582 | 5 | 8 | 18 | 28 | 47 | 69 | 83 | 66 | 85 | 94 | 79 | | | |
| Satellite/ Dish | Available | 126,871 | 22,746 | 547 | 616 | 1,254 | 2,213 | 3,103 | 3,829 | 3,530 | 2,926 | 2,206 | 2,063 | 459 | | | |
| | Not Available | 18,908 | 4,181 | 104 | 117 | 194 | 320 | 401 | 378 | 395 | 407 | 466 | 705 | 694 | | | |
| | Not Stated | 2,448 | 575 | 6 | 8 | 16 | 30 | 46 | 66 | 83 | 65 | 83 | 93 | 79 | | | |
| Telephon Line | Available | 68,695 | 11,974 | 307 | 329 | 724 | 1,289 | 1,778 | 2,117 | 1,773 | 1,433 | 1,016 | 921 | 287 | | | |
| | Not Available | 76,995 | 14,934 | 345 | 403 | 722 | 1,244 | 1,723 | 2,088 | 2,151 | 1,895 | 1,653 | 1,845 | 865 | | | |
| | Not Stated | 2,537 | 594 | 5 | 9 | 18 | 30 | 49 | 68 | 84 | 70 | 86 | 95 | 80 | | | |

Table (Cont.) 26: Households in Jenin Governorate by Availability of Durable Goods to the Household, Household Size and Type of Locality, 2007

| Type of Locality and Availability of Durable Goods | | Total | | Household Size | | | | | | | | | | | | | |
|--|---------------|---------|-----------|----------------|-----|-------|-------|-------|-------|-------|-------|-------|-------|-----|--|---|---|
| | | Persons | Household | + 11 | 10 | 9 | 8 | 7 | 6 | 5 | 4 | 3 | 2 | | | 1 | |
| Rural | | | | | | | | | | | | | | | | | |
| Private Car | Available | 15,319 | 2,448 | 100 | 108 | 184 | 295 | 407 | 436 | 336 | 280 | 143 | 142 | 17 | | | |
| | Not Available | 76,843 | 14,357 | 394 | 410 | 850 | 1,326 | 1,801 | 2,049 | 1,862 | 1,734 | 1,541 | 1,654 | 736 | | | |
| | Not Stated | 1,101 | 233 | 7 | 6 | 6 | 18 | 27 | 24 | 32 | 28 | 23 | 28 | 34 | | | |
| Refrigerator | Available | 85,202 | 15,237 | 446 | 472 | 958 | 1,530 | 2,081 | 2,348 | 2,046 | 1,859 | 1,482 | 1,504 | 511 | | | |
| | Not Available | 7,077 | 1,587 | 49 | 46 | 78 | 93 | 129 | 139 | 158 | 157 | 204 | 293 | 241 | | | |
| | Not Stated | 984 | 214 | 6 | 6 | 4 | 16 | 25 | 22 | 26 | 26 | 21 | 27 | 35 | | | |
| Solar Boiler | Available | 61,489 | 10,845 | 332 | 355 | 703 | 1,122 | 1,503 | 1,693 | 1,493 | 1,274 | 1,026 | 1,025 | 319 | | | |
| | Not Available | 30,776 | 5,975 | 164 | 163 | 333 | 500 | 705 | 794 | 711 | 742 | 660 | 771 | 432 | | | |
| | Not Stated | 998 | 218 | 5 | 6 | 4 | 17 | 27 | 22 | 26 | 26 | 21 | 28 | 36 | | | |
| Central Heating | Available | 569 | 119 | 1 | 3 | 5 | 12 | 14 | 8 | 20 | 18 | 12 | 7 | 19 | | | |
| | Not Available | 91,672 | 16,698 | 494 | 515 | 1,031 | 1,610 | 2,195 | 2,478 | 2,183 | 1,996 | 1,674 | 1,788 | 734 | | | |
| | Not Stated | 1,022 | 221 | 6 | 6 | 4 | 17 | 26 | 23 | 27 | 28 | 21 | 29 | 34 | | | |
| Vacuumm Cleaner | Available | 19,081 | 3,423 | 63 | 82 | 167 | 338 | 503 | 594 | 575 | 452 | 306 | 276 | 67 | | | |
| | Not Available | 73,162 | 13,393 | 432 | 436 | 869 | 1,284 | 1,706 | 1,893 | 1,628 | 1,561 | 1,380 | 1,520 | 684 | | | |
| | Not Stated | 1,020 | 222 | 6 | 6 | 4 | 17 | 26 | 22 | 27 | 29 | 21 | 28 | 36 | | | |
| Gas Cooker/ Electricity | Available | 91,862 | 16,732 | 493 | 515 | 1,026 | 1,613 | 2,207 | 2,483 | 2,194 | 2,012 | 1,675 | 1,786 | 728 | | | / |
| | Not Available | 634 | 138 | 4 | 5 | 10 | 12 | 8 | 10 | 18 | 7 | 19 | 13 | 32 | | | |
| | Not Stated | 767 | 168 | 4 | 4 | 4 | 14 | 20 | 16 | 18 | 23 | 13 | 25 | 27 | | | |
| Microwave | Available | 10,916 | 2,048 | 28 | 49 | 90 | 174 | 276 | 350 | 327 | 271 | 231 | 203 | 49 | | | |
| | Not Available | 81,312 | 14,765 | 467 | 469 | 946 | 1,447 | 1,933 | 2,136 | 1,876 | 1,743 | 1,454 | 1,592 | 702 | | | |
| | Not Stated | 1,035 | 225 | 6 | 6 | 4 | 18 | 26 | 23 | 27 | 28 | 22 | 29 | 36 | | | |

Table (Cont.) 26: Households in Jenin Governorate by Availability of Durable Goods to the Household, Household Size and Type of Locality, 2007

| Type of Locality and Availability of Durable Goods | | Total | | Household Size | | | | | | | | | | | | | |
|--|---------------|---------------|---------------|----------------|-----|-------|-------|-------|-------|-------|-------|-------|-------|-----|--|---|-------|
| | | Persons | Household | + 11 | 10 | 9 | 8 | 7 | 6 | 5 | 4 | 3 | 2 | | | 1 | |
| Rural | | | | | | | | | | | | | | | | | |
| Washing Machine | Available | 86,132 | 15,160 | 456 | 491 | 980 | 1,550 | 2,123 | 2,379 | 2,091 | 1,850 | 1,457 | 1,423 | 360 | | | |
| | Not Available | 6,123 | 1,659 | 41 | 27 | 55 | 70 | 86 | 108 | 114 | 164 | 228 | 374 | 392 | | | |
| | Not Stated | 1,008 | 219 | 4 | 6 | 5 | 19 | 26 | 22 | 25 | 28 | 22 | 27 | 35 | | | |
| Home Library | Available | 15,024 | 2,488 | 78 | 88 | 187 | 293 | 407 | 419 | 356 | 279 | 186 | 154 | 41 | | | |
| | Not Available | 77,190 | 14,325 | 418 | 430 | 847 | 1,328 | 1,801 | 2,067 | 1,847 | 1,734 | 1,499 | 1,642 | 712 | | | |
| | Not Stated | 1,049 | 225 | 5 | 6 | 6 | 18 | 27 | 23 | 27 | 29 | 22 | 28 | 34 | | | |
| Radio/ Recorder | Available | 62,028 | 11,148 | 332 | 341 | 686 | 1,098 | 1,505 | 1,693 | 1,498 | 1,382 | 1,125 | 1,121 | 367 | | | / |
| | Not Available | 30,202 | 5,665 | 165 | 177 | 348 | 523 | 703 | 794 | 705 | 631 | 560 | 675 | 384 | | | |
| | Not Stated | 1,033 | 225 | 4 | 6 | 6 | 18 | 27 | 22 | 27 | 29 | 22 | 28 | 36 | | | |
| T.V. | Available | 88,766 | 15,830 | 473 | 502 | 1,000 | 1,573 | 2,158 | 2,437 | 2,138 | 1,933 | 1,587 | 1,576 | 453 | | | |
| | Not Available | 3,495 | 990 | 24 | 16 | 35 | 48 | 51 | 50 | 67 | 81 | 97 | 221 | 300 | | | |
| | Not Stated | 1,002 | 218 | 4 | 6 | 5 | 18 | 26 | 22 | 25 | 28 | 23 | 27 | 34 | | | |
| Video/DVD | Available | 18,449 | 3,255 | 105 | 96 | 211 | 312 | 436 | 489 | 500 | 416 | 338 | 300 | 52 | | | DVD / |
| | Not Available | 73,750 | 13,552 | 391 | 422 | 824 | 1,308 | 1,771 | 1,997 | 1,704 | 1,597 | 1,344 | 1,494 | 700 | | | |
| | Not Stated | 1,064 | 231 | 5 | 6 | 5 | 19 | 28 | 23 | 26 | 29 | 25 | 30 | 35 | | | |
| Satellite/ Dish | Available | 72,963 | 12,865 | 375 | 386 | 804 | 1,275 | 1,817 | 2,050 | 1,852 | 1,639 | 1,258 | 1,161 | 248 | | | |
| | Not Available | 19,271 | 3,949 | 121 | 132 | 231 | 346 | 391 | 438 | 352 | 374 | 426 | 634 | 504 | | | |
| | Not Stated | 1,029 | 224 | 5 | 6 | 5 | 18 | 27 | 21 | 26 | 29 | 23 | 29 | 35 | | | |
| Telephon Line | Available | 39,386 | 6,693 | 200 | 236 | 503 | 736 | 1,028 | 1,089 | 901 | 782 | 561 | 514 | 143 | | | |
| | Not Available | 52,546 | 10,069 | 292 | 280 | 528 | 879 | 1,175 | 1,396 | 1,295 | 1,225 | 1,117 | 1,276 | 606 | | | |
| | Not Stated | 1,331 | 276 | 9 | 8 | 9 | 24 | 32 | 24 | 34 | 35 | 29 | 34 | 38 | | | |

Table (Cont.) 26: Households in Jenin Governorate by Availability of Durable Goods to the Household, Household Size and Type of Locality, 2007

| Type of Locality and Availability of Durable Goods | | Total | | Household Size | | | | | | | | | | | | | |
|--|---------------|---------|-----------|----------------|----|----|-----|-----|-----|-----|-----|-----|-----|-----|--|---|---|
| | | Persons | Household | + 11 | 10 | 9 | 8 | 7 | 6 | 5 | 4 | 3 | 2 | | | 1 | |
| Camps | | | | | | | | | | | | | | | | | |
| Private Car | Available | 1,401 | 227 | 6 | 5 | 20 | 32 | 37 | 40 | 34 | 29 | 15 | 8 | 1 | | | |
| | Not Available | 8,630 | 1,744 | 23 | 35 | 71 | 129 | 215 | 250 | 238 | 239 | 208 | 226 | 110 | | | |
| | Not Stated | 145 | 30 | - | 1 | 1 | 3 | 2 | 5 | 6 | 4 | 2 | - | 6 | | | |
| Refrigerator | Available | 9,850 | 1,903 | 29 | 40 | 91 | 159 | 248 | 290 | 269 | 262 | 210 | 215 | 90 | | | |
| | Not Available | 200 | 73 | - | - | - | 2 | 4 | 1 | 4 | 7 | 14 | 19 | 22 | | | |
| | Not Stated | 126 | 25 | - | 1 | 1 | 3 | 2 | 4 | 5 | 3 | 1 | - | 5 | | | |
| Solar Boiler | Available | 5,101 | 953 | 18 | 22 | 48 | 82 | 137 | 141 | 145 | 133 | 96 | 106 | 25 | | | |
| | Not Available | 4,949 | 1,023 | 11 | 18 | 43 | 79 | 115 | 150 | 128 | 136 | 128 | 128 | 87 | | | |
| | Not Stated | 126 | 25 | - | 1 | 1 | 3 | 2 | 4 | 5 | 3 | 1 | - | 5 | | | |
| Central Heating | Available | 112 | 21 | - | - | 2 | 2 | 2 | 5 | 1 | 4 | 3 | 2 | - | | | |
| | Not Available | 9,936 | 1,953 | 29 | 40 | 89 | 159 | 250 | 287 | 272 | 264 | 220 | 232 | 111 | | | |
| | Not Stated | 128 | 27 | - | 1 | 1 | 3 | 2 | 3 | 5 | 4 | 2 | - | 6 | | | |
| Vacuumm Cleaner | Available | 3,129 | 567 | 7 | 8 | 27 | 58 | 84 | 106 | 90 | 85 | 47 | 49 | 6 | | | |
| | Not Available | 6,910 | 1,405 | 22 | 32 | 64 | 103 | 168 | 185 | 183 | 183 | 175 | 185 | 105 | | | |
| | Not Stated | 137 | 29 | - | 1 | 1 | 3 | 2 | 4 | 5 | 4 | 3 | - | 6 | | | |
| Gas Cooker/ Electricity | Available | 10,036 | 1,971 | 28 | 40 | 91 | 161 | 253 | 291 | 274 | 269 | 223 | 232 | 109 | | | / |
| | Not Available | 28 | 7 | 1 | - | - | - | - | - | - | - | 2 | 2 | 2 | | | |
| | Not Stated | 112 | 23 | - | 1 | 1 | 3 | 1 | 4 | 4 | 3 | - | - | 6 | | | |
| Microwave | Available | 2,131 | 408 | 7 | 5 | 18 | 32 | 46 | 78 | 60 | 63 | 52 | 41 | 6 | | | |
| | Not Available | 7,911 | 1,565 | 22 | 35 | 73 | 129 | 206 | 213 | 213 | 205 | 171 | 193 | 105 | | | |
| | Not Stated | 134 | 28 | - | 1 | 1 | 3 | 2 | 4 | 5 | 4 | 2 | - | 6 | | | |

Table (Cont.) 26: Households in Jenin Governorate by Availability of Durable Goods to the Household, Household Size and Type of Locality, 2007

| Type of Locality and Availability of Durable Goods | | Total | | Household Size | | | | | | | | | | | | |
|--|-------------------------------|---------|-----------|----------------|----|----|-----|-----|-----|-----|-----|-----|-----|-----|--|-------|
| | | Persons | Household | + 11 | 10 | 9 | 8 | 7 | 6 | 5 | 4 | 3 | 2 | | | 1 |
| Camps | Washing Machine Available | 9,670 | 1,831 | 28 | 40 | 89 | 157 | 247 | 289 | 265 | 260 | 200 | 200 | 56 | | |
| | Washing Machine Not Available | 372 | 142 | 1 | - | 2 | 4 | 5 | 2 | 8 | 8 | 23 | 34 | 55 | | |
| | Washing Machine Not Stated | 134 | 28 | - | 1 | 1 | 3 | 2 | 4 | 5 | 4 | 2 | - | 6 | | |
| Home Library | Home Library Available | 1,276 | 210 | 5 | 8 | 13 | 29 | 38 | 35 | 31 | 27 | 9 | 11 | 4 | | |
| | Home Library Not Available | 8,758 | 1,762 | 24 | 32 | 78 | 131 | 214 | 256 | 242 | 241 | 214 | 223 | 107 | | |
| | Home Library Not Stated | 142 | 29 | - | 1 | 1 | 4 | 2 | 4 | 5 | 4 | 2 | - | 6 | | |
| Radio/ Recorder | Radio/ Recorder Available | 7,659 | 1,460 | 27 | 29 | 72 | 129 | 194 | 229 | 197 | 196 | 157 | 169 | 61 | | / |
| | Radio/ Recorder Not Available | 2,383 | 513 | 2 | 11 | 19 | 32 | 58 | 62 | 76 | 72 | 66 | 65 | 50 | | |
| | Radio/ Recorder Not Stated | 134 | 28 | - | 1 | 1 | 3 | 2 | 4 | 5 | 4 | 2 | - | 6 | | |
| T.V. | T.V. Available | 9,895 | 1,917 | 29 | 40 | 91 | 160 | 248 | 288 | 271 | 264 | 216 | 223 | 87 | | |
| | T.V. Not Available | 147 | 56 | - | - | - | 1 | 4 | 3 | 2 | 4 | 7 | 11 | 24 | | |
| | T.V. Not Stated | 134 | 28 | - | 1 | 1 | 3 | 2 | 4 | 5 | 4 | 2 | - | 6 | | |
| Video/DVD | Video/DVD Available | 2,468 | 438 | 10 | 13 | 20 | 48 | 57 | 80 | 70 | 56 | 37 | 45 | 2 | | DVD / |
| | Video/DVD Not Available | 7,559 | 1,533 | 19 | 27 | 70 | 113 | 195 | 210 | 203 | 212 | 186 | 189 | 109 | | |
| | Video/DVD Not Stated | 149 | 30 | - | 1 | 2 | 3 | 2 | 5 | 5 | 4 | 2 | - | 6 | | |
| Satellite/ Dish | Satellite/ Dish Available | 8,207 | 1,517 | 25 | 31 | 77 | 137 | 214 | 252 | 225 | 219 | 160 | 146 | 31 | | |
| | Satellite/ Dish Not Available | 1,835 | 456 | 4 | 9 | 14 | 24 | 38 | 39 | 48 | 49 | 63 | 88 | 80 | | |
| | Satellite/ Dish Not Stated | 134 | 28 | - | 1 | 1 | 3 | 2 | 4 | 5 | 4 | 2 | - | 6 | | |
| Telephon Line | Telephon Line Available | 4,693 | 845 | 19 | 23 | 45 | 87 | 120 | 150 | 114 | 105 | 75 | 86 | 21 | | |
| | Telephon Line Not Available | 5,289 | 1,115 | 10 | 17 | 44 | 73 | 131 | 140 | 159 | 162 | 144 | 146 | 89 | | |
| | Telephon Line Not Stated | 194 | 41 | - | 1 | 3 | 4 | 3 | 5 | 5 | 5 | 6 | 2 | 7 | | |

Table 27: Households and Palestinian Persons in Jenin Governorate by Refugee Status of Head of Household and Number of Rooms for Household, 2007

| Refugee Status of Head of Household | Total | | Number of Rooms for Household | | | | | | | | | | | | | |
|-------------------------------------|----------------|---------------|-------------------------------|------------|---------------|--------------|---------------|--------------|---------------|---------------|---------------|---------------|---------------|--------------|--------------|--------------|
| | | | +6 | | 5 | | 4 | | 3 | | 2 | | 1 | | | |
| | Persons | Households | Persons | Households | Persons | Households | Persons | Households | Persons | Households | Persons | Households | Persons | Households | | |
| Registered Refugee | 80,563 | 14,961 | 260 | 48 | 3,876 | 562 | 11,579 | 1,849 | 26,115 | 4,519 | 27,324 | 5,193 | 9,702 | 2,220 | 1,707 | 570 |
| Non-Registered Refugee | 1,899 | 437 | 14 | 3 | 85 | 19 | 290 | 55 | 620 | 128 | 601 | 141 | 249 | 68 | 40 | 23 |
| Non-Refugee | 165,849 | 30,357 | 586 | 117 | 12,397 | 1,754 | 25,226 | 4,084 | 54,954 | 9,475 | 50,715 | 9,629 | 18,749 | 4,192 | 3,222 | 1,106 |
| Not Stated | 3,317 | 772 | 2,809 | 666 | 42 | 9 | 80 | 14 | 159 | 33 | 158 | 33 | 34 | 10 | 35 | 7 |
| Total | 251,628 | 46,527 | 3,669 | 834 | 16,400 | 2,344 | 37,175 | 6,002 | 81,848 | 14,155 | 78,798 | 14,996 | 28,734 | 6,490 | 5,004 | 1,706 |

Table 28: Households in Jenin Governorate by Housing Density, Number of Rooms for Household and Type of Locality, 2007

| Type of Locality and Housing Density | Number of Rooms | | | | | | | | | | | | | | |
|--------------------------------------|-----------------|---------------|------------|--------------|-------------|--------------|-------------|---------------|-------------|---------------|-------------|--------------|------------|--------------|-----------|
| | Total | | +6 | | 5 | | 4 | | 3 | | 2 | | 1 | | |
| | % | No. | % | No. | % | No. | % | No. | % | No. | % | No. | % | No. | |
| Jenin Governorate | | | | | | | | | | | | | | | |
| Less than 1 | 100 | 7,762 | 11.4 | 883 | 19.0 | 1,475 | 33.5 | 2,600 | 28.2 | 2,187 | 7.9 | 617 | 0.0 | - | 1 |
| 1.00-1.99 | 100 | 22,412 | 6.3 | 1,401 | 18.1 | 4,065 | 37.1 | 8,308 | 27.0 | 6,049 | 9.0 | 2,010 | 2.6 | 579 | 1.00-1.99 |
| 2.00-2.99 | 100 | 11,127 | 0.5 | 58 | 4.1 | 452 | 27.8 | 3,092 | 48.4 | 5,389 | 15.6 | 1,741 | 3.5 | 395 | 2.00-2.99 |
| 3.00+ | 100 | 4,406 | 0.0 | 2 | 0.2 | 11 | 3.6 | 159 | 31.3 | 1,380 | 48.2 | 2,122 | 16.6 | 732 | 3.00+ |
| Total | 100 | 45,707 | 5.1 | 2,344 | 13.1 | 6,003 | 31.0 | 14,159 | 32.8 | 15,005 | 14.2 | 6,490 | 3.7 | 1,706 | |
| Urban | | | | | | | | | | | | | | | |
| Less than 1 | 100 | 4,689 | 12.1 | 568 | 19.9 | 931 | 33.3 | 1,562 | 27.2 | 1,277 | 7.5 | 351 | 0.0 | - | 1 |
| 1.00-1.99 | 100 | 13,478 | 6.8 | 920 | 19.3 | 2,606 | 37.3 | 5,022 | 26.1 | 3,519 | 8.2 | 1,108 | 2.2 | 303 | 1.00-1.99 |
| 2.00-2.99 | 100 | 6,288 | 0.5 | 31 | 4.1 | 258 | 28.3 | 1,777 | 47.7 | 2,999 | 16.1 | 1,012 | 3.4 | 211 | 2.00-2.99 |
| 3.00+ | 100 | 2,470 | 0.1 | 2 | 0.2 | 6 | 3.4 | 85 | 29.8 | 737 | 49.1 | 1,212 | 17.3 | 428 | 3.00+ |
| Total | 100 | 26,925 | 5.6 | 1,521 | 14.1 | 3,801 | 31.4 | 8,446 | 31.7 | 8,532 | 13.7 | 3,683 | 3.5 | 942 | |
| Rural | | | | | | | | | | | | | | | |
| Less than 1 | 100 | 2,769 | 10.8 | 299 | 18.8 | 521 | 34.4 | 952 | 28.1 | 778 | 7.9 | 219 | 0.0 | - | 1 |
| 1.00-1.99 | 100 | 7,978 | 5.8 | 465 | 17.0 | 1,355 | 37.2 | 2,965 | 27.2 | 2,173 | 9.7 | 774 | 3.1 | 246 | 1.00-1.99 |
| 2.00-2.99 | 100 | 4,305 | 0.6 | 27 | 4.3 | 183 | 28.3 | 1,217 | 48.5 | 2,087 | 14.6 | 629 | 3.8 | 162 | 2.00-2.99 |
| 3.00+ | 100 | 1,756 | 0.0 | - | 0.3 | 5 | 4.0 | 71 | 33.0 | 580 | 46.5 | 817 | 16.1 | 283 | 3.00+ |
| Total | 100 | 16,808 | 4.7 | 791 | 12.3 | 2,064 | 31.0 | 5,205 | 33.4 | 5,618 | 14.5 | 2,439 | 4.1 | 691 | |
| Camps | | | | | | | | | | | | | | | |
| Less than 1 | 100 | 304 | 5.3 | 16 | 7.6 | 23 | 28.3 | 86 | 43.4 | 132 | 15.5 | 47 | 0.0 | - | 1 |
| 1.00-1.99 | 100 | 956 | 1.7 | 16 | 10.9 | 104 | 33.6 | 321 | 37.3 | 357 | 13.4 | 128 | 3.1 | 30 | 1.00-1.99 |
| 2.00-2.99 | 100 | 534 | 0.0 | - | 2.1 | 11 | 18.4 | 98 | 56.7 | 303 | 18.7 | 100 | 4.1 | 22 | 2.00-2.99 |
| 3.00+ | 100 | 180 | 0.0 | - | 0.0 | - | 1.7 | 3 | 35.0 | 63 | 51.7 | 93 | 11.7 | 21 | 3.00+ |
| Total | 100 | 1,974 | 1.6 | 32 | 7.0 | 138 | 25.7 | 508 | 43.3 | 855 | 18.6 | 368 | 3.7 | 73 | |

Table 29: Households in Jenin Governorate by Availability of Durable Goods, Number of Rooms for Household and Type of Locality, 2007

| Type of Locality and Availability of Durable Goods | Number of Rooms | | | | | | | | | | | | | | | |
|--|-----------------|--------|------------|-----|------|-------|------|-------|------|--------|------|--------|------|-------|-----|-------|
| | Total | | Not Stated | | +6 | | 5 | | 4 | | 3 | | 2 | | 1 | |
| | % | No. | % | No. | % | No. | % | No. | % | No. | % | No. | % | No. | % | No. |
| Jenin Governorate | | | | | | | | | | | | | | | | |
| Private Car | 100 | 7,887 | 0.3 | 26 | 10.7 | 841 | 22.2 | 1,748 | 35.6 | 2,808 | 24.8 | 1,958 | 5.7 | 449 | 0.7 | 57 |
| Refrigerator | 100 | 42,795 | 0.3 | 131 | 5.4 | 2,294 | 13.7 | 5,877 | 31.9 | 13,668 | 33.0 | 14,107 | 13.1 | 5,598 | 2.6 | 1,120 |
| Solar Boiler | 100 | 29,350 | 0.3 | 97 | 6.8 | 2,005 | 16.0 | 4,704 | 34.3 | 10,081 | 31.2 | 9,156 | 9.7 | 2,852 | 1.6 | 455 |
| Central Heating | 100 | 500 | 0.2 | 1 | 14.8 | 74 | 17.8 | 89 | 30.2 | 151 | 26.6 | 133 | 9.4 | 47 | 1.0 | 5 |
| Vacuumm Cleaner | 100 | 13,262 | 0.3 | 45 | 9.4 | 1,249 | 21.3 | 2,829 | 36.5 | 4,837 | 26.2 | 3,472 | 5.7 | 760 | 0.5 | 70 |
| Gas Cooker/ Electricity | 100 | 45,618 | 0.4 | 205 | 5.1 | 2,338 | 13.1 | 5,990 | 31.0 | 14,121 | 32.7 | 14,936 | 14.0 | 6,407 | 3.6 | 1,621 |
| Microwave | 100 | 7,487 | 0.2 | 18 | 10.0 | 750 | 21.6 | 1,620 | 35.2 | 2,637 | 26.1 | 1,957 | 6.0 | 450 | 0.7 | 55 |
| Washing Machine | 100 | 42,067 | 0.3 | 126 | 5.4 | 2,286 | 13.9 | 5,855 | 32.3 | 13,579 | 33.1 | 13,934 | 12.7 | 5,327 | 2.3 | 960 |
| Home Library | 100 | 7,905 | 0.2 | 18 | 11.5 | 913 | 23.1 | 1,826 | 35.4 | 2,797 | 23.4 | 1,852 | 5.7 | 450 | 0.6 | 49 |
| Radio/ Recorder | 100 | 31,736 | 0.3 | 100 | 6.2 | 1,962 | 14.9 | 4,742 | 32.5 | 10,316 | 31.6 | 10,022 | 12.1 | 3,830 | 2.4 | 764 |
| T.V. | 100 | 43,754 | 0.3 | 130 | 5.3 | 2,302 | 13.5 | 5,914 | 31.7 | 13,882 | 33.1 | 14,478 | 13.4 | 5,868 | 2.7 | 1,180 |
| Video/DVD | 100 | 10,108 | 0.3 | 30 | 8.7 | 884 | 18.7 | 1,887 | 34.1 | 3,442 | 28.8 | 2,914 | 8.4 | 852 | 1.0 | 99 |
| Satellite/ Dish | 100 | 37,128 | 0.3 | 106 | 5.8 | 2,162 | 14.7 | 5,459 | 33.1 | 12,300 | 32.6 | 12,100 | 11.6 | 4,310 | 1.9 | 691 |
| Phone Line | 100 | 19,512 | 0.3 | 55 | 8.2 | 1,593 | 18.6 | 3,622 | 34.9 | 6,819 | 29.1 | 5,680 | 7.9 | 1,550 | 1.0 | 193 |
| Urban | | | | | | | | | | | | | | | | |
| Private Car | 100 | 5,212 | 0.3 | 18 | 11.4 | 593 | 23.5 | 1,223 | 35.1 | 1,829 | 23.5 | 1,225 | 5.6 | 292 | 0.6 | 32 |
| Refrigerator | 100 | 25,655 | 0.3 | 79 | 5.8 | 1,495 | 14.6 | 3,745 | 32.1 | 8,228 | 31.7 | 8,143 | 12.8 | 3,285 | 2.7 | 680 |
| Solar Boiler | 100 | 17,552 | 0.3 | 59 | 7.5 | 1,317 | 17.3 | 3,029 | 34.6 | 6,077 | 29.5 | 5,174 | 9.3 | 1,636 | 1.5 | 260 |
| Central Heating | 100 | 360 | 0.0 | - | 15.3 | 55 | 19.2 | 69 | 31.1 | 112 | 22.2 | 80 | 11.4 | 41 | 0.8 | 3 |
| Vacuumm Cleaner | 100 | 9,272 | 0.4 | 35 | 9.7 | 903 | 22.5 | 2,082 | 36.6 | 3,398 | 24.7 | 2,288 | 5.6 | 521 | 0.5 | 45 |
| Gas Cooker/ Electricity | 100 | 26,915 | 0.5 | 130 | 5.6 | 1,520 | 14.1 | 3,797 | 31.3 | 8,421 | 31.6 | 8,498 | 13.5 | 3,644 | 3.4 | 905 |
| Microwave | 100 | 5,031 | 0.3 | 15 | 10.6 | 535 | 23.1 | 1,160 | 35.6 | 1,790 | 23.8 | 1,199 | 5.9 | 296 | 0.7 | 36 |
| Washing Machine | 100 | 25,076 | 0.3 | 76 | 5.9 | 1,491 | 14.9 | 3,730 | 32.5 | 8,158 | 31.8 | 7,977 | 12.3 | 3,074 | 2.3 | 570 |
| Home Library | 100 | 5,207 | 0.2 | 12 | 12.2 | 633 | 24.3 | 1,264 | 35.4 | 1,845 | 21.8 | 1,133 | 5.5 | 288 | 0.6 | 32 |
| Radio/ Recorder | 100 | 19,128 | 0.3 | 60 | 6.8 | 1,306 | 16.2 | 3,103 | 33.2 | 6,352 | 30.0 | 5,732 | 11.3 | 2,162 | 2.2 | 413 |
| T.V. | 100 | 26,007 | 0.3 | 81 | 5.8 | 1,499 | 14.5 | 3,760 | 32.0 | 8,328 | 31.8 | 8,282 | 13.0 | 3,369 | 2.6 | 688 |
| Video/DVD | 100 | 6,415 | 0.3 | 19 | 9.3 | 594 | 20.1 | 1,289 | 35.6 | 2,281 | 26.5 | 1,698 | 7.4 | 477 | 0.9 | 57 |
| Satellite/ Dish | 100 | 22,746 | 0.3 | 69 | 6.3 | 1,424 | 15.6 | 3,553 | 33.1 | 7,532 | 31.4 | 7,144 | 11.4 | 2,595 | 1.9 | 429 |
| Phone Line | 100 | 11,974 | 0.3 | 32 | 8.9 | 1,060 | 20.0 | 2,397 | 35.4 | 4,236 | 27.0 | 3,232 | 7.6 | 916 | 0.8 | 101 |

Table 29 (Cont.): Households in Jenin Governorate by Availability of Durable Goods, Number of Rooms for Household and Type of Locality, 2007

| Type of Locality and Availability of Durable Goods | Number of Rooms | | | | | | | | | | | | | | | | | |
|--|-----------------|--------|------------|-----|------|-----|------|-------|------|-------|------|-------|------|-------|-----|-----|-------|--|
| | Total | | Not Stated | | +6 | | 5 | | 4 | | 3 | | 2 | | 1 | | | |
| | % | No. | % | No. | % | No. | % | No. | % | No. | % | No. | % | No. | % | No. | | |
| Rural | | | | | | | | | | | | | | | | | | |
| Private Car | 100 | 2,448 | 0.3 | 8 | 9.8 | 241 | 20.3 | 498 | 37.2 | 910 | 25.9 | 633 | 5.7 | 139 | 0.8 | 19 | | |
| Refrigerator | 100 | 15,237 | 0.3 | 47 | 5.0 | 767 | 13.1 | 1,998 | 32.4 | 4,939 | 33.6 | 5,127 | 12.9 | 1,971 | 2.5 | 388 | | |
| Solar Boiler | 100 | 10,845 | 0.3 | 33 | 6.2 | 669 | 14.6 | 1,588 | 34.3 | 3,720 | 32.9 | 3,565 | 10.1 | 1,095 | 1.6 | 175 | | |
| Central Heating | 100 | 119 | 0.8 | 1 | 16.0 | 19 | 16.8 | 20 | 25.2 | 30 | 37.0 | 44 | 2.5 | 3 | 1.7 | 2 | | |
| Vacuumm Cleaner | 100 | 3,423 | 0.3 | 10 | 9.5 | 326 | 20.0 | 683 | 36.8 | 1,259 | 27.5 | 941 | 5.4 | 186 | 0.5 | 18 | | |
| Gas Cooker/ Electricity | 100 | 16,732 | 0.4 | 70 | 4.7 | 786 | 12.3 | 2,057 | 31.0 | 5,192 | 33.4 | 5,584 | 14.3 | 2,399 | 3.8 | 644 | / | |
| Microwave | 100 | 2,048 | 0.1 | 3 | 9.8 | 201 | 20.5 | 419 | 35.0 | 717 | 28.1 | 576 | 5.7 | 116 | 0.8 | 16 | | |
| Washing Machine | 100 | 15,160 | 0.3 | 48 | 5.0 | 764 | 13.1 | 1,991 | 32.5 | 4,923 | 33.9 | 5,144 | 12.8 | 1,940 | 2.3 | 350 | | |
| Home Library | 100 | 2,488 | 0.2 | 6 | 10.9 | 270 | 21.3 | 531 | 35.5 | 882 | 25.6 | 637 | 5.9 | 148 | 0.6 | 14 | | |
| Radio/ Recorder | 100 | 11,148 | 0.3 | 38 | 5.6 | 629 | 13.7 | 1,528 | 32.1 | 3,580 | 32.8 | 3,651 | 12.6 | 1,409 | 2.8 | 313 | / | |
| T.V. | 100 | 15,830 | 0.3 | 47 | 4.9 | 772 | 12.7 | 2,018 | 31.9 | 5,051 | 33.9 | 5,365 | 13.6 | 2,146 | 2.7 | 431 | | |
| Video/DVD | 100 | 3,255 | 0.3 | 10 | 8.6 | 280 | 17.2 | 561 | 32.1 | 1,044 | 30.8 | 1,002 | 9.8 | 318 | 1.2 | 40 | DVD / | |
| Satellite/ Dish | 100 | 12,865 | 0.3 | 36 | 5.5 | 706 | 13.9 | 1,786 | 33.7 | 4,335 | 33.2 | 4,276 | 11.6 | 1,490 | 1.8 | 236 | | |
| Phone Line | 100 | 6,693 | 0.3 | 23 | 7.6 | 508 | 17.1 | 1,146 | 34.7 | 2,325 | 31.0 | 2,073 | 8.2 | 546 | 1.1 | 72 | | |
| Camps | | | | | | | | | | | | | | | | | | |
| Private Car | 100 | 227 | 0.0 | - | 3.1 | 7 | 11.9 | 27 | 30.4 | 69 | 44.1 | 100 | 7.9 | 18 | 2.6 | 6 | | |
| Refrigerator | 100 | 1,903 | 0.3 | 5 | 1.7 | 32 | 7.0 | 134 | 26.3 | 501 | 44.0 | 837 | 18.0 | 342 | 2.7 | 52 | | |
| Solar Boiler | 100 | 953 | 0.5 | 5 | 2.0 | 19 | 9.1 | 87 | 29.8 | 284 | 43.8 | 417 | 12.7 | 121 | 2.1 | 20 | | |
| Central Heating | 100 | 21 | 0.0 | - | 0.0 | - | 0.0 | - | 42.9 | 9 | 42.9 | 9 | 14.3 | 3 | 0.0 | - | | |
| Vacuumm Cleaner | 100 | 567 | 0.0 | - | 3.5 | 20 | 11.3 | 64 | 31.7 | 180 | 42.9 | 243 | 9.3 | 53 | 1.2 | 7 | | |
| Gas Cooker/ Electricity | 100 | 1,971 | 0.3 | 5 | 1.6 | 32 | 6.9 | 136 | 25.8 | 508 | 43.3 | 854 | 18.5 | 364 | 3.7 | 72 | / | |
| Microwave | 100 | 408 | 0.0 | - | 3.4 | 14 | 10.0 | 41 | 31.9 | 130 | 44.6 | 182 | 9.3 | 38 | 0.7 | 3 | | |
| Washing Machine | 100 | 1,831 | 0.1 | 2 | 1.7 | 31 | 7.3 | 134 | 27.2 | 498 | 44.4 | 813 | 17.1 | 313 | 2.2 | 40 | | |
| Home Library | 100 | 210 | 0.0 | - | 4.8 | 10 | 14.8 | 31 | 33.3 | 70 | 39.0 | 82 | 6.7 | 14 | 1.4 | 3 | | |
| Radio/ Recorder | 100 | 1,460 | 0.1 | 2 | 1.8 | 27 | 7.6 | 111 | 26.3 | 384 | 43.8 | 639 | 17.7 | 259 | 2.6 | 38 | / | |
| T.V. | 100 | 1,917 | 0.1 | 2 | 1.6 | 31 | 7.1 | 136 | 26.2 | 503 | 43.3 | 831 | 18.4 | 353 | 3.2 | 61 | | |
| Video/DVD | 100 | 438 | 0.2 | 1 | 2.3 | 10 | 8.4 | 37 | 26.7 | 117 | 48.9 | 214 | 13.0 | 57 | 0.5 | 2 | DVD / | |
| Satellite/ Dish | 100 | 1,517 | 0.1 | 1 | 2.1 | 32 | 7.9 | 120 | 28.5 | 433 | 44.8 | 680 | 14.8 | 225 | 1.7 | 26 | | |
| Phone Line | 100 | 845 | 0.0 | - | 3.0 | 25 | 9.3 | 79 | 30.5 | 258 | 44.4 | 375 | 10.4 | 88 | 2.4 | 20 | | |

2007

:30

Table 30: Households in Jenin Governorate by Housing Density and Type of Locality, 2007

| Type of Locality | Average Housing Density | Housing Density | | | | | | | | | |
|--------------------------|-------------------------|-----------------|---------------|------------|--------------|-------------|---------------|-------------|---------------|------------------|--------------|
| | | Total | | +3 | | 2.99 - 2.00 | | 1.99 - 1.00 | | 1 Less Than 1 | |
| | | % | No. | % | No. | % | No. | % | No. | % | No. |
| Jenin Governorate | 1.5 | 100 | 45,707 | 9.6 | 4,406 | 24.3 | 11,127 | 49.0 | 22,412 | 17.0 | 7,762 |
| Urban | 1.5 | 100 | 26,925 | 9.2 | 2,470 | 23.4 | 6,288 | 50.1 | 13,478 | 17.4 | 4,689 |
| Rural | 1.6 | 100 | 16,808 | 10.4 | 1,756 | 25.6 | 4,305 | 47.5 | 7,978 | 16.5 | 2,769 |
| Camps | 1.6 | 100 | 1,974 | 9.1 | 180 | 27.1 | 534 | 48.4 | 956 | 15.4 | 304 |

Table 31: Households in Jenin Governorate by Availability of Durable Goods, Housing Density and Type of Locality, 2007

| Type of Locality and Availability of Durable Goods | Housing Density | | | | | | | | | |
|--|-----------------|--------|-----|-------|-------------|--------|-------------|--------|------------------|-------|
| | Total | | +3 | | 2.99 - 2.00 | | 1.99 - 1.00 | | 1 Less Than 1 | |
| | % | No. | % | No. | % | No. | % | No. | % | No. |
| Jenin Governorate | | | | | | | | | | |
| Private Car | 100 | 7,861 | 6.1 | 482 | 21.8 | 1,715 | 56.5 | 4,438 | 15.6 | 1,226 |
| Refrigerator | 100 | 42,664 | 9.1 | 3,871 | 24.5 | 10,445 | 49.7 | 21,211 | 16.7 | 7,137 |
| Solar Boiler | 100 | 29,253 | 7.2 | 2,120 | 23.6 | 6,911 | 51.8 | 15,150 | 17.3 | 5,072 |
| Central Heating | 100 | 499 | 5.4 | 27 | 16.8 | 84 | 47.9 | 239 | 29.9 | 149 |
| Vacuumm Cleaner | 100 | 13,217 | 3.6 | 480 | 17.9 | 2,367 | 58.9 | 7,779 | 19.6 | 2,591 |
| Gas Cooker/ Electricity | 100 | 45,413 | 9.5 | 4,335 | 24.4 | 11,062 | 49.1 | 22,296 | 17.0 | 7,720 |
| Microwave | 100 | 7,469 | 3.5 | 261 | 16.9 | 1,264 | 57.9 | 4,321 | 21.7 | 1,623 |
| Washing Machine | 100 | 41,941 | 9.4 | 3,943 | 25.0 | 10,477 | 49.8 | 20,869 | 15.9 | 6,652 |
| Home Library | 100 | 7,887 | 5.1 | 406 | 20.0 | 1,579 | 57.7 | 4,554 | 17.1 | 1,348 |
| Radio/ Recorder | 100 | 31,636 | 8.3 | 2,639 | 23.6 | 7,452 | 50.7 | 16,045 | 17.4 | 5,500 |
| T.V. | 100 | 43,624 | 9.6 | 4,167 | 24.7 | 10,776 | 49.3 | 21,517 | 16.4 | 7,164 |
| Video/DVD | 100 | 10,078 | 6.4 | 647 | 20.7 | 2,082 | 54.5 | 5,496 | 18.4 | 1,853 |
| Satellite/ Dish | 100 | 37,022 | 8.6 | 3,168 | 24.5 | 9,078 | 50.9 | 18,841 | 16.0 | 5,935 |
| Phone Line | 100 | 19,457 | 6.7 | 1,301 | 22.8 | 4,433 | 53.8 | 10,477 | 16.7 | 3,246 |
| Urban | | | | | | | | | | |
| Private Car | 100 | 5,194 | 5.6 | 293 | 20.0 | 1,038 | 57.6 | 2,990 | 16.8 | 873 |
| Refrigerator | 100 | 25,576 | 8.8 | 2,256 | 23.4 | 5,993 | 50.6 | 12,949 | 17.1 | 4,378 |
| Solar Boiler | 100 | 17,493 | 6.9 | 1,211 | 22.4 | 3,917 | 52.8 | 9,234 | 17.9 | 3,131 |
| Central Heating | 100 | 360 | 5.3 | 19 | 16.9 | 61 | 49.7 | 179 | 28.1 | 101 |
| Vacuumm Cleaner | 100 | 9,237 | 3.6 | 329 | 16.6 | 1,530 | 59.5 | 5,498 | 20.4 | 1,880 |
| Gas Cooker/ Electricity | 100 | 26,785 | 9.1 | 2,442 | 23.4 | 6,257 | 50.1 | 13,421 | 17.4 | 4,665 |
| Microwave | 100 | 5,016 | 3.4 | 169 | 15.8 | 792 | 59.1 | 2,963 | 21.8 | 1,092 |
| Washing Machine | 100 | 25,000 | 9.0 | 2,250 | 23.9 | 5,963 | 50.8 | 12,696 | 16.4 | 4,091 |
| Home Library | 100 | 5,195 | 5.0 | 258 | 18.2 | 945 | 58.7 | 3,052 | 18.1 | 940 |
| Radio/ Recorder | 100 | 19,068 | 7.8 | 1,486 | 22.3 | 4,252 | 52.0 | 9,918 | 17.9 | 3,412 |
| T.V. | 100 | 25,926 | 9.1 | 2,370 | 23.6 | 6,124 | 50.3 | 13,047 | 16.9 | 4,385 |
| Video/DVD | 100 | 6,396 | 5.9 | 375 | 19.1 | 1,219 | 56.3 | 3,598 | 18.8 | 1,204 |
| Satellite/ Dish | 100 | 22,677 | 8.4 | 1,897 | 23.5 | 5,334 | 51.6 | 11,701 | 16.5 | 3,745 |
| Phone Line | 100 | 11,942 | 6.0 | 721 | 21.3 | 2,539 | 55.2 | 6,590 | 17.5 | 2,092 |

Table 31 (Cont.): Households in Jenin Governorate by Availability of Durable Goods, Housing Density and Type of Locality, 2007

| Type of Locality and Availability of Durable Goods | Housing Density | | | | | | | | | |
|--|-----------------|--------|------|-------|-------------|-------|-------------|-------|------------------|-------|
| | Total | | +3 | | 2.99 - 2.00 | | 1.99 - 1.00 | | 1 Less Than 1 | |
| | % | No. | % | No. | % | No. | % | No. | % | No. |
| Rural | | | | | | | | | | |
| Private Car | 100 | 2,440 | 6.9 | 168 | 24.6 | 601 | 54.4 | 1,327 | 14.1 | 344 |
| Refrigerator | 100 | 15,190 | 9.5 | 1,441 | 25.9 | 3,932 | 48.3 | 7,342 | 16.3 | 2,475 |
| Solar Boiler | 100 | 10,812 | 7.7 | 829 | 25.4 | 2,743 | 50.2 | 5,430 | 16.7 | 1,810 |
| Central Heating | 100 | 118 | 4.2 | 5 | 15.3 | 18 | 40.7 | 48 | 39.8 | 47 |
| Vacuumm Cleaner | 100 | 3,413 | 3.3 | 113 | 20.4 | 696 | 57.5 | 1,961 | 18.8 | 643 |
| Gas Cooker/ Electricity | 100 | 16,662 | 10.3 | 1,714 | 25.6 | 4,271 | 47.6 | 7,924 | 16.5 | 2,753 |
| Microwave | 100 | 2,045 | 3.3 | 67 | 18.8 | 385 | 55.0 | 1,124 | 22.9 | 469 |
| Washing Machine | 100 | 15,112 | 10.1 | 1,520 | 26.5 | 4,002 | 48.2 | 7,281 | 15.3 | 2,309 |
| Home Library | 100 | 2,482 | 5.2 | 128 | 23.4 | 582 | 55.8 | 1,384 | 15.6 | 388 |
| Radio/ Recorder | 100 | 11,110 | 9.2 | 1,020 | 25.2 | 2,796 | 48.7 | 5,412 | 16.9 | 1,882 |
| T.V. | 100 | 15,783 | 10.3 | 1,620 | 26.1 | 4,125 | 47.8 | 7,542 | 15.8 | 2,496 |
| Video/DVD | 100 | 3,245 | 7.2 | 234 | 22.4 | 728 | 51.7 | 1,677 | 18.7 | 606 |
| Satellite/ Dish | 100 | 12,829 | 8.9 | 1,137 | 25.8 | 3,312 | 49.8 | 6,385 | 15.6 | 1,995 |
| Phone Line | 100 | 6,670 | 7.6 | 507 | 24.9 | 1,662 | 51.9 | 3,462 | 15.6 | 1,039 |
| Camps | | | | | | | | | | |
| Private Car | 100 | 227 | 9.3 | 21 | 33.5 | 76 | 53.3 | 121 | 4.0 | 9 |
| Refrigerator | 100 | 1,898 | 9.2 | 174 | 27.4 | 520 | 48.5 | 920 | 15.0 | 284 |
| Solar Boiler | 100 | 948 | 8.4 | 80 | 26.5 | 251 | 51.3 | 486 | 13.8 | 131 |
| Central Heating | 100 | 21 | 14.3 | 3 | 23.8 | 5 | 57.1 | 12 | 4.8 | 1 |
| Vacuumm Cleaner | 100 | 567 | 6.7 | 38 | 24.9 | 141 | 56.4 | 320 | 12.0 | 68 |
| Gas Cooker/ Electricity | 100 | 1,966 | 9.1 | 179 | 27.2 | 534 | 48.4 | 951 | 15.4 | 302 |
| Microwave | 100 | 408 | 6.1 | 25 | 21.3 | 87 | 57.4 | 234 | 15.2 | 62 |
| Washing Machine | 100 | 1,829 | 9.5 | 173 | 28.0 | 512 | 48.8 | 892 | 13.8 | 252 |
| Home Library | 100 | 210 | 9.5 | 20 | 24.8 | 52 | 56.2 | 118 | 9.5 | 20 |
| Radio/ Recorder | 100 | 1,458 | 9.1 | 133 | 27.7 | 404 | 49.0 | 715 | 14.1 | 206 |
| T.V. | 100 | 1,915 | 9.2 | 177 | 27.5 | 527 | 48.5 | 928 | 14.8 | 283 |
| Video/DVD | 100 | 437 | 8.7 | 38 | 30.9 | 135 | 50.6 | 221 | 9.8 | 43 |
| Satellite/ Dish | 100 | 1,516 | 8.8 | 134 | 28.5 | 432 | 49.8 | 755 | 12.9 | 195 |
| Phone Line | 100 | 845 | 8.6 | 73 | 27.5 | 232 | 50.3 | 425 | 13.6 | 115 |

Table 32: Households in Jenin Governorate by Tenure of Housing Unit, Housing Density and Type of Locality, 2007

| Type of Locality and Tenure of Housing Unit | Housing Density | | | | | | | | | |
|---|-----------------|---------------|------------|--------------|-------------|---------------|-------------|---------------|------------------|--------------|
| | Total | | +3 | | 2.99 - 2.00 | | 1.99 - 1.00 | | 1 Less Than 1 | |
| | % | No. | % | No. | % | No. | % | No. | % | No. |
| Jenin Governorate | | | | | | | | | | |
| Owned | 100 | 40,159 | 8.9 | 3,577 | 24.5 | 9,855 | 49.6 | 19,928 | 16.9 | 6,799 |
| Rented Unfurnished | 100 | 2,513 | 11.9 | 300 | 22.3 | 560 | 48.4 | 1,216 | 17.4 | 437 |
| Rented Furnished | 100 | 245 | 16.7 | 41 | 22.9 | 56 | 37.6 | 92 | 22.9 | 56 |
| Without Payment | 100 | 2,503 | 17.0 | 425 | 23.3 | 584 | 42.7 | 1,070 | 16.9 | 424 |
| For Work | 100 | 171 | 21.6 | 37 | 28.7 | 49 | 39.8 | 68 | 9.9 | 17 |
| Other | 100 | 66 | 25.8 | 17 | 15.2 | 10 | 34.8 | 23 | 24.2 | 16 |
| Not Stated | 100 | 50 | 18.0 | 9 | 26.0 | 13 | 30.0 | 15 | 26.0 | 13 |
| Total | 100 | 45,707 | 9.6 | 4,406 | 24.3 | 11,127 | 49.0 | 22,412 | 17.0 | 7,762 |
| Urban | | | | | | | | | | |
| Owned | 100 | 22,940 | 8.3 | 1913 | 23.5 | 5,395 | 50.7 | 11,637 | 17.4 | 3,995 |
| Rented Unfurnished | 100 | 2,007 | 10.8 | 216 | 21.9 | 440 | 49.2 | 988 | 18.1 | 363 |
| Rented Furnished | 100 | 153 | 17.6 | 27 | 22.2 | 34 | 42.5 | 65 | 17.6 | 27 |
| Without Payment | 100 | 1,665 | 17.4 | 289 | 22.6 | 376 | 43.4 | 723 | 16.6 | 277 |
| For Work | 100 | 85 | 17.6 | 15 | 30.6 | 26 | 40.0 | 34 | 11.8 | 10 |
| Other | 100 | 45 | 15.6 | 7 | 13.3 | 6 | 46.7 | 21 | 24.4 | 11 |
| Not Stated | 100 | 30 | 10.0 | 3 | 36.7 | 11 | 33.3 | 10 | 20.0 | 6 |
| Total | 100 | 26,925 | 9.2 | 2,470 | 23.4 | 6,288 | 50.1 | 13,478 | 17.4 | 4,689 |

Table 32 (Cont.): Households in Jenin Governorate by Tenure of Housing Unit, Housing Density and Type of Locality, 2007

| Type of Locality and Tenure of Housing Unit | Housing Density | | | | | | | | | |
|---|-----------------|---------------|-------------|--------------|-------------|--------------|-------------|--------------|------------------|--------------|
| | Total | | +3 | | 2.99 - 2.00 | | 1.99 - 1.00 | | 1 Less Than 1 | |
| | % | No. | % | No. | % | No. | % | No. | % | No. |
| Rural | | | | | | | | | | |
| Owned | 100 | 15,396 | 9.8 | 1,503 | 25.8 | 3,967 | 48.1 | 7,403 | 16.4 | 2,523 |
| Rented Unfurnished | 100 | 448 | 17.4 | 78 | 23.0 | 103 | 44.9 | 201 | 14.7 | 66 |
| Rented Furnished | 100 | 75 | 16.0 | 12 | 21.3 | 16 | 30.7 | 23 | 32.0 | 24 |
| Without Payment | 100 | 767 | 16.7 | 128 | 24.9 | 191 | 40.5 | 311 | 17.9 | 137 |
| For Work | 100 | 82 | 24.4 | 20 | 26.8 | 22 | 40.2 | 33 | 8.5 | 7 |
| Other | 100 | 21 | 47.6 | 10 | 19.0 | 4 | 9.5 | 2 | 23.8 | 5 |
| Not Stated | 100 | 19 | 26.3 | 5 | 10.5 | 2 | 26.3 | 5 | 36.8 | 7 |
| Total | 100 | 16,806 | 10.4 | 1,756 | 25.6 | 4,305 | 47.5 | 7,978 | 16.5 | 2,769 |
| Camps | | | | | | | | | | |
| Owned | 100 | 1,823 | 8.8 | 161 | 27.0 | 493 | 48.7 | 888 | 15.4 | 281 |
| Rented Unfurnished | 100 | 58 | 10.3 | 6 | 29.3 | 17 | 46.6 | 27 | 13.8 | 8 |
| Rented Furnished | 100 | 17 | 11.8 | 2 | 35.3 | 6 | 23.5 | 4 | 29.4 | 5 |
| Without Payment | 100 | 71 | 11.3 | 8 | 23.9 | 17 | 50.7 | 36 | 14.1 | 10 |
| For Work | 100 | 4 | 50.0 | 2 | 25.0 | 1 | 25.0 | 1 | 0.0 | - |
| Other | 0 | - | 0.0 | - | 0.0 | - | 0.0 | - | 0.0 | - |
| Not Stated | 100 | 1 | 100 | 1 | 0.0 | - | 0.0 | - | 0.0 | - |
| Total | 100 | 1,974 | 9.1 | 180 | 27.1 | 534 | 48.4 | 956 | 15.4 | 304 |

Table 33: Households in Jenin Governorate by Type of Housing Unit, Housing Density and Type of Locality, 2007

| Type of Locality and Type of Housing Unit | Housing Density | | | | | | | | | |
|---|-----------------|---------------|-----------|--------------|-------------|---------------|-------------|---------------|------------------|--------------|
| | Total | | +3 | | 2.99 - 2.00 | | 1.99 - 1.00 | | 1 Less Than 1 | |
| | % | No. | % | No. | % | No. | % | No. | % | No. |
| Jenin Governorate | | | | | | | | | | |
| Villa | 100 | 615 | 1 | 8 | 18 | 110 | 54 | 332 | 27 | 165 |
| House | 100 | 24,442 | 11 | 2,613 | 26 | 6,466 | 48 | 11,681 | 15 | 3,682 |
| Apartment | 100 | 20,468 | 8 | 1,713 | 22 | 4,523 | 50 | 10,320 | 19 | 3,912 |
| Separate Room | 100 | 91 | 21 | 19 | 14 | 13 | 65 | 59 | 0 | - |
| Tent | 100 | 38 | 92 | 35 | 5 | 2 | 3 | 1 | 0 | - |
| Marginal | 100 | 35 | 51 | 18 | 23 | 8 | 26 | 9 | 0 | - |
| Other | 100 | 2 | 0 | - | 0 | - | 100 | 2 | 0 | - |
| Not Stated | 100 | 16 | 0 | - | 31 | 5 | 50 | 8 | 19 | 3 |
| Total | 100 | 45,707 | 10 | 4,406 | 24 | 11,127 | 49 | 22,412 | 17 | 7,762 |
| Urban | | | | | | | | | | |
| Villa | 100 | 435 | 2 | 7 | 16 | 70 | 55 | 239 | 27 | 119 |
| House | 100 | 12,943 | 11 | 1,369 | 26 | 3,353 | 49 | 6,295 | 15 | 1,926 |
| Apartment | 100 | 13,472 | 8 | 1,071 | 21 | 2,855 | 51 | 6,904 | 20 | 2,642 |
| Separate Room | 100 | 38 | 18 | 7 | 8 | 3 | 74 | 28 | 0 | - |
| Tent | 100 | 9 | 100 | 9 | 0 | - | 0 | - | 0 | - |
| Marginal | 100 | 15 | 47 | 7 | 20 | 3 | 33 | 5 | 0 | - |
| Other | 100 | 1 | 0 | - | 0 | - | 100 | 1 | 0 | - |
| Not Stated | 100 | 12 | 0 | - | 33 | 4 | 50 | 6 | 17 | 2 |
| Total | 100 | 26,925 | 9 | 2,470 | 23 | 6,288 | 50 | 13,478 | 17 | 4,689 |

Table 33 (Cont.): Households in Jenin Governorate by Type of Housing Unit, Housing Density and Type of Locality, 2007

| Type of Locality and Type of Housing Unit | Housing Density | | | | | | | | | |
|---|-----------------|---------------|-----------|--------------|-------------|--------------|-------------|--------------|------------------|--------------|
| | Total | | +3 | | 2.99 - 2.00 | | 1.99 - 1.00 | | 1 Less Than 1 | |
| | % | No. | % | No. | % | No. | % | No. | % | No. |
| Rural | | | | | | | | | | |
| Villa | 100 | 166 | 1 | 1 | 22 | 36 | 54 | 90 | 23 | 39 |
| House | 100 | 10,949 | 11 | 1,176 | 27 | 2,977 | 47 | 5,123 | 15 | 1,673 |
| Apartment | 100 | 5,586 | 9 | 530 | 23 | 1,274 | 49 | 2,726 | 19 | 1,056 |
| Separate Room | 100 | 53 | 23 | 12 | 19 | 10 | 58 | 31 | 0 | - |
| Tent | 100 | 29 | 90 | 26 | 7 | 2 | 3 | 1 | 0 | - |
| Marginal | 100 | 20 | 55 | 11 | 25 | 5 | 20 | 4 | 0 | - |
| Other | 100 | 1 | 0 | - | 0 | - | 100 | 1 | 0 | - |
| Not Stated | 100 | 4 | 0 | - | 25 | 1 | 50 | 2 | 25 | 1 |
| Total | 100 | 16,808 | 10 | 1,756 | 26 | 4,305 | 47 | 7,978 | 16 | 2,769 |
| Camps | | | | | | | | | | |
| Villa | 100 | 14 | 0 | - | 29 | 4 | 21 | 3 | 50 | 7 |
| House | 100 | 550 | 12 | 68 | 25 | 136 | 48 | 263 | 15 | 83 |
| Apartment | 100 | 1,410 | 8 | 112 | 28 | 394 | 49 | 690 | 15 | 214 |
| Separate Room | 0 | - | 0 | - | 0 | - | 0 | - | 0 | - |
| Tent | 0 | - | 0 | - | 0 | - | 0 | - | 0 | - |
| Marginal | 0 | - | 0 | - | 0 | - | 0 | - | 0 | - |
| Other | 0 | - | 0 | - | 0 | - | 0 | - | 0 | - |
| Not Stated | 0 | - | 0 | - | 0 | - | 0 | - | 0 | - |
| Total | 100 | 1,974 | 9 | 180 | 27 | 534 | 48 | 956 | 15 | 304 |

Table 34: Households in Jenin Governorate by Educational Attainment of Head of Household, Housing Density and Type of Locality, 2007

| Type of Locality and Educational Attainment of Head of Household | Housing Density | | | | | | | | | |
|--|-----------------|---------------|------------|--------------|-------------|---------------|-------------|---------------|------------------|--------------|
| | Total | | +3 | | 2.00 - 2.99 | | 1.00 - 1.99 | | 1 Less Than 1 | |
| | % | No. | % | No. | % | No. | % | No. | % | No. |
| Jenin Governorate | | | | | | | | | | |
| Illiterate | 100 | 4,100 | 5.7 | 234 | 14.8 | 605 | 45.1 | 1,850 | 34.4 | 1,411 |
| Read & Write only | 100 | 4,508 | 11.7 | 527 | 25.4 | 1,145 | 44.6 | 2,010 | 18.3 | 826 |
| Elementary | 100 | 9,778 | 12.9 | 1,262 | 29.3 | 2,866 | 45.0 | 4,396 | 12.8 | 1,254 |
| Preparatory | 100 | 12,708 | 10.1 | 1,286 | 25.0 | 3,180 | 50.0 | 6,348 | 14.9 | 1,894 |
| Secondary | 100 | 6,532 | 9.3 | 610 | 25.2 | 1,644 | 51.1 | 3,338 | 14.4 | 940 |
| Associated Diploma | 100 | 3,510 | 8.8 | 308 | 27.5 | 966 | 51.3 | 1,799 | 12.5 | 437 |
| Bachelor | 100 | 3,747 | 4.1 | 154 | 16.1 | 604 | 58.4 | 2,188 | 21.4 | 801 |
| Higher Diploma | 100 | 112 | 2.7 | 3 | 22.3 | 25 | 53.6 | 60 | 21.4 | 24 |
| Master | 100 | 478 | 2.1 | 10 | 14.2 | 68 | 63.2 | 302 | 20.5 | 98 |
| Ph.D | 100 | 168 | 2.4 | 4 | 8.3 | 14 | 56.0 | 94 | 33.3 | 56 |
| Not Stated | 100 | 33 | 15.2 | 5 | 21.2 | 7 | 30.3 | 10 | 33.3 | 11 |
| Total | 100 | 45,674 | 9.6 | 4,403 | 24.4 | 11,124 | 49.0 | 22,395 | 17.0 | 7,752 |
| Urban | | | | | | | | | | |
| Illiterate | 100 | 2,081 | 5.5 | 115 | 13.7 | 286 | 44.5 | 927 | 36.2 | 753 |
| Read & Write only | 100 | 2,704 | 11.0 | 298 | 24.9 | 672 | 45.3 | 1,226 | 18.8 | 508 |
| Elementary | 100 | 5,925 | 12.4 | 732 | 28.7 | 1,700 | 45.9 | 2,719 | 13.1 | 774 |
| Preparatory | 100 | 7,291 | 9.8 | 715 | 24.1 | 1,754 | 50.8 | 3,706 | 15.3 | 1,116 |
| Secondary | 100 | 3,975 | 8.7 | 346 | 23.9 | 951 | 51.8 | 2,061 | 15.5 | 617 |
| Associated Diploma | 100 | 2,042 | 7.8 | 160 | 24.7 | 505 | 53.5 | 1,093 | 13.9 | 284 |
| Bachelor | 100 | 2,353 | 3.9 | 91 | 14.7 | 345 | 60.1 | 1,414 | 21.4 | 503 |
| Higher Diploma | 100 | 70 | 2.9 | 2 | 22.9 | 16 | 54.3 | 38 | 20.0 | 14 |
| Master | 100 | 328 | 1.8 | 6 | 13.4 | 44 | 62.2 | 204 | 22.6 | 74 |
| Ph.D | 100 | 120 | 2.5 | 3 | 8.3 | 10 | 60.8 | 73 | 28.3 | 34 |
| Not Stated | 100 | 19 | 5.3 | 1 | 21.1 | 4 | 36.8 | 7 | 36.8 | 7 |
| Total | 100 | 26,908 | 9.2 | 2,469 | 23.4 | 6,287 | 50.1 | 13,468 | 17.4 | 4,684 |

غير مبين

Table 34 (Cont.): Households in Jenin Governorate by Educational Attainment of Head of Household, Housing Density and Type of Locality, 2007

| Type of Locality and Educational Attainment of Head of Household | Housing Density | | | | | | | | | |
|--|-----------------|---------------|-------------|--------------|-------------|--------------|-------------|--------------|------------------|--------------|
| | Total | | +3 | | 2.00 - 2.99 | | 1.00 - 1.99 | | 1 Less Than 1 | |
| | % | No. | % | No. | % | No. | % | No. | % | No. |
| Rural | | | | | | | | | | |
| Illiterate | 100 | 1,780 | 6.0 | 106 | 16.4 | 292 | 46.1 | 820 | 31.6 | 562 |
| Read & Write only | 100 | 1,590 | 13.0 | 206 | 26.7 | 424 | 43.0 | 684 | 17.4 | 276 |
| Elementary | 100 | 3,444 | 14.1 | 484 | 29.9 | 1,029 | 43.3 | 1,491 | 12.8 | 440 |
| Preparatory | 100 | 4,858 | 10.7 | 519 | 26.0 | 1,264 | 48.7 | 2,368 | 14.6 | 707 |
| Secondary | 100 | 2,273 | 10.8 | 246 | 27.0 | 613 | 49.2 | 1,119 | 13.0 | 295 |
| Associated Diploma | 100 | 1,310 | 9.9 | 130 | 30.8 | 403 | 48.3 | 633 | 11.0 | 144 |
| Bachelor | 100 | 1,300 | 4.2 | 54 | 18.6 | 242 | 55.5 | 722 | 21.7 | 282 |
| Higher Diploma | 100 | 41 | 0.0 | 0 | 22.0 | 9 | 53.7 | 22 | 24.4 | 10 |
| Master | 100 | 137 | 2.9 | 4 | 14.6 | 20 | 65.7 | 90 | 16.8 | 23 |
| Ph.D | 100 | 47 | 2.1 | 1 | 8.5 | 4 | 42.6 | 20 | 46.8 | 22 |
| Not Stated | 100 | 14 | 28.6 | 4 | 21.4 | 3 | 21.4 | 3 | 28.6 | 4 |
| Total | 100 | 16,794 | 10.4 | 1,754 | 25.6 | 4,303 | 47.5 | 7,972 | 16.5 | 2,765 |
| Camps | | | | | | | | | | |
| Illiterate | 100 | 239 | 5.4 | 13 | 11.3 | 27 | 43.1 | 103 | 40.2 | 96 |
| Read & Write only | 100 | 214 | 10.7 | 23 | 22.9 | 49 | 46.7 | 100 | 19.6 | 42 |
| Elementary | 100 | 409 | 11.2 | 46 | 33.5 | 137 | 45.5 | 186 | 9.8 | 40 |
| Preparatory | 100 | 559 | 9.3 | 52 | 29.0 | 162 | 49.0 | 274 | 12.7 | 71 |
| Secondary | 100 | 284 | 6.3 | 18 | 28.2 | 80 | 55.6 | 158 | 9.9 | 28 |
| Associated Diploma | 100 | 158 | 11.4 | 18 | 36.7 | 58 | 46.2 | 73 | 5.7 | 9 |
| Bachelor | 100 | 94 | 9.6 | 9 | 18.1 | 17 | 55.3 | 52 | 17.0 | 16 |
| Higher Diploma | 100 | 1 | 100 | 1 | 0.0 | - | 0.0 | - | 0.0 | - |
| Master | 100 | 13 | 0.0 | - | 30.8 | 4 | 61.5 | 8 | 7.7 | 1 |
| Ph.D | 100 | 1 | 0.0 | - | 0.0 | - | 100.0 | 1 | 0.0 | - |
| Not Stated | 0 | - | 0.0 | - | 0.0 | - | 0.0 | - | 0.0 | - |
| Total | 100 | 1,972 | 9.1 | 180 | 27.1 | 534 | 48.4 | 955 | 15.4 | 303 |

Table 35: Households in Jenin Governorate by Main Source of Energy for Cooking and Type of Locality, 2007

| Type of Locality | Main Source of Energy for Cooking | | | | | | | | | | | | | |
|--------------------------|-----------------------------------|---------------|------------|------------|------------|------------|------------|------------|-------------|-----------|------------|------------|-------------|---------------|
| | Total | | Not Stated | | Other | | Wood | | Electricity | | Kerosene | | Gas | |
| | % | No. | % | No. | % | No. | % | No. | % | No. | % | No. | % | No. |
| Jenin Governorate | 100 | 46,541 | 1.4 | 674 | 0.2 | 115 | 1.4 | 655 | 0.1 | 38 | 0.2 | 105 | 96.6 | 44,954 |
| Urban | 100 | 27,502 | 1.7 | 473 | 0.2 | 58 | 1.2 | 322 | 0.1 | 18 | 0.2 | 52 | 96.6 | 26,579 |
| Rural | 100 | 17,038 | 1.0 | 176 | 0.3 | 55 | 1.9 | 328 | 0.1 | 14 | 0.3 | 44 | 96.4 | 16,421 |
| Camps | 100 | 2,001 | 1.2 | 25 | 0.1 | 2 | 0.2 | 5 | 0.3 | 6 | 0.4 | 9 | 97.7 | 1,954 |

Table 36: Households in Jenin Governorate by Main Source of Energy for Heating and Type of Locality, 2007

| Type of Locality | Main Source of Energy for Heating | | | | | | | | | | | | | | | | | | | |
|--------------------------|-----------------------------------|---------------|------------|------------|------------|------------|------------|-----------|-------------|---------------|-------------|--------------|-------------|--------------|------------|--------------|-------------|---------------|------------|--------------|
| | Total | | Not Stated | | Other | | Diesel | | Coal | | Wood | | Electricity | | Kerosene | | Gas | | No Heating | |
| | % | No. | % | No. | % | No. | % | No. | % | No. | % | No. | % | No. | % | No. | % | No. | % | No. |
| Jenin Governorate | 100 | 46,541 | 1.8 | 852 | 0.6 | 287 | 0.1 | 53 | 23.0 | 10,719 | 11.5 | 5,356 | 13.9 | 6,476 | 4.4 | 2,069 | 36.8 | 17,144 | 7.7 | 3,585 |
| Urban | 100 | 27,502 | 2.1 | 566 | 0.6 | 164 | 0.2 | 46 | 21.4 | 5,874 | 8.7 | 2,386 | 14.4 | 3,966 | 4.8 | 1,316 | 40.6 | 11,173 | 7.3 | 2,011 |
| Rural | 100 | 17,038 | 1.5 | 251 | 0.5 | 91 | 0.0 | 7 | 27.9 | 4,757 | 17.1 | 2,912 | 11.6 | 1,979 | 3.8 | 652 | 29.4 | 5,014 | 8.1 | 1,375 |
| Camps | 100 | 2,001 | 1.7 | 35 | 1.6 | 32 | 0.0 | - | 4.4 | 88 | 2.9 | 58 | 26.5 | 531 | 5.0 | 101 | 47.8 | 957 | 9.9 | 199 |

Table 37: Households in Jenin Governorate by Availability of Durable Goods and Type of Locality, 2007

| Availability of Durable Goods | | Type of Locality | | | Jenin Governorate | |
|-------------------------------|-----|------------------|--------|--------|-------------------|-------|
| | | Camps | Rural | Urban | | |
| Private Car | No. | 227 | 2,448 | 5,212 | 7,887 | |
| | % | 11.3 | 14.4 | 19.0 | 16.9 | |
| Refrigerator | No. | 1,903 | 15,237 | 25,655 | 42,795 | |
| | % | 95.1 | 89.4 | 93.3 | 92.0 | |
| Solar Boiler | No. | 953 | 10,845 | 17,552 | 29,350 | |
| | % | 47.6 | 63.7 | 63.8 | 63.1 | |
| Central Heating | No. | 21 | 119 | 360 | 500 | |
| | % | 1.0 | 0.7 | 1.3 | 1.1 | |
| Vacuumm Cleaner | No. | 567 | 3,423 | 9,272 | 13,262 | |
| | % | 28.3 | 20.1 | 33.7 | 28.5 | |
| Gas Cooker/ Electricity | No. | 1,971 | 16,732 | 26,915 | 45,618 | / |
| | % | 98.5 | 98.2 | 97.9 | 98.0 | |
| Microwave | No. | 408 | 2,048 | 5,031 | 7,487 | |
| | % | 20.4 | 12.0 | 18.3 | 16.1 | |
| Washing Machine | No. | 1,831 | 15,160 | 25,076 | 42,067 | |
| | % | 91.5 | 89.0 | 91.2 | 90.4 | |
| Home Library | No. | 210 | 2,488 | 5,207 | 7,905 | |
| | % | 10.5 | 14.6 | 18.9 | 17.0 | |
| Radio/ Recorder | No. | 1,460 | 11,148 | 19,128 | 31,736 | / |
| | % | 73.0 | 65.4 | 69.6 | 68.2 | |
| T.V. | No. | 1,917 | 15,830 | 26,007 | 43,754 | |
| | % | 95.8 | 92.9 | 94.6 | 94.0 | |
| Video/DVD | No. | 438 | 3,255 | 6,415 | 10,108 | DVD / |
| | % | 21.9 | 19.1 | 23.3 | 21.7 | |
| Satellite/ Dish | No. | 1,517 | 12,865 | 22,746 | 37,128 | |
| | % | 75.8 | 75.5 | 82.7 | 79.8 | |
| Phone Line | No. | 845 | 6,693 | 11,974 | 19,512 | |
| | % | 42.2 | 39.3 | 43.5 | 41.9 | |

Table 38: Households in Jenin Governorate by Type of Housing Unit, Availability of Durable Goods and Type of Locality, 2007

| Type of Locality and Availability of Durable Goods | | Type of Housing Unit | | | | | | | | | | | |
|--|-----|----------------------|------------|-------|----------|------|---------------|-----------|--------|-------|--|-------|--|
| | | Total | Not Stated | Other | Marginal | Tent | Separate Room | Apartment | House | Villa | | | |
| Jenin Governorate | | | | | | | | | | | | | |
| Private Car | No. | 7,887 | 3 | - | 2 | 2 | 2 | 3,631 | 3,970 | 277 | | | |
| | % | 16.9 | 0.8 | 0.0 | 5.6 | 5.3 | 2.2 | 17.5 | 16.1 | 44.5 | | | |
| Refrigerator | No. | 42,795 | 17 | 2 | 11 | 9 | 26 | 19,131 | 22,982 | 617 | | | |
| | % | 92.0 | 4.5 | 100 | 30.6 | 23.7 | 28.6 | 92.1 | 93.4 | 99.2 | | | |
| Solar Boiler | No. | 29,350 | 12 | 1 | 1 | - | - | 13,123 | 15,689 | 524 | | | |
| | % | 63.1 | 3.2 | 50.0 | 2.8 | 0.0 | 0.0 | 63.2 | 63.8 | 84.2 | | | |
| Central Heating | No. | 500 | 1 | - | - | - | - | 233 | 230 | 36 | | | |
| | % | 1.1 | 0.3 | 0.0 | 0.0 | 0.0 | 0.0 | 1.1 | 0.9 | 5.8 | | | |
| Vacuumm Cleaner | No. | 13,262 | 2 | - | - | - | 2 | 6,749 | 6,122 | 387 | | | |
| | % | 28.5 | 0.5 | 0.0 | 0.0 | 0.0 | 2.2 | 32.5 | 24.9 | 62.2 | | | |
| Gas Cooker/ Electricity | No. | 45,618 | 39 | 2 | 23 | 25 | 68 | 20,457 | 24,384 | 620 | | / | |
| | % | 98.0 | 10.3 | 100 | 63.9 | 65.8 | 74.7 | 98.5 | 99.1 | 99.7 | | | |
| Microwave | No. | 7,487 | 3 | - | - | - | - | 3,734 | 3,503 | 247 | | | |
| | % | 16.1 | 0.8 | 0.0 | 0.0 | 0.0 | 0.0 | 18.0 | 14.2 | 39.7 | | | |
| Washing Machine | No. | 42,067 | 16 | 1 | 9 | 11 | 18 | 18,834 | 22,563 | 615 | | | |
| | % | 90.4 | 4.2 | 50.0 | 25.0 | 28.9 | 19.8 | 90.6 | 91.7 | 98.9 | | | |
| Home Library | No. | 7,905 | 3 | - | 1 | - | - | 3,319 | 4,336 | 246 | | | |
| | % | 17.0 | 0.8 | 0.0 | 2.8 | 0.0 | 0.0 | 16.0 | 17.6 | 39.5 | | | |
| Radio/ Recorder | No. | 31,736 | 9 | 2 | 19 | 29 | 25 | 14,270 | 16,881 | 501 | | / | |
| | % | 68.2 | 2.4 | 100 | 52.8 | 76.3 | 27.5 | 68.7 | 68.6 | 80.5 | | | |
| T.V. | No. | 43,754 | 16 | 2 | 11 | 17 | 35 | 19,661 | 23,400 | 612 | | | |
| | % | 94.0 | 4.2 | 100 | 30.6 | 44.7 | 38.5 | 94.6 | 95.1 | 98.4 | | | |
| Video/DVD | No. | 10,108 | 3 | - | 2 | 4 | 1 | 4,958 | 4,877 | 263 | | DVD / | |
| | % | 21.7 | 0.8 | 0.0 | 5.6 | 10.5 | 1.1 | 23.9 | 19.8 | 42.3 | | | |
| Satellite/ Dish | No. | 37,128 | 12 | 1 | 3 | 3 | 11 | 16,829 | 19,700 | 569 | | | |
| | % | 79.8 | 3.2 | 50.0 | 8.3 | 7.9 | 12.1 | 81.0 | 80.1 | 91.5 | | | |
| Phone Line | No. | 19,512 | 5 | 1 | - | - | 2 | 8,777 | 10,286 | 441 | | | |
| | % | 41.9 | 1.3 | 50.0 | 0.0 | 0.0 | 2.2 | 42.2 | 41.8 | 70.9 | | | |

Table 38 (Cont.) : Households in Jenin Governorate by Type of Housing Unit, Availability of Durable Goods and Type of Locality, 2007

| Type of Locality and Availability of Durable Goods | | Type of Housing Unit | | | | | | | | | |
|--|-----|----------------------|------------|-------|----------|------|---------------|-----------|--------|-------|-------|
| | | Total | Not Stated | Other | Marginal | Tent | Separate Room | Apartment | House | Villa | |
| Urban | | | | | | | | | | | |
| Private Car | No. | 5,212 | 3 | - | | 1 | 1 | 2,699 | 2,298 | 209 | |
| | % | 19.0 | 1.2 | 0.0 | 6.3 | 11.1 | 2.6 | 19.7 | 17.6 | 47.6 | |
| Refrigerator | No. | 25,655 | 10 | 1 | 7 | 5 | 16 | 12,766 | 12,414 | 436 | |
| | % | 93.3 | 4.0 | 100 | 43.8 | 55.6 | 42.1 | 93.0 | 95.3 | 99.3 | |
| Solar Boiler | No. | 17,552 | 6 | - | - | - | - | 8,659 | 8,507 | 380 | |
| | % | 63.8 | 2.4 | 0.0 | 0.0 | 0.0 | 0.0 | 63.1 | 65.3 | 86.6 | |
| Central Heating | No. | 360 | 1 | - | - | - | - | 168 | 164 | 27 | |
| | % | 1.3 | 0.4 | 0.0 | 0.0 | 0.0 | 0.0 | 1.2 | 1.3 | 6.2 | |
| Vacuumm Cleaner | No. | 9,272 | 2 | - | - | - | 2 | 5,125 | 3,847 | 296 | |
| | % | 33.7 | 0.8 | 0.0 | 0.0 | 0.0 | 5.3 | 37.3 | 29.5 | 67.4 | |
| Gas Cooker/ Electricity | No. | 26,915 | 27 | 1 | 14 | 8 | 32 | 13,476 | 12,919 | 438 | / |
| | % | 97.9 | 10.8 | 100 | 87.5 | 88.9 | 84.2 | 98.2 | 99.2 | 99.8 | |
| Microwave | No. | 5,031 | 3 | - | - | - | - | 2,688 | 2,148 | 192 | |
| | % | 18.3 | 1.2 | 0.0 | 0.0 | 0.0 | 0.0 | 19.6 | 16.5 | 43.7 | |
| Washing Machine | No. | 25,076 | 11 | - | 4 | 6 | 11 | 12,546 | 12,063 | 435 | |
| | % | 91.2 | 4.4 | 0.0 | 25.0 | 66.7 | 28.9 | 91.4 | 92.6 | 99.1 | |
| Home Library | No. | 5,207 | 3 | - | - | - | - | 2,420 | 2,594 | 190 | |
| | % | 18.9 | 1.2 | 0.0 | 0.0 | 0.0 | 0.0 | 17.6 | 19.9 | 43.3 | |
| Radio/ Recorder | No. | 19,128 | 6 | 1 | 8 | 9 | 11 | 9,586 | 9,145 | 362 | / |
| | % | 69.6 | 2.4 | 100 | 50.0 | 100 | 28.9 | 69.9 | 70.2 | 82.5 | |
| T.V. | No. | 26,007 | 11 | 1 | 6 | 6 | 20 | 13,049 | 12,480 | 434 | |
| | % | 94.6 | 4.4 | 100 | 37.5 | 66.7 | 52.6 | 95.1 | 95.8 | 98.9 | |
| Video/DVD | No. | 6,415 | 1 | - | 1 | 2 | 1 | 3,420 | 2,786 | 204 | DVD / |
| | % | 23.3 | 0.4 | 0.0 | 6.3 | 22.2 | 2.6 | 24.9 | 21.4 | 46.5 | |
| Satellite/ Dish | No. | 22,746 | 10 | - | 1 | 1 | 5 | 11,416 | 10,898 | 415 | |
| | % | 82.7 | 4.0 | 0.0 | 6.3 | 11.1 | 13.2 | 83.2 | 83.7 | 94.5 | |
| Phone Line | No. | 11,974 | 5 | - | - | - | 1 | 6,041 | 5,599 | 328 | |
| | % | 43.5 | 2.0 | 0.0 | 0.0 | 0.0 | 2.6 | 44.0 | 43.0 | 74.7 | |

Table 38 (Cont.) : Households in Jenin Governorate by Type of Housing Unit, Availability of Durable Goods and Type of Locality, 2007

| Type of Locality and Availability of Durable Goods | | Type of Housing Unit | | | | | | | | | | |
|--|-----|----------------------|------------|-------|----------|------|---------------|-----------|--------|-------|-------|--|
| | | Total | Not Stated | Other | Marginal | Tent | Separate Room | Apartment | House | Villa | | |
| Rural | | | | | | | | | | | | |
| Private Car | No. | 2,448 | - | - | 1 | 1 | 1 | 774 | 1,605 | 66 | | |
| | % | 14.4 | 0.0 | 0.0 | 5.0 | 3.4 | 1.9 | 13.7 | 14.6 | 39.1 | | |
| Refrigerator | No. | 15,237 | 6 | 1 | 4 | 4 | 10 | 5,006 | 10,039 | 167 | | |
| | % | 89.4 | 5.1 | 100 | 20.0 | 13.8 | 18.9 | 88.9 | 91.1 | 98.8 | | |
| Solar Boiler | No. | 10,845 | 5 | 1 | 1 | - | - | 3,787 | 6,915 | 136 | | |
| | % | 63.7 | 4.2 | 100 | 5.0 | 0.0 | 0.0 | 67.3 | 62.8 | 80.5 | | |
| Central Heating | No. | 119 | - | - | - | - | - | 49 | 61 | 9 | | |
| | % | 0.7 | 0.0 | 0.0 | 0.0 | 0.0 | 0.0 | 0.9 | 0.6 | 5.3 | | |
| Vacuumm Cleaner | No. | 3,423 | - | - | - | - | - | 1,213 | 2,126 | 84 | | |
| | % | 20.1 | 0.0 | 0.0 | 0.0 | 0.0 | 0.0 | 21.5 | 19.3 | 49.7 | | |
| Gas Cooker/ Electricity | No. | 16,732 | 11 | 1 | 9 | 17 | 36 | 5,574 | 10,916 | 168 | / | |
| | % | 98.2 | 9.3 | 100 | 45.0 | 58.6 | 67.9 | 99.0 | 99.1 | 99.4 | | |
| Microwave | No. | 2,048 | - | - | - | - | - | 752 | 1,248 | 48 | | |
| | % | 12.0 | 0.0 | 0.0 | 0.0 | 0.0 | 0.0 | 13.4 | 11.3 | 28.4 | | |
| Washing Machine | No. | 15,160 | 5 | 1 | 5 | 5 | 7 | 4,986 | 9,985 | 166 | | |
| | % | 89.0 | 4.2 | 100 | 25.0 | 17.2 | 13.2 | 88.5 | 90.6 | 98.2 | | |
| Home Library | No. | 2,488 | - | - | 1 | - | - | 773 | 1,662 | 52 | | |
| | % | 14.6 | 0.0 | 0.0 | 5.0 | 0.0 | 0.0 | 13.7 | 15.1 | 30.8 | | |
| Radio/ Recorder | No. | 11,148 | 3 | 1 | 11 | 20 | 14 | 3,665 | 7,306 | 128 | / | |
| | % | 65.4 | 2.5 | 100 | 55.0 | 69.0 | 26.4 | 65.1 | 66.3 | 75.7 | | |
| T.V. | No. | 15,830 | 5 | 1 | 5 | 11 | 15 | 5,242 | 10,387 | 164 | | |
| | % | 92.9 | 4.2 | 100 | 25.0 | 37.9 | 28.3 | 93.1 | 94.3 | 97.0 | | |
| Video/DVD | No. | 3,255 | 2 | - | 1 | 2 | - | 1,242 | 1,952 | 56 | DVD / | |
| | % | 19.1 | 1.7 | 0.0 | 5.0 | 6.9 | 0.0 | 22.1 | 17.7 | 33.1 | | |
| Satellite/ Dish | No. | 12,865 | 2 | 1 | 2 | 2 | 6 | 4,322 | 8,386 | 144 | | |
| | % | 75.5 | 1.7 | 100 | 10.0 | 6.9 | 11.3 | 76.8 | 76.1 | 85.2 | | |
| Phone Line | No. | 6,693 | - | 1 | - | - | 1 | 2,183 | 4,403 | 105 | | |
| | % | 39.3 | 0.0 | 100 | 0.0 | 0.0 | 1.9 | 38.8 | 40.0 | 62.1 | | |

Table 38 (Cont.) : Households in Jenin Governorate by Type of Housing Unit, Availability of Durable Goods and Type of Locality, 2007

| Type of Locality and Availability of Durable Goods | | Type of Housing Unit | | | | | | | | | | |
|--|-----|----------------------|------------|-------|----------|------|---------------|-----------|-------|-------|-------|--|
| | | Total | Not Stated | Other | Marginal | Tent | Separate Room | Apartment | House | Villa | | |
| Camps | | | | | | | | | | | | |
| Private Car | No. | 227 | - | - | - | - | - | 158 | 67 | 2 | | |
| | % | 11.3 | 0.0 | 0.0 | 0.0 | 0.0 | 0.0 | 11.1 | 12.1 | 14.3 | | |
| Refrigerator | No. | 1,903 | 1 | - | - | - | - | 1359 | 529 | 14 | | |
| | % | 95.1 | 10.0 | 0.0 | 0.0 | 0.0 | 0.0 | 95.4 | 95.7 | 100 | | |
| Solar Boiler | No. | 953 | 1 | - | - | - | - | 677 | 267 | 8 | | |
| | % | 47.6 | 10.0 | 0.0 | 0.0 | 0.0 | 0.0 | 47.5 | 48.3 | 57.1 | | |
| Central Heating | No. | 21 | - | - | - | - | - | 16 | 5 | 0 | | |
| | % | 1.0 | 0.0 | 0.0 | 0.0 | 0.0 | 0.0 | 1.1 | 0.9 | 0.0 | | |
| Vacuumm Cleaner | No. | 567 | - | - | - | - | - | 411 | 149 | 7 | | |
| | % | 28.3 | 0.0 | 0.0 | 0.0 | 0.0 | 0.0 | 28.9 | 26.9 | 50.0 | | |
| Gas Cooker/ Electricity | No. | 1,971 | 1 | - | - | - | - | 1,407 | 549 | 14 | / | |
| | % | 98.5 | 10.0 | 0.0 | 0.0 | 0.0 | 0.0 | 98.8 | 99.3 | 100 | | |
| Microwave | No. | 408 | - | - | - | - | - | 294 | 107 | 7 | | |
| | % | 20.4 | 0.0 | 0.0 | 0.0 | 0.0 | 0.0 | 20.6 | 19.3 | 50.0 | | |
| Washing Machine | No. | 1,831 | - | - | - | - | - | 1,302 | 515 | 14 | | |
| | % | 91.5 | 0.0 | 0.0 | 0.0 | 0.0 | 0.0 | 91.4 | 93.1 | 100 | | |
| Home Library | No. | 210 | - | - | - | - | - | 126 | 80 | 4 | | |
| | % | 10.5 | 0.0 | 0.0 | 0.0 | 0.0 | 0.0 | 8.8 | 14.5 | 28.6 | | |
| Radio/ Recorder | No. | 1,460 | - | - | - | - | - | 1,019 | 430 | 11 | / | |
| | % | 73.0 | 0.0 | 0.0 | 0.0 | 0.0 | 0.0 | 71.6 | 77.8 | 78.6 | | |
| T.V. | No. | 1,917 | - | - | - | - | - | 1,370 | 533 | 14 | | |
| | % | 95.8 | 0.0 | 0.0 | 0.0 | 0.0 | 0.0 | 96.2 | 96.4 | 100 | | |
| Video/DVD | No. | 438 | - | - | - | - | - | 296 | 139 | 3 | DVD / | |
| | % | 21.9 | 0.0 | 0.0 | 0.0 | 0.0 | 0.0 | 20.8 | 25.1 | 21.4 | | |
| Satellite/ Dish | No. | 1,517 | - | - | - | - | - | 1,091 | 416 | 10 | | |
| | % | 75.8 | 0.0 | 0.0 | 0.0 | 0.0 | 0.0 | 76.6 | 75.2 | 71.4 | | |
| Phone Line | No. | 845 | - | - | - | - | - | 553 | 284 | 8 | | |
| | % | 42.2 | 0.0 | 0.0 | 0.0 | 0.0 | 0.0 | 38.8 | 51.4 | 57.1 | | |

Table 39: Households in Jenin Governorate by Tenure of Housing Unit, Availability of Durable Goods and Type of Locality, 2007

| Type of Locality and Availability of Durable Goods | | Tenure of Housing Unit | | | | | | | | | |
|--|-----|------------------------|------------|-------|----------|-----------------|------------------|--------------------|--------|--|-------|
| | | Total | Not Stated | Other | For Work | Without Payment | Rented Furnished | Rented Unfurnished | Owned | | |
| Jenin Governorate | | | | | | | | | | | |
| Private Car | No. | 7,887 | 5 | 12 | 22 | 344 | 28 | 401 | 7,075 | | |
| | % | 16.9 | 0.7 | 18.2 | 12.9 | 13.7 | 11.4 | 15.9 | 17.5 | | |
| Refrigerator | No. | 42,795 | 45 | 56 | 147 | 2,209 | 227 | 2,395 | 37,716 | | |
| | % | 92.0 | 6.7 | 84.8 | 86.0 | 88.1 | 92.7 | 94.9 | 93.5 | | |
| Solar Boiler | No. | 29,350 | 35 | 33 | 90 | 1,385 | 117 | 1,027 | 26,663 | | |
| | % | 63.1 | 5.2 | 50.0 | 52.6 | 55.2 | 47.8 | 40.7 | 66.1 | | |
| Central Heating | No. | 500 | - | - | 1 | 20 | 23 | 23 | 433 | | |
| | % | 1.1 | 0.0 | 0.0 | 0.6 | 0.8 | 9.4 | 0.9 | 1.1 | | |
| Vacuumm Cleaner | No. | 13,262 | 8 | 19 | 53 | 581 | 104 | 944 | 11,553 | | |
| | % | 28.5 | 1.2 | 28.8 | 31.0 | 23.2 | 42.4 | 37.4 | 28.6 | | |
| Gas Cooker/ Electricity | No. | 45,618 | 94 | 62 | 169 | 2,481 | 245 | 2,505 | 40,062 | | / |
| | % | 98.0 | 13.9 | 93.9 | 98.8 | 99.0 | 100 | 99.3 | 99.3 | | |
| Microwave | No. | 7,487 | 2 | 11 | 20 | 359 | 72 | 527 | 6,496 | | |
| | % | 16.1 | 0.3 | 16.7 | 11.7 | 14.3 | 29.4 | 20.9 | 16.1 | | |
| Washing Machine | No. | 42,067 | 44 | 54 | 153 | 2,132 | 221 | 2,342 | 37,121 | | |
| | % | 90.4 | 6.5 | 81.8 | 89.5 | 85.0 | 90.2 | 92.8 | 92.0 | | |
| Home Library | No. | 7,905 | 8 | 8 | 31 | 292 | 49 | 438 | 7,079 | | |
| | % | 17.0 | 1.2 | 12.1 | 18.1 | 11.6 | 20.0 | 17.4 | 17.5 | | |
| Radio/ Recorder | No. | 31,736 | 31 | 44 | 106 | 1,637 | 184 | 1,805 | 27,929 | | / |
| | % | 68.2 | 4.6 | 66.7 | 62.0 | 65.3 | 75.1 | 71.5 | 69.2 | | |
| T.V. | No. | 43,754 | 46 | 56 | 164 | 2,308 | 238 | 2,436 | 38,506 | | |
| | % | 94.0 | 6.8 | 84.8 | 95.9 | 92.1 | 97.1 | 96.6 | 95.4 | | |
| Video/DVD | No. | 10,108 | 6 | 18 | 24 | 481 | 68 | 648 | 8,863 | | DVD / |
| | % | 21.7 | 0.9 | 27.3 | 14.0 | 19.2 | 27.8 | 25.7 | 22.0 | | |
| Satellite/ Dish | No. | 37,128 | 29 | 46 | 136 | 1,951 | 194 | 2,059 | 32,713 | | |
| | % | 79.8 | 4.3 | 69.7 | 79.5 | 77.8 | 79.2 | 81.6 | 81.1 | | |
| Phone Line | No. | 19,512 | 19 | 25 | 68 | 812 | 113 | 1,155 | 17,320 | | |
| | % | 41.9 | 2.8 | 37.9 | 39.8 | 32.4 | 46.1 | 45.8 | 42.9 | | |

Table 39 (Cont.): Households in Jenin Governorate by Tenure of Housing Unit, Availability of Durable Goods and Type of Locality, 2007

| Type of Locality and Availability of Durable Goods | | Tenure of Housing Unit | | | | | | | | | |
|--|-----|------------------------|------------|-------|----------|-----------------|------------------|--------------------|--------|-------|--|
| | | Total | Not Stated | Other | For Work | Without Payment | Rented Furnished | Rented Unfurnished | Owned | | |
| Urban | | | | | | | | | | | |
| Private Car | No. | 5,212 | 4 | 11 | 15 | 251 | 16 | 337 | 4,578 | | |
| | % | 19.0 | 0.8 | 24.4 | 17.6 | 15.1 | 10.5 | 16.7 | 19.8 | | |
| Refrigerator | No. | 25,655 | 28 | 42 | 80 | 1,513 | 143 | 1,939 | 21,910 | | |
| | % | 93.3 | 5.9 | 93.3 | 94.1 | 90.8 | 93.5 | 96.2 | 95.0 | | |
| Solar Boiler | No. | 17,552 | 22 | 25 | 54 | 943 | 66 | 828 | 15,614 | | |
| | % | 63.8 | 4.7 | 55.6 | 63.5 | 56.6 | 43.1 | 41.1 | 67.7 | | |
| Central Heating | No. | 360 | - | - | 1 | 17 | 2 | 19 | 321 | | |
| | % | 1.3 | 0.0 | 0.0 | 1.2 | 1.0 | 1.3 | 0.9 | 1.4 | | |
| Vacuumm Cleaner | No. | 9,272 | 7 | 14 | 41 | 461 | 66 | 839 | 7,844 | | |
| | % | 33.7 | 1.5 | 31.1 | 48.2 | 27.7 | 43.1 | 41.6 | 34.0 | | |
| Gas Cooker/ Electricity | No. | 26,915 | 62 | 44 | 84 | 1,651 | 153 | 2,002 | 22,919 | / | |
| | % | 97.9 | 13.1 | 97.8 | 98.8 | 99.0 | 100 | 99.3 | 99.4 | | |
| Microwave | No. | 5,031 | 2 | 5 | 14 | 272 | 41 | 452 | 4,245 | | |
| | % | 18.3 | 0.4 | 11.1 | 16.5 | 16.3 | 26.8 | 22.4 | 18.4 | | |
| Washing Machine | No. | 25,076 | 28 | 39 | 76 | 1,452 | 140 | 1,894 | 21,447 | | |
| | % | 91.2 | 5.9 | 86.7 | 89.4 | 87.1 | 91.5 | 93.9 | 93.0 | | |
| Home Library | No. | 5,207 | 6 | 7 | 19 | 209 | 29 | 374 | 4,563 | | |
| | % | 18.9 | 1.3 | 15.6 | 22.4 | 12.5 | 19.0 | 18.6 | 19.8 | | |
| Radio/ Recorder | No. | 19,128 | 18 | 33 | 58 | 1,119 | 118 | 1,471 | 16,311 | / | |
| | % | 69.6 | 3.8 | 73.3 | 68.2 | 67.1 | 77.1 | 73.0 | 70.7 | | |
| T.V. | No. | 26,007 | 30 | 40 | 84 | 1,556 | 152 | 1,958 | 22,187 | | |
| | % | 94.6 | 6.4 | 88.9 | 98.8 | 93.3 | 99.3 | 97.1 | 96.2 | | |
| Video/DVD | No. | 6,415 | 6 | 10 | 18 | 345 | 37 | 542 | 5,457 | DVD / | |
| | % | 23.3 | 1.3 | 22.2 | 21.2 | 20.7 | 24.2 | 26.9 | 23.7 | | |
| Satellite/ Dish | No. | 22,746 | 25 | 32 | 73 | 1,347 | 124 | 1,684 | 19,461 | | |
| | % | 82.7 | 5.3 | 71.1 | 85.9 | 80.8 | 81.0 | 83.5 | 84.4 | | |
| Phone Line | No. | 11,974 | 14 | 19 | 40 | 571 | 68 | 964 | 10,298 | | |
| | % | 43.5 | 3.0 | 42.2 | 47.1 | 34.3 | 44.4 | 47.8 | 44.6 | | |

2007

:() 39

Table 39 (Cont.): Households in Jenin Governorate by Tenure of Housing Unit, Availability of Durable Goods and Type of Locality, 2007

| Type of Locality and Availability of Durable Goods | | Tenure of Housing Unit | | | | | | | | | |
|--|-----|------------------------|------------|-------|----------|-----------------|------------------|--------------------|--------|-------|--|
| | | Total | Not Stated | Other | For Work | Without Payment | Rented Furnished | Rented Unfurnished | Owned | | |
| Rural | | | | | | | | | | | |
| Private Car | No. | 2,448 | 1 | 1 | 7 | 86 | 10 | 58 | 2,285 | | |
| | % | 14.4 | 0.5 | 4.8 | 8.5 | 11.2 | 13.3 | 12.9 | 14.8 | | |
| Refrigerator | No. | 15,237 | 14 | 14 | 63 | 631 | 70 | 399 | 14,046 | | |
| | % | 89.4 | 7.7 | 66.7 | 76.8 | 82.1 | 93.3 | 88.9 | 90.9 | | |
| Solar Boiler | No. | 10,845 | 11 | 8 | 33 | 419 | 45 | 185 | 10,144 | | |
| | % | 63.7 | 6.0 | 38.1 | 40.2 | 54.5 | 60.0 | 41.2 | 65.6 | | |
| Central Heating | No. | 119 | - | - | - | 3 | 21 | 3 | 92 | | |
| | % | 0.7 | 0.0 | 0.0 | 0.0 | 0.4 | 28.0 | 0.7 | 0.6 | | |
| Vacuumm Cleaner | No. | 3,423 | 1 | 5 | 9 | 103 | 33 | 92 | 3,180 | | |
| | % | 20.1 | 0.5 | 23.8 | 11.0 | 13.4 | 44.0 | 20.5 | 20.6 | | |
| Gas Cooker/ Electricity | No. | 16,732 | 29 | 18 | 81 | 759 | 75 | 446 | 15,324 | / | |
| | % | 98.2 | 15.9 | 85.7 | 98.8 | 98.7 | 100 | 99.3 | 99.1 | | |
| Microwave | No. | 2,048 | - | 6 | 5 | 68 | 28 | 61 | 1,880 | | |
| | % | 12.0 | 0.0 | 28.6 | 6.1 | 8.8 | 37.3 | 13.6 | 12.2 | | |
| Washing Machine | No. | 15,160 | 15 | 15 | 73 | 621 | 69 | 393 | 13,974 | | |
| | % | 89.0 | 8.2 | 71.4 | 89.0 | 80.8 | 92.0 | 87.5 | 90.4 | | |
| Home Library | No. | 2,488 | 2 | 1 | 9 | 75 | 19 | 61 | 2,321 | | |
| | % | 14.6 | 1.1 | 4.8 | 11.0 | 9.8 | 25.3 | 13.6 | 15.0 | | |
| Radio/ Recorder | No. | 11,148 | 12 | 11 | 44 | 472 | 56 | 291 | 10,262 | / | |
| | % | 65.4 | 6.6 | 52.4 | 53.7 | 61.4 | 74.7 | 64.8 | 66.4 | | |
| T.V. | No. | 15,830 | 15 | 16 | 76 | 686 | 71 | 423 | 14,543 | | |
| | % | 92.9 | 8.2 | 76.2 | 92.7 | 89.2 | 94.7 | 94.2 | 94.1 | | |
| Video/DVD | No. | 3,255 | - | 8 | 3 | 123 | 26 | 91 | 3,004 | DVD / | |
| | % | 19.1 | 0.0 | 38.1 | 3.7 | 16.0 | 34.7 | 20.3 | 19.4 | | |
| Satellite/ Dish | No. | 12,865 | 4 | 14 | 59 | 550 | 56 | 333 | 11,849 | | |
| | % | 75.5 | 2.2 | 66.7 | 72.0 | 71.5 | 74.7 | 74.2 | 76.6 | | |
| Phone Line | No. | 6,693 | 4 | 6 | 24 | 219 | 38 | 166 | 6,236 | | |
| | % | 39.3 | 2.2 | 28.6 | 29.3 | 28.5 | 50.7 | 37.0 | 40.3 | | |

2007

:() 39

Table 39 (Cont.): Households in Jenin Governorate by Tenure of Housing Unit, Availability of Durable Goods and Type of Locality, 2007

| Type of Locality and Availability of Durable Goods | | Tenure of Housing Unit | | | | | | | | | |
|--|-----|------------------------|------------|-------|----------|-----------------|------------------|--------------------|-------|-------|--|
| | | Total | Not Stated | Other | For Work | Without Payment | Rented Furnished | Rented Unfurnished | Owned | | |
| Camps | | | | | | | | | | | |
| Private Car | No. | 227 | - | - | - | 7 | 2 | 6 | 212 | | |
| | % | 11.3 | 0.0 | 0.0 | 0.0 | 9.9 | 11.8 | 10.3 | 11.6 | | |
| Refrigerator | No. | 1,903 | 3 | 0 | 4 | 65 | 14 | 57 | 1,760 | | |
| | % | 95.1 | 15.0 | 0.0 | 100 | 91.5 | 82.4 | 98.3 | 96.1 | | |
| Solar Boiler | No. | 953 | 2 | - | 3 | 23 | 6 | 14 | 905 | | |
| | % | 47.6 | 10.0 | 0.0 | 75.0 | 32.4 | 35.3 | 24.1 | 49.4 | | |
| Central Heating | No. | 21 | - | - | - | - | - | 1 | 20 | | |
| | % | 1.0 | 0.0 | 0.0 | 0.0 | 0.0 | 0.0 | 1.7 | 1.1 | | |
| Vacuumm Cleaner | No. | 567 | - | - | 3 | 17 | 5 | 13 | 529 | | |
| | % | 28.3 | 0.0 | 0.0 | 75.0 | 23.9 | 29.4 | 22.4 | 28.9 | | |
| Gas Cooker/ Electricity | No. | 1,971 | 3 | - | 4 | 71 | 17 | 57 | 1,819 | / | |
| | % | 98.5 | 15.0 | 0.0 | 100 | 100 | 100 | 98.3 | 99.3 | | |
| Microwave | No. | 408 | - | - | 1 | 19 | 3 | 14 | 371 | | |
| | % | 20.4 | 0.0 | 0.0 | 25.0 | 26.8 | 17.6 | 24.1 | 20.3 | | |
| Washing Machine | No. | 1,831 | 1 | - | 4 | 59 | 12 | 55 | 1,700 | | |
| | % | 91.5 | 5.0 | 0.0 | 100 | 83.1 | 70.6 | 94.8 | 92.8 | | |
| Home Library | No. | 210 | - | - | 3 | 8 | 1 | 3 | 195 | | |
| | % | 10.5 | 0.0 | 0.0 | 75.0 | 11.3 | 5.9 | 5.2 | 10.6 | | |
| Radio/ Recorder | No. | 1,460 | 1 | - | 4 | 46 | 10 | 43 | 1,356 | / | |
| | % | 73.0 | 5.0 | 0.0 | 100 | 64.8 | 58.8 | 74.1 | 74.1 | | |
| T.V. | No. | 1,917 | 1 | - | 4 | 66 | 15 | 55 | 1,776 | | |
| | % | 95.8 | 5.0 | 0.0 | 100 | 93.0 | 88.2 | 94.8 | 97.0 | | |
| Video/DVD | No. | 438 | - | - | 3 | 13 | 5 | 15 | 402 | DVD / | |
| | % | 21.9 | 0.0 | 0.0 | 75.0 | 18.3 | 29.4 | 25.9 | 22.0 | | |
| Satellite/ Dish | No. | 1,517 | - | - | 4 | 54 | 14 | 42 | 1,403 | | |
| | % | 75.8 | 0.0 | 0.0 | 100 | 76.1 | 82.4 | 72.4 | 76.6 | | |
| Phone Line | No. | 845 | 1 | - | 4 | 22 | 7 | 25 | 786 | | |
| | % | 42.2 | 5.0 | 0.0 | 100 | 31.0 | 41.2 | 43.1 | 42.9 | | |

Table 40: Occupied Housing Units in Jenin Governorate by Methods of Solid Waste Disposal and Type of Locality, 2007

| Type of Locality | Methods of Solid Waste Disposal | | | | | | | | | | | | | |
|--------------------------|---------------------------------|---------------|------------|------------|------------|------------|-----------------|------------|------------------------------|--------------|--------|--------------|--------------------------------------|---------------|
| | Total | | Not Stated | | Other | | Thrown Randomly | | Throwing Into a Dumping Site | | Burned | | Throwing it in the Nearest Container | |
| | % | No. | % | No. | % | No. | % | No. | % | No. | % | No. | % | No. |
| Jenin Governorate | 100 | 46,541 | 1.0 | 470 | 0.4 | 187 | 1.4 | 670 | 2.8 | 1,297 | 4.3 | 1,984 | 90.1 | 41,933 |
| Urban | 100 | 27,502 | 1.1 | 312 | 0.3 | 70 | 1.2 | 328 | 2.8 | 768 | 2.5 | 681 | 92.1 | 25,343 |
| Rural | 100 | 17,038 | 0.8 | 143 | 0.7 | 113 | 2.0 | 341 | 2.9 | 494 | 7.6 | 1,289 | 86.0 | 14,658 |
| Camps | 100 | 2,001 | 0.7 | 15 | 0.2 | 4 | 0.0 | 1 | 1.7 | 35 | 0.7 | 14 | 96.6 | 1,932 |

Table 41: Households in Jenin Governorate by Educational Attainment of Head of Household, Type of Housing Unit and Type of Locality, 2007

| Type of Locality and Educational Attainment of Head of Household | Type of Housing Unit | | | | | | | | | | | | | | | | | |
|--|----------------------|---------------|------------|------------|------------|----------|------------|-----------|------------|-----------|---------------|-----------|-------------|---------------|-------------|---------------|------------|------------|
| | Total | | Not Stated | | Other | | Marginal | | Tent | | Separate Room | | Apartment | | House | | Villa | |
| | % | No. | % | No. | % | No. | % | No. | % | No. | % | No. | % | No. | % | No. | % | No. |
| Jenin Governorate | | | | | | | | | | | | | | | | | | |
| Illiterate | 100 | 4,117 | 0.1 | 3 | 0.0 | 1 | 0.4 | 16 | 0.3 | 12 | 1.4 | 58 | 44.6 | 1,835 | 53.0 | 2,180 | 0.3 | 12 |
| Read & Write only | 100 | 4,523 | 0.0 | 2 | 0.0 | - | 0.1 | 6 | 0.1 | 5 | 0.1 | 4 | 43.8 | 1,982 | 55.0 | 2,487 | 0.8 | 37 |
| Elementary | 100 | 9,804 | 0.1 | 6 | 0.0 | - | 0.1 | 8 | 0.1 | 13 | 0.1 | 11 | 42.5 | 4,163 | 56.2 | 5,511 | 0.9 | 92 |
| Preparatory | 100 | 12,764 | 0.0 | 6 | 0.0 | 1 | 0.0 | 5 | 0.0 | 3 | 0.1 | 10 | 46.9 | 5,985 | 51.9 | 6,622 | 1.0 | 132 |
| Secondary | 100 | 6,552 | 0.0 | 1 | 0.0 | - | 0.0 | 1 | 0.0 | 3 | 0.1 | 4 | 46.8 | 3,069 | 51.4 | 3,371 | 1.6 | 103 |
| Associated Diploma | 100 | 3,520 | 0.0 | 1 | 0.0 | - | 0.0 | - | 0.0 | 1 | 0.0 | 1 | 39.4 | 1,388 | 58.4 | 2,054 | 2.1 | 75 |
| Bachelor | 100 | 3,760 | 0.1 | 3 | 0.0 | - | 0.0 | - | 0.0 | 1 | 0.0 | - | 45.5 | 1,711 | 51.2 | 1,926 | 3.2 | 119 |
| Higher Diploma | 100 | 115 | 0.0 | - | 0.0 | - | 0.0 | - | 0.0 | - | 0.0 | - | 40.0 | 46 | 56.5 | 65 | 3.5 | 4 |
| Master | 100 | 483 | 0.0 | - | 0.0 | - | 0.0 | - | 0.0 | - | 0.0 | - | 49.3 | 238 | 46.4 | 224 | 4.3 | 21 |
| Ph.D | 100 | 168 | 0.0 | - | 0.0 | - | 0.0 | - | 0.0 | - | 0.0 | - | 50.6 | 85 | 35.7 | 60 | 13.7 | 23 |
| Not Stated | 100 | 735 | 48.4 | 356 | 0.0 | - | 0.0 | - | 0.0 | - | 0.4 | 3 | 37.4 | 275 | 13.2 | 97 | 0.5 | 4 |
| Total | 100 | 46,541 | 0.8 | 378 | 0.0 | 2 | 0.1 | 36 | 0.1 | 38 | 0.2 | 91 | 44.6 | 20,777 | 52.9 | 24,597 | 1.3 | 622 |
| Urban | | | | | | | | | | | | | | | | | | |
| Illiterate | 100 | 2,091 | 0.1 | 2 | 0.0 | - | 0.3 | 6 | 0.0 | 1 | 1.1 | 24 | 49.5 | 1,035 | 48.5 | 1,015 | 0.4 | 8 |
| Read & Write only | 100 | 2,716 | 0.1 | 2 | 0.0 | - | 0.1 | 3 | 0.0 | 0 | 0.0 | 1 | 47.6 | 1,294 | 51.3 | 1,394 | 0.8 | 22 |
| Elementary | 100 | 5,945 | 0.1 | 5 | 0.0 | - | 0.1 | 3 | 0.1 | 4 | 0.1 | 4 | 47.3 | 2,814 | 51.3 | 3,048 | 1.1 | 67 |
| Preparatory | 100 | 7,328 | 0.1 | 5 | 0.0 | 1 | 0.1 | 4 | 0.0 | 1 | 0.1 | 7 | 52.6 | 3,851 | 46.0 | 3,369 | 1.2 | 90 |
| Secondary | 100 | 3,986 | 0.0 | 1 | 0.0 | - | 0.0 | - | 0.1 | 2 | 0.1 | 2 | 52.5 | 2,094 | 45.5 | 1,814 | 1.8 | 73 |
| Associated Diploma | 100 | 2,050 | 0.0 | - | 0.0 | - | 0.0 | - | 0.0 | 1 | 0.0 | - | 46.5 | 954 | 51.0 | 1,045 | 2.4 | 50 |
| Bachelor | 100 | 2,361 | 0.1 | 3 | 0.0 | - | 0.0 | - | 0.0 | - | 0.0 | - | 50.3 | 1,188 | 45.8 | 1,082 | 3.7 | 88 |
| Higher Diploma | 100 | 70 | 0.0 | - | 0.0 | - | 0.0 | - | 0.0 | - | 0.0 | - | 44.3 | 31 | 52.9 | 37 | 2.9 | 2 |
| Master | 100 | 330 | 0.0 | - | 0.0 | - | 0.0 | - | 0.0 | - | 0.0 | - | 53.6 | 177 | 41.2 | 136 | 5.2 | 17 |
| Ph.D | 100 | 120 | 0.0 | - | 0.0 | - | 0.0 | - | 0.0 | - | 0.0 | - | 49.2 | 59 | 34.2 | 41 | 16.7 | 20 |
| Not Stated | 100 | 505 | 45.9 | 232 | 0.0 | - | 0.0 | - | 0.0 | - | 0.0 | - | 44.6 | 225 | 9.1 | 46 | 0.4 | 2 |
| Total | 100 | 27,502 | 0.9 | 250 | 0.0 | 1 | 0.1 | 16 | 0.0 | 9 | 0.1 | 38 | 49.9 | 13,722 | 47.4 | 13,027 | 1.6 | 439 |

Table 41 (Cont): Households in Jenin Governorate by Educational Attainment of Head of Household, Type of Housing Unit and Type of Locality, 2007

| Type of Locality and Educational Attainment of Head of Household | Type of Housing Unit | | | | | | | | | | | | | | | | | |
|--|----------------------|---------------|------------|------------|------------|----------|------------|-----------|------------|-----------|---------------|-----------|-------------|--------------|-------------|---------------|------------|------------|
| | Total | | Not Stated | | Other | | Marginal | | Tent | | Separate Room | | Apartment | | House | | Villa | |
| | % | No. | % | No. | % | No. | % | No. | % | No. | % | No. | % | No. | % | No. | % | No. |
| Rural | | | | | | | | | | | | | | | | | | |
| Illiterate | 100 | 1,787 | 0.1 | 1 | 0.1 | 1 | 0.6 | 10 | 0.6 | 11 | 1.9 | 34 | 36.1 | 645 | 60.5 | 1,081 | 0.2 | 4 |
| Read & Write only | 100 | 1,592 | 0.0 | - | 0.0 | - | 0.2 | 3 | 0.3 | 5 | 0.2 | 3 | 33.7 | 537 | 64.7 | 1,030 | 0.9 | 14 |
| Elementary | 100 | 3,449 | 0.0 | 1 | 0.0 | - | 0.1 | 5 | 0.3 | 9 | 0.2 | 7 | 31.0 | 1,069 | 67.8 | 2,337 | 0.6 | 21 |
| Preparatory | 100 | 4,877 | 0.0 | 1 | 0.0 | - | 0.0 | 1 | 0.0 | 2 | 0.1 | 3 | 34.9 | 1,704 | 64.1 | 3,126 | 0.8 | 40 |
| Secondary | 100 | 2,282 | 0.0 | - | 0.0 | - | 0.0 | 1 | 0.0 | 1 | 0.1 | 2 | 33.5 | 765 | 65.2 | 1,488 | 1.1 | 25 |
| Associated Diploma | 100 | 1,312 | 0.1 | 1 | 0.0 | - | 0.0 | - | 0.0 | - | 0.1 | 1 | 25.5 | 335 | 72.4 | 950 | 1.9 | 25 |
| Bachelor | 100 | 1,305 | 0.0 | - | 0.0 | - | 0.0 | - | 0.1 | 1 | 0.0 | - | 34.3 | 448 | 63.4 | 827 | 2.2 | 29 |
| Higher Diploma | 100 | 44 | 0.0 | - | 0.0 | - | 0.0 | - | 0.0 | - | 0.0 | - | 31.8 | 14 | 63.6 | 28 | 4.5 | 2 |
| Master | 100 | 140 | 0.0 | - | 0.0 | - | 0.0 | - | 0.0 | - | 0.0 | - | 37.1 | 52 | 60.0 | 84 | 2.9 | 4 |
| Ph.D | 100 | 47 | 0.0 | - | 0.0 | - | 0.0 | - | 0.0 | - | 0.0 | - | 53.2 | 25 | 40.4 | 19 | 6.4 | 3 |
| Not Stated | 100 | 203 | 56.2 | 114 | 0.0 | - | 0.0 | - | 0.0 | - | 1.5 | 3 | 18.2 | 37 | 23.2 | 47 | 1.0 | 2 |
| Total | 100 | 17,038 | 0.7 | 118 | 0.0 | 1 | 0.1 | 20 | 0.2 | 29 | 0.3 | 53 | 33.0 | 5,631 | 64.7 | 11,017 | 1.0 | 169 |
| Camps | | | | | | | | | | | | | | | | | | |
| Illiterate | 100 | 239 | 0.0 | - | 0.0 | - | 0.0 | - | 0.0 | - | 0.0 | - | 64.9 | 155 | 35.1 | 84 | 0.0 | - |
| Read & Write only | 100 | 215 | 0.0 | - | 0.0 | - | 0.0 | - | 0.0 | - | 0.0 | - | 70.2 | 151 | 29.3 | 63 | 0.5 | 1 |
| Elementary | 100 | 410 | 0.0 | - | 0.0 | - | 0.0 | - | 0.0 | - | 0.0 | - | 68.3 | 280 | 30.7 | 126 | 1.0 | 4 |
| Preparatory | 100 | 559 | 0.0 | - | 0.0 | - | 0.0 | - | 0.0 | - | 0.0 | - | 76.9 | 430 | 22.7 | 127 | 0.4 | 2 |
| Secondary | 100 | 284 | 0.0 | - | 0.0 | - | 0.0 | - | 0.0 | - | 0.0 | - | 73.9 | 210 | 24.3 | 69 | 1.8 | 5 |
| Associated Diploma | 100 | 158 | 0.0 | - | 0.0 | - | 0.0 | - | 0.0 | - | 0.0 | - | 62.7 | 99 | 37.3 | 59 | 0.0 | - |
| Bachelor | 100 | 94 | 0.0 | - | 0.0 | - | 0.0 | - | 0.0 | - | 0.0 | - | 79.8 | 75 | 18.1 | 17 | 2.1 | 2 |
| Higher Diploma | 100 | 1 | 0.0 | - | 0.0 | - | 0.0 | - | 0.0 | - | 0.0 | - | 100 | 1 | 0.0 | - | 0.0 | - |
| Master | 100 | 13 | 0.0 | - | 0.0 | - | 0.0 | - | 0.0 | - | 0.0 | - | 69.2 | 9 | 30.8 | 4 | 0.0 | - |
| Ph.D | 100 | 1 | 0.0 | - | 0.0 | - | 0.0 | - | 0.0 | - | 0.0 | - | 100 | 1 | 0.0 | - | 0.0 | - |
| Not Stated | 100 | 27 | 37.0 | 10 | 0.0 | - | 0.0 | - | 0.0 | - | 0.0 | - | 48.1 | 13 | 14.8 | 4 | 0.0 | - |
| Total | 100 | 2,001 | 0.5 | 10 | 0.0 | - | 0.0 | - | 0.0 | - | 0.0 | - | 71.2 | 1,424 | 27.6 | 553 | 0.7 | 14 |

Table 42: Occupied Housing Units in Jenin Governorate by Type of Housing Unit, Methods of Solid Waste Disposal and Type of Locality, 2007

| Type of Locality and Type of Housing Unit | Methods of Solid Waste Disposal | | | | | | | |
|---|---------------------------------|------------|------------|-----------------|------------------------------|--------------|--------------------------------------|---|
| | Total | Not Stated | Other | Thrown randomly | Throwing into a dumping site | Burned | Throwing it in the nearest container | |
| Jenin Governorate | | | | | | | | |
| Villa | 622 | 2 | 4 | 5 | 18 | 8 | 585 | |
| House | 24,597 | 54 | 103 | 347 | 778 | 1,283 | 22,032 | |
| Apartment | 20,777 | 160 | 76 | 298 | 494 | 616 | 19,133 | |
| Other* | 167 | 3 | 4 | 20 | 5 | 67 | 68 | * |
| Not Stated | 378 | 251 | - | - | 2 | 10 | 115 | |
| Total | 46,541 | 470 | 187 | 670 | 1,297 | 1,984 | 41,933 | |
| Urban | | | | | | | | |
| Villa | 439 | 1 | 3 | 3 | 13 | 7 | 412 | |
| House | 13,027 | 22 | 22 | 128 | 451 | 433 | 11,971 | |
| Apartment | 13,722 | 128 | 43 | 194 | 300 | 217 | 12,840 | |
| Other* | 64 | - | 2 | 3 | 2 | 23 | 34 | * |
| Not Stated | 250 | 161 | - | - | 2 | 1 | 86 | |
| Total | 27,502 | 312 | 70 | 328 | 768 | 681 | 25,343 | |
| Rural | | | | | | | | |
| Villa | 169 | 1 | 1 | 2 | 5 | 1 | 159 | |
| House | 11,017 | 31 | 81 | 218 | 315 | 845 | 9,527 | |
| Apartment | 5,631 | 26 | 29 | 104 | 171 | 390 | 4,911 | |
| Other* | 103 | 3 | 2 | 17 | 3 | 44 | 34 | * |
| Not Stated | 118 | 82 | - | - | - | 9 | 27 | |
| Total | 17,038 | 143 | 113 | 341 | 494 | 1,289 | 14,658 | |
| Camps | | | | | | | | |
| Villa | 14 | - | - | - | - | - | 14 | |
| House | 553 | 1 | - | 1 | 12 | 5 | 534 | |
| Apartment | 1,424 | 6 | 4 | - | 23 | 9 | 1,382 | |
| Other* | - | - | - | - | - | - | - | * |
| Not Stated | 10 | 8 | - | - | - | - | 2 | |
| Total | 2,001 | 15 | 4 | 1 | 35 | 14 | 1,932 | |

*Other include (Separate Room, Tent, Marginal and Other)

() *

Table 43: Occupied Housing Units in Jenin Governorate by Educational Attainment of Head of Household, Methods of Solid Waste Disposal and Type of Locality, 2007

| Type of Locality and Educational Attainment of Head of Household | Methods of Solid Waste Disposal | | | | | | |
|--|---------------------------------|------------|------------|-----------------|------------------------------|--------------|--------------------------------------|
| | Total | Not Stated | Other | Thrown randomly | Throwing Into a Dumping Site | Burned | Throwing it in the Nearest Container |
| Jenin Governorate | | | | | | | |
| Illiterate | 4,117 | 7 | 25 | 103 | 96 | 202 | 3,684 |
| Read & Write only | 4,523 | 5 | 9 | 92 | 143 | 259 | 4,015 |
| Elementary | 9,804 | 13 | 22 | 136 | 279 | 495 | 8,859 |
| Preparatory | 12,764 | 14 | 53 | 180 | 364 | 562 | 11,591 |
| Secondary | 6,552 | 4 | 28 | 87 | 177 | 231 | 6,025 |
| Associated Diploma | 3,520 | 4 | 15 | 20 | 106 | 101 | 3,274 |
| Bachelor | 3,760 | 3 | 32 | 44 | 103 | 103 | 3,475 |
| Higher Diploma | 115 | - | 2 | 1 | 4 | 4 | 104 |
| Master | 483 | 1 | 1 | 2 | 8 | 12 | 459 |
| Ph.D | 168 | - | - | 3 | 3 | 1 | 161 |
| Not Stated | 735 | 419 | - | 2 | 14 | 14 | 286 |
| Total | 46,541 | 470 | 187 | 670 | 1,297 | 1,984 | 41,933 |
| Urban | | | | | | | |
| Illiterate | 2,091 | 5 | 6 | 47 | 49 | 55 | 1,929 |
| Read & Write only | 2,716 | 2 | 4 | 34 | 88 | 87 | 2,501 |
| Elementary | 5,945 | 10 | 7 | 70 | 174 | 172 | 5,512 |
| Preparatory | 7,328 | 7 | 18 | 75 | 214 | 194 | 6,820 |
| Secondary | 3,986 | 2 | 13 | 53 | 104 | 90 | 3,724 |
| Associated Diploma | 2,050 | 2 | 6 | 16 | 60 | 41 | 1,925 |
| Bachelor | 2,361 | 1 | 15 | 27 | 63 | 34 | 2,221 |
| Higher Diploma | 70 | - | 1 | - | - | - | 69 |
| Master | 330 | 1 | - | 2 | 5 | 4 | 318 |
| Ph.D | 120 | - | - | 3 | 2 | - | 115 |
| Not Stated | 505 | 282 | - | 1 | 9 | 4 | 209 |
| Total | 27,502 | 312 | 70 | 328 | 768 | 681 | 25,343 |

Table 43 (Cont.): Occupied Housing Units in Jenin Governorate by Educational Attainment of Head of Household, Methods of Solid Waste Disposal and Type of Locality, 2007

| Type of Locality and Educational Attainment of Head of Household | Methods of Solid Waste Disposal | | | | | | |
|--|---------------------------------|------------|------------|-----------------|------------------------------|--------------|--------------------------------------|
| | Total | Not Stated | Other | Thrown randomly | Throwing Into a Dumping Site | Burned | Throwing it in the Nearest Container |
| Rural | | | | | | | |
| Illiterate | 1,787 | 2 | 19 | 56 | 42 | 146 | 1,522 |
| Read & Write only | 1,592 | 3 | 4 | 58 | 53 | 170 | 1,304 |
| Elementary | 3,449 | 3 | 15 | 66 | 104 | 320 | 2,941 |
| Preparatory | 4,877 | 5 | 34 | 105 | 139 | 363 | 4,231 |
| Secondary | 2,282 | 2 | 14 | 33 | 63 | 138 | 2,032 |
| Associated Diploma | 1,312 | 2 | 9 | 4 | 44 | 60 | 1,193 |
| Bachelor | 1,305 | 2 | 17 | 17 | 38 | 69 | 1,162 |
| Higher Diploma | 44 | - | 1 | 1 | 3 | 4 | 35 |
| Master | 140 | - | - | - | 3 | 8 | 129 |
| Ph.D | 47 | - | - | - | 1 | 1 | 45 |
| Not Stated | 203 | 124 | - | 1 | 4 | 10 | 64 |
| Total | 17,038 | 143 | 113 | 341 | 494 | 1,289 | 14,658 |
| Camps | | | | | | | |
| Illiterate | 239 | - | - | - | 5 | 1 | 233 |
| Read & Write only | 215 | - | 1 | - | 2 | 2 | 210 |
| Elementary | 410 | - | - | - | 1 | 3 | 406 |
| Preparatory | 559 | 2 | 1 | - | 11 | 5 | 540 |
| Secondary | 284 | - | 1 | 1 | 10 | 3 | 269 |
| Associated Diploma | 158 | - | - | - | 2 | - | 156 |
| Bachelor | 94 | - | - | - | 2 | - | 92 |
| Higher Diploma | 1 | - | - | - | 1 | - | - |
| Master | 13 | - | 1 | - | - | - | 12 |
| Ph.D | 1 | - | - | - | - | - | 1 |
| Not Stated | 27 | 13 | - | - | 1 | - | 13 |
| Total | 2,001 | 15 | 4 | 1 | 35 | 14 | 1,932 |

Table 44: Households in Jenin Governorate by Methods of Solid Waste Disposal, Sex, Activity Status of Head of Household and Type of Locality, 2007

| Type of Locality and Methods of Solid Waste Disposal | Total | | Activity Status and Sex of Head of Household | | | | | | | | | | |
|--|-------------------------|---------------|--|------------|-------------------------|--------------|------------------------|--------------|-----------|--------------|------------|---------------|--|
| | | | Not Stated | | Not Economically Active | | Economically Active | | | | | | |
| | Unemployed Never Worked | | | | | | Unemployed Ever Worked | | Employed | | | | |
| | Female | Male | Female | Male | Female | Male | Female | Male | Female | Male | Female | Male | |
| Jenin Governorate | | | | | | | | | | | | | |
| Throwing it in the Nearest Container | 4,369 | 37,564 | 46 | 287 | 3,802 | 5,458 | 12 | 1,116 | 20 | 2,163 | 489 | 28,540 | |
| Burned | 169 | 1,815 | 1 | 16 | 156 | 301 | - | 109 | - | 162 | 12 | 1,227 | |
| Throwing Into a Dumping Site | 104 | 1,193 | 3 | 16 | 94 | 170 | - | 57 | - | 61 | 7 | 889 | |
| Thrown Randomly | 71 | 599 | 1 | 2 | 68 | 91 | - | 37 | - | 42 | 2 | 427 | |
| Others | 18 | 169 | - | - | 16 | 34 | - | 1 | - | 14 | 2 | 120 | |
| Not Stated | 57 | 413 | 48 | 369 | 8 | 6 | - | 2 | - | 5 | 1 | 31 | |
| Total | 4,788 | 41,753 | 99 | 690 | 4,144 | 6,060 | 12 | 1,322 | 20 | 2,447 | 513 | 31,234 | |
| Urban | | | | | | | | | | | | | |
| Throwing it in the Nearest Container | 2,584 | 22,759 | 32 | 218 | 2,242 | 3,293 | 8 | 659 | 10 | 1,261 | 292 | 17,328 | |
| Burned | 71 | 610 | - | 6 | 65 | 94 | - | 29 | - | 60 | 6 | 421 | |
| Throwing Into a Dumping Site | 60 | 708 | 2 | 12 | 54 | 92 | - | 43 | - | 32 | 4 | 529 | |
| Thrown Randomly | 40 | 288 | 1 | 2 | 39 | 44 | - | 16 | - | 26 | - | 200 | |
| Others | 7 | 63 | - | - | 6 | 16 | - | - | - | 3 | 1 | 44 | |
| Not Stated | 43 | 269 | 36 | 245 | 7 | 4 | - | 1 | - | 2 | - | 17 | |
| Total | 2,805 | 24,697 | 71 | 483 | 2,413 | 3,543 | 8 | 748 | 10 | 1,384 | 303 | 18,539 | |
| Rural | | | | | | | | | | | | | |
| Throwing it in the Nearest Container | 1,462 | 13,196 | 10 | 57 | 1,296 | 1,934 | 3 | 432 | 7 | 812 | 146 | 9,961 | |
| Burned | 98 | 1,191 | 1 | 10 | 91 | 205 | - | 79 | - | 102 | 6 | 795 | |
| Throwing Into a Dumping Site | 39 | 455 | 1 | 3 | 35 | 75 | - | 12 | - | 28 | 3 | 337 | |
| Thrown Randomly | 31 | 310 | - | - | 29 | 47 | - | 20 | - | 16 | 2 | 227 | |
| Others | 8 | 105 | - | - | 8 | 18 | - | 1 | - | 11 | - | 75 | |
| Not Stated | 12 | 131 | 10 | 113 | 1 | 2 | - | 1 | - | 3 | 1 | 12 | |
| Total | 1,650 | 15,388 | 22 | 183 | 1,460 | 2,281 | 3 | 545 | 7 | 972 | 158 | 11,407 | |
| Camps | | | | | | | | | | | | | |
| Throwing it in the Nearest Container | 323 | 1609 | 4 | 12 | 264 | 231 | 1 | 25 | 3 | 90 | 51 | 1251 | |
| Burned | - | 14 | - | - | - | 2 | - | 1 | - | - | - | 11 | |
| Throwing Into a Dumping Site | 5 | 30 | - | 1 | 5 | 3 | - | 2 | - | 1 | - | 23 | |
| Thrown Randomly | - | 1 | - | - | - | - | - | 1 | - | - | - | - | |
| Others | 3 | 1 | - | - | 2 | - | - | - | - | - | 1 | 1 | |
| Not Stated | 2 | 13 | 2 | 11 | - | - | - | - | - | - | - | 2 | |
| Total | 333 | 1668 | 6 | 24 | 271 | 236 | 1 | 29 | 3 | 91 | 52 | 1288 | |

2007

:45

Table 45: Households in Jenin Governorate by Availability of ICT Tools, Type of Housing Unit and Type of Locality, 2007

| Type of Locality and Availability of ICT Tools | Type of Housing Unit | | | | | نوع المسكن | | |
|--|----------------------|------------|-------------|---------------|---------------|------------|--|---------|
| | المجموع Total | Not Stated | * Other* | Apartment | House | Villa | | |
| Jenin Governorate | | | | | | | | |
| Palestinian Internet | | | | | | | | |
| 0 | 39,915 | 13 | 164 | 17,834 | 21,495 | 409 | | 0 |
| 1+ | 5,778 | 3 | - | 2,614 | 2,954 | 207 | | +1 |
| Not Stated | 848 | 362 | 3 | 329 | 148 | 6 | | |
| Total | 46,541 | 378 | 167 | 20,777 | 24,597 | 622 | | المجموع |
| Israeli Internet | | | | | | | | |
| 0 | 45,399 | 15 | 164 | 20,324 | 24,295 | 601 | | 0 |
| 1+ | 292 | 1 | - | 124 | 152 | 15 | | +1 |
| Not Stated | 850 | 362 | 3 | 329 | 150 | 6 | | |
| Total | 46,541 | 378 | 167 | 20,777 | 24,597 | 622 | | المجموع |
| Palestinian CellPhone | | | | | | | | |
| 0 | 13,813 | 8 | 129 | 5,959 | 7,610 | 107 | | 0 |
| 1 | 16,028 | 3 | 27 | 7,393 | 8,436 | 169 | | 1 |
| 2 | 10,942 | 3 | 6 | 5,288 | 5,462 | 183 | | 2 |
| 3+ | 4,854 | 1 | - | 1,794 | 2,901 | 157 | | +3 |
| Not Stated | 904 | 363 | 4 | 343 | 188 | 6 | | |
| Total | 46,541 | 378 | 167 | 20,777 | 24,597 | 622 | | |
| Israeli CellPhone | | | | | | | | |
| 0 | 29,073 | 10 | 118 | 13,695 | 14,857 | 393 | | 0 |
| 1 | 12,541 | 2 | 38 | 5,212 | 7,132 | 157 | | 1 |
| 2 | 3,312 | 3 | 6 | 1,294 | 1,963 | 46 | | 2 |
| 3+ | 693 | - | 1 | 215 | 458 | 19 | | +3 |
| Not Stated | 922 | 363 | 4 | 361 | 187 | 7 | | |
| Total | 46,541 | 378 | 167 | 20,777 | 24,597 | 622 | | |
| Computer | | | | | | | | |
| 0 | 28,157 | 11 | 152 | 12,840 | 14,954 | 200 | | 0 |
| 1 | 16,841 | 7 | 12 | 7,320 | 9,126 | 376 | | 1 |
| 2 | 691 | - | - | 297 | 361 | 33 | | 2 |
| 3+ | 66 | - | - | 19 | 39 | 8 | | +3 |
| Not Stated | 786 | 360 | 3 | 301 | 117 | 5 | | |
| Total | 46,541 | 378 | 167 | 20,777 | 24,597 | 622 | | |
| Total Person Using Internet | | | | | | | | |
| 0 | 31,231 | 13 | 155 | 14,145 | 16,624 | 294 | | 0 |
| 1 | 6,084 | 1 | 8 | 2,807 | 3,180 | 88 | | 1 |
| 2 | 4,283 | 2 | 1 | 1,957 | 2,239 | 84 | | 2 |
| 3+ | 4,009 | 1 | - | 1,508 | 2,350 | 150 | | +3 |
| Not Stated | 934 | 361 | 3 | 360 | 204 | 6 | | |
| Total | 46,541 | 378 | 167 | 20,777 | 24,597 | 622 | | |

*Other include(Separate Room, Tent, Marginal and Other)

()

*

Table 45 (Cont): Households in Jenin Governorate by Availability of ICT Tools, Type of Housing Unit and Type of Locality, 2007

| Type of Locality and Availability of ICT Tools | Type of Housing Unit | | | | | | المجموع |
|--|----------------------|------------|-------------|---------------|---------------|------------|----------------|
| | المجموع Total | Not Stated | * Other* | Apartment | House | Villa | |
| Urban | | | | | | | |
| Palestinian Internet | | | | | | | |
| 0 | 23,121 | 9 | 64 | 11,578 | 11,191 | 279 | 0 |
| 1+ | 3,796 | 3 | - | 1,880 | 1,756 | 157 | +1 |
| Not Stated | 585 | 238 | - | 264 | 80 | 3 | |
| Total | 27,502 | 250 | 64 | 13,722 | 13,027 | 439 | المجموع |
| Israeli Internet | | | | | | | |
| 0 | 26,702 | 11 | 64 | 13,364 | 12,841 | 422 | 0 |
| 1+ | 214 | 1 | - | 96 | 103 | 14 | +1 |
| Not Stated | 586 | 238 | - | 262 | 83 | 3 | |
| Total | 27,502 | 250 | 64 | 13,722 | 13,027 | 439 | المجموع |
| Palestinian CellPhone | | | | | | | |
| 0 | 7,454 | 6 | 52 | 3,581 | 3,753 | 62 | 0 |
| 1 | 9,280 | 2 | 10 | 4,780 | 4,383 | 105 | 1 |
| 2 | 6,964 | 3 | 2 | 3,747 | 3,076 | 136 | 2 |
| 3+ | 3,199 | 1 | - | 1,346 | 1,719 | 133 | +3 |
| Not Stated | 605 | 238 | - | 268 | 96 | 3 | |
| Total | 27,502 | 250 | 64 | 13,722 | 13,027 | 439 | |
| Israeli CellPhone | | | | | | | |
| 0 | 17,718 | 7 | 48 | 9,184 | 8,192 | 287 | 0 |
| 1 | 6,923 | 2 | 11 | 3,282 | 3,524 | 104 | 1 |
| 2 | 1,851 | 3 | 5 | 842 | 970 | 31 | 2 |
| 3+ | 402 | - | - | 138 | 251 | 13 | +3 |
| Not Stated | 608 | 238 | - | 276 | 90 | 4 | |
| Total | 27,502 | 250 | 64 | 13,722 | 13,027 | 439 | |
| Computer | | | | | | | |
| 0 | 15,856 | 7 | 60 | 8,178 | 7,486 | 125 | 0 |
| 1 | 10,601 | 6 | 4 | 5,056 | 5,254 | 281 | 1 |
| 2 | 454 | - | - | 221 | 209 | 24 | 2 |
| 3+ | 45 | - | - | 18 | 21 | 6 | +3 |
| Not Stated | 546 | 237 | - | 249 | 57 | 3 | |
| Total | 27,502 | 250 | 64 | 13,722 | 13,027 | 439 | المجموع |
| Total Person Using Internet | | | | | | | |
| 0 | 18,232 | 9 | 62 | 9,197 | 8,769 | 195 | 0 |
| 1 | 3,453 | 1 | 2 | 1,784 | 1,601 | 65 | 1 |
| 2 | 2,601 | 2 | - | 1,360 | 1,182 | 57 | 2 |
| 3+ | 2,590 | - | - | 1,101 | 1,370 | 119 | +3 |
| Not Stated | 626 | 238 | - | 280 | 105 | 3 | |
| Total | 27,502 | 250 | 64 | 13,722 | 13,027 | 439 | المجموع |

*Other include(Separate Room, Tent, Marginal and Other)

() *

Table 45 (Cont): Households in Jenin Governorate by Availability of ICT Tools, Type of Housing Unit and Type of Locality, 2007

| Type of Locality and Availability of ICT Tools | Type of Housing Unit | | | | | | المجموع |
|--|----------------------|------------|-------------|--------------|---------------|---------------------|----------------|
| | المجموع Total | Not Stated | * Other* | Apartment | House | نوع المسكن Villa | |
| Rural | | | | | | | |
| Palestinian Internet | | | | | | | |
| 0 | 15,029 | 4 | 100 | 4,981 | 9,825 | 119 | 0 |
| 1+ | 1,777 | - | - | 603 | 1,127 | 47 | +1 |
| Not Stated | 232 | 114 | 3 | 47 | 65 | 3 | |
| Total | 17,038 | 118 | 103 | 5,631 | 11,017 | 169 | المجموع |
| Israeli Internet | | | | | | | |
| 0 | 16,730 | 4 | 100 | 5,555 | 10,906 | 165 | 0 |
| 1+ | 76 | - | - | 28 | 47 | 1 | +1 |
| Not Stated | 232 | 114 | 3 | 48 | 64 | 3 | |
| Total | 17,038 | 118 | 103 | 5,631 | 11,017 | 169 | المجموع |
| Palestinian CellPhone | | | | | | | |
| 0 | 5,907 | 2 | 77 | 2,062 | 3,722 | 44 | 0 |
| 1 | 5,914 | 1 | 17 | 1,995 | 3,845 | 56 | 1 |
| 2 | 3,448 | - | 4 | 1,156 | 2,246 | 42 | 2 |
| 3+ | 1,502 | - | 1 | 362 | 1,115 | 24 | +3 |
| Not Stated | 267 | 115 | 4 | 56 | 89 | 3 | |
| Total | 17,038 | 118 | 103 | 5,631 | 11,017 | 169 | |
| Israeli CellPhone | | | | | | | |
| 0 | 9,802 | 3 | 70 | 3,393 | 6,240 | 96 | 0 |
| 1 | 5,259 | - | 27 | 1,681 | 3,500 | 51 | 1 |
| 2 | 1,418 | - | 1 | 424 | 980 | 13 | 2 |
| 3+ | 282 | - | 1 | 71 | 204 | 6 | +3 |
| Not Stated | 277 | 115 | 4 | 62 | 93 | 3 | |
| Total | 17,038 | 118 | 103 | 5,631 | 11,017 | 169 | |
| Computer | | | | | | | |
| 0 | 11,206 | 4 | 92 | 3,856 | 7,185 | 69 | 0 |
| 1 | 5,382 | 1 | 8 | 1,674 | 3,612 | 87 | 1 |
| 2 | 218 | - | - | 64 | 145 | 9 | 2 |
| 3+ | 21 | - | - | 1 | 18 | 2 | +3 |
| Not Stated | 211 | 113 | | 36 | 57 | 2 | |
| Total | 17,038 | 118 | 103 | 5,631 | 11,017 | 169 | |
| Total Person Using Internet | | | | | | | |
| 0 | 11,592 | 4 | 93 | 3,905 | 7,498 | 92 | 0 |
| 1 | 2,368 | | 6 | 839 | 1,504 | 19 | 1 |
| 2 | 1,509 | | 3 | 487 | 996 | 25 | 2 |
| 3+ | 1,300 | 1 | - | 346 | 923 | 30 | +3 |
| Not Stated | 269 | 113 | 3 | 54 | 96 | 3 | |
| Total | 17,038 | 118 | 103 | 5,631 | 11,017 | 169 | |

*Other include(Separate Room, Tent, Marginal and Other)

()

*

Table 45 (Cont): Households in Jenin Governorate by Availability of ICT Tools, Type of Housing Unit and Type of Locality, 2007

| Type of Locality and Availability of ICT Tools | Type of Housing Unit | | | | | | |
|--|----------------------|------------|-------------|--------------|------------|-----------|----|
| | المجموع Total | Not Stated | * Other* | Apartment | House | Villa | |
| Camps | | | | | | | |
| Palestinian Internet | | | | | | | |
| 0 | 1,765 | - | - | 1,275 | 479 | 11 | 0 |
| 1+ | 205 | - | - | 131 | 71 | 3 | +1 |
| Not Stated | 31 | 10 | - | 18 | 3 | - | |
| Total | 2,001 | 10 | - | 1,424 | 553 | 14 | |
| Israeli Internet | | | | | | | |
| 0 | 1,967 | - | - | 1,405 | 548 | 14 | 0 |
| 1+ | 2 | - | - | - | 2 | - | +1 |
| Not Stated | 22 | - | - | 19 | 3 | - | |
| Total | 1,991 | - | - | 1,424 | 553 | 14 | |
| Palestinian CellPhone | | | | | | | |
| 0 | 452 | - | - | 316 | 135 | 1 | 0 |
| 1 | 834 | - | - | 618 | 208 | 8 | 1 |
| 2 | 530 | - | - | 385 | 140 | 5 | 2 |
| 3+ | 153 | - | - | 86 | 67 | - | +3 |
| Not Stated | 32 | 10 | - | 19 | 3 | - | |
| Total | 2,001 | 10 | - | 1,424 | 553 | 14 | |
| Israeli CellPhone | | | | | | | |
| 0 | 1,553 | - | - | 1,118 | 425 | 10 | 0 |
| 1 | 359 | - | - | 249 | 108 | 2 | 1 |
| 2 | 43 | - | - | 28 | 13 | 2 | 2 |
| 3+ | 9 | - | - | 6 | 3 | - | +3 |
| Not Stated | 37 | 10 | - | 23 | 4 | - | |
| Total | 2,001 | 10 | - | 1,424 | 553 | 14 | |
| Computer | | | | | | | |
| 0 | 1,095 | - | - | 806 | 283 | 6 | 0 |
| 1 | 858 | - | - | 590 | 260 | 8 | 1 |
| 2 | 19 | - | - | 12 | 7 | - | 2 |
| 3+ | 29 | 10 | - | 16 | 3 | - | +3 |
| Not Stated | - | - | - | - | - | - | |
| Total | 2,001 | 10 | - | 1,424 | 553 | 14 | |
| Total Person Using Internet | | | | | | | |
| 0 | 1,407 | - | - | 1,043 | 357 | 7 | 0 |
| 1 | 263 | - | - | 184 | 75 | 4 | 1 |
| 2 | 173 | - | - | 110 | 61 | 2 | 2 |
| 3+ | 119 | - | - | 61 | 57 | 1 | +3 |
| Not Stated | 39 | 10 | - | 26 | 3 | - | |
| Total | 2,001 | 10 | - | 1,424 | 553 | 14 | |

*Other include(Separate Room, Tent, Marginal and Other)

() *

Table 46: Households in Jenin Governorate by Availability of ICT Tools, Housing Density and Type of Locality, 2007

| Type of Locality and Availability of ICT Tools | Housing Density | | | | | |
|--|-----------------|--------------|---------------|---------------|------------------|---------|
| | Total | +3 | 2.99 - 2.00 | 1.99 - 1.00 | 1 Less Than 1 | |
| Jenin Governorate | | | | | | |
| Palestinian Internet | | | | | | |
| 0 | 39,800 | 4,120 | 9,992 | 18,856 | 6,832 | 0 |
| 1+ | 5,761 | 269 | 1,114 | 3,492 | 886 | +1 |
| Not Stated | 146 | 17 | 21 | 64 | 44 | |
| Total | 45,707 | 4,406 | 11,127 | 22,412 | 7,762 | المجموع |
| Israeli Internet | | | | | | |
| 0 | 45,269 | 4,375 | 11,039 | 22,187 | 7,668 | 0 |
| 1+ | 291 | 14 | 69 | 158 | 50 | +1 |
| Not Stated | 147 | 17 | 19 | 67 | 44 | |
| Total | 45,707 | 4,406 | 11,127 | 22,412 | 7,762 | المجموع |
| Palestinian CellPhone | | | | | | |
| 0 | 13,780 | 1,400 | 3,247 | 6,170 | 2,963 | 0 |
| 1 | 15,984 | 1,784 | 4,142 | 7,544 | 2,514 | 1 |
| 2 | 10,917 | 824 | 2,380 | 5,850 | 1,863 | 2 |
| 3+ | 4,834 | 374 | 1,322 | 2,767 | 371 | +3 |
| Not Stated | 192 | 24 | 36 | 81 | 51 | |
| Total | 45,707 | 4,406 | 11,127 | 22,412 | 7,762 | |
| Israeli CellPhone | | | | | | |
| 0 | 28,989 | 2,644 | 6,526 | 14,286 | 5,533 | 0 |
| 1 | 12,509 | 1,325 | 3,388 | 6,105 | 1,691 | 1 |
| 2 | 3,306 | 304 | 912 | 1,643 | 447 | 2 |
| 3+ | 691 | 103 | 259 | 296 | 33 | +3 |
| Not Stated | 212 | 30 | 42 | 82 | 58 | |
| Total | 45,707 | 4,406 | 11,127 | 22,412 | 7,762 | |
| Computer | | | | | | |
| 0 | 28,077 | 3,004 | 6,579 | 12,800 | 5,694 | 0 |
| 1 | 16,784 | 1,337 | 4,391 | 9,129 | 1,927 | 1 |
| 2 | 690 | 54 | 138 | 399 | 99 | 2 |
| 3+ | 66 | 1 | 8 | 47 | 10 | +3 |
| Not Stated | 90 | 10 | 11 | 37 | 32 | |
| Total | 45,707 | 4,406 | 11,127 | 22,412 | 7,762 | |
| Total Person Using Internet | | | | | | |
| 0 | 31,140 | 3,294 | 7,683 | 14,543 | 5,620 | 0 |
| 1 | 6,067 | 500 | 1,349 | 3,085 | 1,133 | 1 |
| 2 | 4,272 | 267 | 927 | 2,312 | 766 | 2 |
| 3+ | 3,996 | 322 | 1,116 | 2,365 | 193 | +3 |
| Not Stated | 232 | 23 | 52 | 107 | 50 | |
| Total | 45,707 | 4,406 | 11,127 | 22,412 | 7,762 | |

Table 46(Cont): Households in Jenin Governorate by Availability of ICT Tools, Housing Density and Type of Locality, 2007


| Type of Locality and Availability of ICT Tools | Housing Density | | | | | |
|--|-----------------|--------------|--------------|---------------|------------------|---------|
| | Total | +3 | 2.99 - 2.00 | 1.99 - 1.00 | 1 Less Than 1 | |
| Urban | | | | | | |
| Palestinian Internet | | | | | | |
| 0 | 23,049 | 2,296 | 5,606 | 11,087 | 4,060 | 0 |
| 1+ | 3,785 | 165 | 671 | 2,348 | 601 | +1 |
| Not Stated | 91 | 9 | 11 | 43 | 28 | |
| Total | 26,925 | 2,470 | 6,288 | 13,478 | 4,689 | المجموع |
| Israeli Internet | | | | | | |
| 0 | 26,621 | 2,450 | 6,234 | 13,317 | 4,620 | 0 |
| 1+ | 213 | 11 | 43 | 118 | 41 | +1 |
| Not Stated | 91 | 9 | 11 | 43 | 28 | |
| Total | 26,925 | 2,470 | 6,288 | 13,478 | 4,689 | المجموع |
| Palestinian CellPhone | | | | | | |
| 0 | 7,432 | 735 | 1,707 | 3,347 | 1,643 | 0 |
| 1 | 9,257 | 1,012 | 2,289 | 4,433 | 1,523 | 1 |
| 2 | 6,945 | 495 | 1,426 | 3,778 | 1,246 | 2 |
| 3+ | 3,185 | 217 | 845 | 1,876 | 247 | +3 |
| Not Stated | 106 | 11 | 21 | 44 | 30 | |
| Total | 26,925 | 2,470 | 6,288 | 13,478 | 4,689 | |
| Israeli CellPhone | | | | | | |
| 0 | 17,660 | 1,549 | 3,818 | 8,875 | 3,418 | 0 |
| 1 | 6,906 | 683 | 1,823 | 3,434 | 966 | 1 |
| 2 | 1,847 | 168 | 487 | 942 | 250 | 2 |
| 3+ | 401 | 56 | 140 | 182 | 23 | +3 |
| Not Stated | 111 | 14 | 20 | 45 | 32 | |
| Total | 26,925 | 2,470 | 6,288 | 13,478 | 4,689 | |
| Computer | | | | | | |
| 0 | 15,807 | 1,668 | 3,573 | 7,247 | 3,319 | 0 |
| 1 | 10,563 | 768 | 2,617 | 5,897 | 1,281 | 1 |
| 2 | 454 | 26 | 88 | 278 | 62 | 2 |
| 3+ | 45 | 1 | 5 | 31 | 8 | +3 |
| Not Stated | 56 | 7 | 5 | 25 | 19 | |
| Total | 26,925 | 2,470 | 6,288 | 13,478 | 4,689 | |
| Total Person Using Internet | | | | | | |
| 0 | 18,175 | 1,846 | 4,376 | 8,562 | 3,391 | 0 |
| 1 | 3,442 | 273 | 715 | 1,819 | 635 | 1 |
| 2 | 2,594 | 161 | 521 | 1,420 | 492 | 2 |
| 3+ | 2,582 | 177 | 654 | 1,613 | 138 | +3 |
| Not Stated | 132 | 13 | 22 | 64 | 33 | |
| Total | 26,925 | 2,470 | 6,288 | 13,478 | 4,689 | |

Table 46 (Cont): Households in Jenin Governorate by Availability of ICT Tools, Housing Density and Type of Locality, 2007

| Type of Locality and Availability of ICT Tools | Housing Density | | | | | |
|--|-----------------|--------------|--------------|--------------|------------------|-------|
| | Total | +3 | 2.99 - 2.00 | 1.99 - 1.00 | 1 Less Than 1 | |
| Rural | | | | | | |
| Palestinian Internet | | | | | | |
| 0 | 14,988 | 1,659 | 3,896 | 6,938 | 2,495 | 0 |
| 1+ | 1,771 | 89 | 399 | 1,022 | 261 | +1 |
| Not Stated | 49 | 8 | 10 | 18 | 13 | |
| Total | 16,808 | 1,756 | 4,305 | 7,978 | 2,769 | |
| Israeli Internet | | | | | | |
| 0 | 16,683 | 1,745 | 4,272 | 7,919 | 2,747 | 0 |
| 1+ | 76 | 3 | 25 | 39 | 9 | +1 |
| Not Stated | 49 | 8 | 8 | 20 | 13 | |
| Total | 16,808 | 1,756 | 4,305 | 7,978 | 2,769 | |
| Palestinian CellPhone | | | | | | |
| 0 | 5,896 | 624 | 1,443 | 2,636 | 1,193 | 0 |
| 1 | 5,895 | 694 | 1,611 | 2,704 | 886 | 1 |
| 2 | 3,442 | 287 | 812 | 1,787 | 556 | 2 |
| 3+ | 1,496 | 139 | 424 | 817 | 116 | +3 |
| Not Stated | 79 | 12 | 15 | 34 | 18 | |
| Total | 16,808 | 1,756 | 4,305 | 7,978 | 2,769 | |
| Israeli CellPhone | | | | | | |
| 0 | 9,777 | 962 | 2,309 | 4,647 | 1,859 | 0 |
| 1 | 5,245 | 600 | 1,445 | 2,513 | 687 | 1 |
| 2 | 1,416 | 133 | 416 | 675 | 192 | 2 |
| 3+ | 281 | 47 | 115 | 110 | 9 | +3 |
| Not Stated | 89 | 14 | 20 | 33 | 22 | |
| Total | 16,808 | 1,756 | 4,305 | 7,978 | 2,769 | |
| Computer | | | | | | حاسوب |
| 0 | 11,177 | 1,250 | 2,743 | 5,041 | 2,143 | 0 |
| 1 | 5,363 | 477 | 1,506 | 2,802 | 578 | 1 |
| 2 | 217 | 26 | 47 | 109 | 35 | 2 |
| 3+ | 21 | | 3 | 16 | 2 | +3 |
| Not Stated | 30 | 3 | 6 | 10 | 11 | |
| Total | 16,808 | 1,756 | 4,305 | 7,978 | 2,769 | |
| Total Person Using Internet | | | | | | |
| 0 | 11,560 | 1,327 | 2,936 | 5,308 | 1,989 | 0 |
| 1 | 2,362 | 198 | 570 | 1,135 | 459 | 1 |
| 2 | 1,505 | 88 | 363 | 797 | 257 | 2 |
| 3+ | 1,295 | 133 | 411 | 701 | 50 | +3 |
| Not Stated | 86 | 10 | 25 | 37 | 14 | |
| Total | 16,808 | 1,756 | 4,305 | 7,978 | 2,769 | |

Table 46 (Cont): Households in Jenin Governorate by Availability of ICT Tools, Housing Density and Type of Locality, 2007

| Type of Locality and Availability of ICT Tools | Housing Density | | | | | |
|--|-----------------|------------|-------------|-------------|------------------|----------------|
| | Total | +3 | 2.99 - 2.00 | 1.99 - 1.00 | 1 Less Than 1 | |
| Camps | | | | | | |
| Palestinian Internet | | | | | | |
| 0 | 1,763 | 165 | 490 | 831 | 277 | 0 |
| 1+ | 205 | 15 | 44 | 122 | 24 | +1 |
| Not Stated | 6 | - | - | 3 | 3 | |
| Total | 1,974 | 180 | 534 | 956 | 304 | المجموع |
| Israeli Internet | | | | | | |
| 0 | 1,965 | 180 | 533 | 951 | 301 | 0 |
| 1+ | 2 | - | 1 | 1 | - | +1 |
| Not Stated | 7 | - | - | 4 | 3 | |
| Total | 1,974 | 180 | 534 | 956 | 304 | المجموع |
| Palestinian CellPhone | | | | | | |
| 0 | 452 | 41 | 97 | 187 | 127 | 0 |
| 1 | 832 | 78 | 242 | 407 | 105 | 1 |
| 2 | 530 | 42 | 142 | 285 | 61 | 2 |
| 3+ | 153 | 18 | 53 | 74 | 8 | +3 |
| Not Stated | 7 | 1 | - | 3 | 3 | |
| Total | 1,974 | 180 | 534 | 956 | 304 | |
| Israeli CellPhone | | | | | | |
| 0 | 1,552 | 133 | 399 | 764 | 256 | 0 |
| 1 | 358 | 42 | 120 | 158 | 38 | 1 |
| 2 | 43 | 3 | 9 | 26 | 5 | 2 |
| 3+ | 9 | - | 4 | 4 | 1 | +3 |
| Not Stated | 12 | 2 | 2 | 4 | 4 | |
| Total | 1,974 | 180 | 534 | 956 | 304 | |
| Computer | | | | | | حاسوب |
| 0 | 1,093 | 86 | 263 | 512 | 232 | 0 |
| 1 | 858 | 92 | 268 | 430 | 68 | 1 |
| 2 | 19 | 2 | 3 | 12 | 2 | 2 |
| 3+ | - | - | - | - | - | +3 |
| Not Stated | 4 | - | - | 2 | 2 | |
| Total | 1,974 | 180 | 534 | 956 | 304 | |
| Total Person Using Internet | | | | | | |
| 0 | 1,405 | 121 | 371 | 673 | 240 | 0 |
| 1 | 263 | 29 | 64 | 131 | 39 | 1 |
| 2 | 173 | 18 | 43 | 95 | 17 | 2 |
| 3+ | 119 | 12 | 51 | 51 | 5 | +3 |
| Not Stated | 14 | - | 5 | 6 | 3 | |
| Total | 1,974 | 180 | 534 | 956 | 304 | |




**Palestinian National Authority
Palestinian Central Bureau of Statistics
Population, Housing and Establishment Census 2007**



**Final Results
Housing Report
Jenin Governorate**

April, 2009

PAGE NUMBERS OF ENGLISH TEXT ARE PRINTED IN SQUARE BRACKETS.
TABLES ARE PRINTED IN THE ARABIC ORDER (FROM RIGHT TO LEFT).



This document is prepared in accordance with the standard procedures stated in the Code of Practice for Palestine Official Statistics 2006

© April, 2009.
All rights reserved.

Suggested Citation:

Palestinian Central Bureau of Statistics, 2009. *Population, Housing and Establishment Census 2007, Final Results- Housing Report – Jenin Governorate.* Ramallah - Palestine.

All correspondence should be directed to:
Palestinian Central Bureau of Statistics
P.O.Box 1647 Ramallah, Palestine.

Tel: (972/970) 2 242 6340
Fax: (972/970) 2 242 6343
E-Mail: diwan@pcbs.gov.ps
web-site: <http://www.pcbs.gov.ps>

Acknowledgments

The Population, Housing and Establishment Census (PHC-2007) is the second census conducted by the Palestinian Central Bureau of Statistics (PCBS) since the Palestinian National Authority (PNA) was established in 1994. The PHC-2007 was conducted in a very critical and complicated political, administrative, financial and organizational environment. It could not have been accomplished without the generous support of a number of friendly countries, international and national institutions and personalities.

The implementation of the PHC-2007 was co-financed by the PNA, United Nations Population Fund (UNFPA), the Core Funding Group (CFG) of PCBS (Norway, Netherlands, and Switzerland), OPEC Fund for International Development (OFID), Australia, and the United Nations Children's Fund (UNICEF), and the European Union (EU).

PCBS would not have been able to implement the PHC-2007 as a national project in such complicated circumstances without the important contribution made by the PHC-2007 National Higher Committee, the committees in the governorates, publicity campaign committees, and many other official and popular supporting committees and bodies.

We would also like to highlight the outstanding efforts made by the Census National Director, Executive Director, and all census national team members to plan, manage, implement, supervise, monitor, and coordinate census activities: senior assistants of the national and executive director, census directors in the governorates and their assistants, coordinators of the publicity campaign and their assistants, field supervisors, field observers, enumerators, administrators and other team members.

Printing of this document has been produced with financial assistance of the European Union. The contents of this document are the sole responsibility of the PCBS.

PCBS extends its deep thanks to all of these personalities and institutions for the tremendous efforts they exerted to bring the second Palestinian census to light.

Team Work

- **Report Preparation**
Ruba Qubbaj
Nehaya Odeh
- **Maps Design**
Amal Jabr
- **Graphic Design**
Ahmad Sawalmeh
- **Dissemination Standard**
Hanan Janajreh
- **Preliminary Review**
Mahmoud Abd-Alrhman
Abdallah Najjar
Saleh Al Kafri
Mahmoud Jaradat
- **Final Review and Overall Supervision**
Dr. Luay Shabaneh. PCBS President/ Census National Director

Preface

The PHC-2007 is an important pillar of the national development process and a primary prerequisite for socioeconomic planning. Furthermore, it helps reinforce the Palestinian sovereignty on the ground. Countries around the world usually conduct censuses every decade according to the degree of population stability, the amount of potential change in the demographic characteristics and the availability of financial resources.

Realizing the importance of filling the gap regarding society's statistical needs on the current situation in the Palestinian Territory, PCBS conducted the first national Population, Housing and Establishment Census in 1997. PHC-2007 was conducted for legal, development and statistical considerations. Success was strongly attributed to the huge efforts exerted by the national census team and the continuous support of the Palestinian leadership.

The main objective of the PHC-2007 is to update statistical data on the Palestinian population, housing units, economic establishments and agricultural holdings, and to provide small area statistics to planners and decision makers. PHC-2007 will contribute to realizing a balanced and comprehensive development in all sectors.

PHC-2007 was designed and implemented in accordance with United Nations principles and recommendations of the Population and Housing Census taking into consideration the local Palestinian needs. Special attention was given to affording complete and adequate data on the size, structure, distribution and characteristics of the demographic, economic and social components of the Palestinian population; the characteristics of housing units, The number and characteristics of the economic establishments and making an inventory of agricultural holdings. Consequently, obtained statistical data will foster and support the role and efficiency of planning both on the national and local government levels.

As part of PCBS's efforts to provide users with the census results as soon as possible, the national census team made every possible effort to fulfill it. We were able to publish the preliminary results of the census five weeks after the end of the census field work events. This is considered record time compared to other countries. In addition, the final results of the housing and housing conditions for the West Bank were also disseminated.

We are pleased to present this report as part of the detailed reports about the characteristics of housing and housing conditions at the Governorate level. This report contains the housing census final results in Jenin Governorate.

We hope that it will be a reference for all planners, decision makers and policy makers in the public and private sectors and for civil society institutions.

April, 2009

**Luay Shabaneh, Ph.D.
President of PCBS/
Census National Director**

Important Notes

1. For more information about the methodology and data quality, please refer to the report titled "Census Final Results- population Report- West Bank " , which is available at: <http://www.pcbs.gov.ps/Census2007/DesktopDefault.aspx?tabID=4181&lang=ar-JO>
2. Population and Housing data are based on the actually enumerated population and the occupied housing units with private households and doesn't include the collectives households and the enumerated population in it.
3. In some tables the total of percentages might not add up to 100% due to rounding.
4. A set of special symbols were used in the tables of this report. The representation of these symbols are:
 - (-) Nil (not found).
 - (0) less than 0.05%.

Table of Contents

| Subject | Page |
|-------------------|--|
| Acknowledgment | |
| Preface | |
| Important Notes | |
| Table of Contents | |
| List of Tables | |
| List of Figures | |
| Chapter One: | Concepts and Definitions [19] |
| | 2.1 Geographical, Administrative and Statistical Divisions [19] |
| | 2.2 General Definitions [19] |
| | 2.3 The Basic Definitions for the Population Characteristics [20] |
| | 2.4 The Basic Definitions for the Housing Units Characteristics [23] |
| Chapter Two: | Main Results [27] |
| | 3.1 Number of Rooms in Housing Unit [27] |
| | 3.2 Occupied Housing Units by their Type [27] |
| | 3.3 Occupied Housing Units by Tenure of Housing Unit [27] |
| | 3.4 Housing Density [28] |
| | 3.5 Occupied Housing Units by Main Water Source [28] |
| | 3.6 Occupied Housing Units by Connection to the Electricity Network [28] |
| | 3.7 Occupied Housing Units by Connection to the Sewage System [28] |
| | 3.8 Availability of Durable Goods [28] |
| | Tables 41 |

List of Tables

| Table | Page |
|--|-------------|
| Table 1: Selected Main Indicators for Housing Conditions in Jenin Governorate by Type of Locality 1997, 2007 | 43 |
| Table 2: Occupied Housing Units in Jenin Governorate by Type of Locality and Number of Rooms in Housing Unit, 2007 | 44 |
| Table 3: Occupied Housing Units and Persons in Jenin Governorate by Type of Housing Unit, Number of Rooms in Housing Unit and Type of Locality, 2007 | 45 |
| Table 4: Occupied Housing Units and Persons in Jenin Governorate by Locality and Number of Rooms in Housing Unit, 2007 | 47 |
| Table 5: Occupied Housing Units and Persons in Jenin Governorate by Type of Locality and Number of Rooms for Sleeping in Housing Unit, 2007 | 54 |
| Table 6: Occupied Housing Units and Persons in Jenin Governorate by Type of Housing Unit, Main Source of Water in Housing Unit and Type of Locality, 2007 | 55 |
| Table 7: Occupied Housing Units and Persons in Jenin Governorate by Locality and Main Source of water, 2007 | 57 |
| Table 8: Occupied Housing Units and Persons in Jenin Governorate by Type of Housing Unit, Connection to Electricity in Housing Unit and Type of Locality, 2007 | 64 |
| Table 9: Occupied Housing Units and Persons in Jenin Governorate by Locality and Connection to Electricity in Housing Unit, 2007 | 66 |
| Table 10: Occupied Housing Units and Persons in Jenin Governorate by Type of Housing Unit, Connection to Sewage System in Housing Unit and Type of Locality, 2007 | 73 |
| Table 11: Occupied Housing Units and Persons in Jenin Governorate by Locality and Connection to Sewage System in Housing Unit, 2007 | 75 |
| Table 12: Occupied Housing Units and Persons in Jenin Governorate by Type of Housing Unit and Availability of Kitchen in Housing Unit and Type of Locality, 2007 | 82 |
| Table 13: Occupied Housing Units and Persons in Jenin Governorate by Locality and Availability of Kitchen in Housing Unit, 2007 | 84 |
| Table 14: Occupied Housing Units and Persons in Jenin Governorate by Type of Housing Unit, Availability of Bathroom in Housing Unit and Type of Locality, 2007 | 91 |
| Table 15: Occupied Housing Units and Persons in Jenin Governorate by Locality and Availability of Bathroom in Housing Unit, 2007 | 93 |
| Table 16: Occupied Housing Units and Persons in Jenin Governorate by Type of Housing Unit, Availability of Toilet and Type of Locality, 2007 | 100 |
| Table 17: Occupied Housing Units and Persons in Jenin Governorate by Locality and Availability of Toilet in Housing Unit, 2007 | 102 |

| Table | Page |
|--|-------------|
| Table 18: Households and Persons in Jenin Governorate by Type of Housing Unit, Tenure of Housing Unit and Type of Locality, 2007 | 109 |
| Table 19: Households and Persons in Jenin Governorate by Type of Housing Unit, Tenure of Housing Unit and Type of Locality, 2007 | 111 |
| Table 20: Households in Jenin Governorate by Type of Housing Unit, Type of Household and Type of Locality, 2007 | 118 |
| Table 21: Households in Jenin Governorate by Age, Sex of Head of Household, Type of Housing Unit and Type of Locality, 2007 | 120 |
| Table 22: Households in Jenin Governorate by Type of Housing Unit, Sex, Activity Status of Head of Household and Type of Locality, 2007 | 122 |
| Table 23: Households in Jenin Governorate by Occupation and Sex of Head of Household and Type of Housing Unit, 2007 | 124 |
| Table 24: Households in Jenin Governorate by Type of Housing Unit, Number of Rooms for Household and Household Size, 2007 | 126 |
| Table 25: Households in Jenin Governorate by Type of Housing Unit, Tenure of Housing Unit, Main Source of water and Connection to Sewage System in Housing Unit, 2007 | 129 |
| Table 26: Households in Jenin Governorate by Availability of Durable Goods to the Household, Household Size and Type of Locality, 2007 | 131 |
| Table 27: Households and Palestinian Persons in Jenin Governorate by Refugee Status of Head of Household and Number of Rooms for Household, 2007 | 139 |
| Table 28: Households in Jenin Governorate by Housing Density, Number of Rooms for Household and Type of Locality, 2007 | 140 |
| Table 29: Households in Jenin Governorate by Availability of Durable Goods, Number of Rooms for Household and Type of Locality, 2007 | 141 |
| Table 30: Households in Jenin Governorate by Housing Density and Type of Locality, 2007 | 143 |
| Table 31: Households in Jenin Governorate by Availability of Durable Goods, Housing Density and Type of Locality, 2007 | 144 |
| Table 32: Households in Jenin Governorate by Tenure of Housing Unit, Housing Density and Type of Locality, 2007 | 146 |
| Table 33: Households in Jenin Governorate by Type of Housing Unit, Housing Density and Type of Locality, 2007 | 148 |
| Table 34: Households in Jenin Governorate by Educational Status of Head of Household, Housing Density and Type of Locality, 2007 | 150 |
| Table 35: Households in Jenin Governorate by Main Source of Energy for Cooking and Type of Locality, 2007 | 152 |
| Table 36: Households in Jenin Governorate by Main Source of Energy for Heating and Type of Locality, 2007 | 153 |
| Table 37: Households in Jenin Governorate by Availability of Durable Goods and Type of Locality, 2007 | 154 |

| Table | Page |
|---|-------------|
| Table 38: Households in Jenin Governorate by Type of Housing Unit, Availability of Durable Goods and Type of Locality, 2007 | 155 |
| Table 39: Households in Jenin Governorate by Tenure of Housing Unit, Availability of Durable Goods and Type of Locality, 2007 | 159 |
| Table 40: Occupied Housing Units in Jenin Governorate by Methods of solid waste disposal and Type of Locality, 2007 | 163 |
| Table 41: Households in Jenin Governorate by Educational Status of Head of Household, Type of Housing Unit and Type of Locality, 2007 | 164 |
| Table 42: Occupied Housing Units in Jenin Governorate by Type of Housing Unit, Methods of solid waste disposal and Type of Locality, 2007 | 166 |
| Table 43: Occupied Housing Units in Jenin Governorate by Educational Status of Head of Household, Methods of solid waste disposal and Type of Locality, 2007 | 167 |
| Table 44: Households in Jenin Governorate by Methods of solid waste disposal, Sex, Activity Status of Head of Household and Type of Locality, 2007 | 169 |
| Table 45: Households in Jenin Governorate by Availability of ICT Tools, Type of Housing Unit and Type of Locality, 2007 | 170 |
| Table 46: Households in Jenin Governorate by Availability of ICT Tools, Housing Density and Type of Locality, 2007 | 174 |

List of Figures

| Figure | | Page |
|------------------|---|-------------|
| Figure 1: | Number of Occupied Housing Units and Persons in Jenin Governorate by Year 1997, 2007 (in Thousands) | 27 |
| Figure 2: | Number of Households in Jenin Governorate by Availability of Durable Goods, 2007 | 29 |

Concepts and Definitions

The definitions used in the PHC-2007 are based on the de-facto concept as the United Nations standard concepts and definitions stated in order to be consistent with the 1997 census and to ensure comparability. The following concepts and definitions were used in this report

Population Census:

The process of collection, classification, processing, analysis, assessment, dissemination of statistical data on the number of population and their distribution by basic demographic and socio-economic characteristics in a specific reference period within the boundaries of a specific geographic area.

2.1 Geographical, Administrative and Statistical Divisions

According to current administrative divisions, the Palestinian Territory is divided into two geographic regions: the Remaining West Bank and Gaza Strip.

1. **West Bank** is divided into 11 Governorates (Jenin, Tubas, Tulkarm, Nablus, Qalqiliya, Salfit, Ramallah & Al-Bireh, Jericho & AlAghwar, Jerusalem, Bethlehem, and Hebron).
2. **Gaza Strip** is divided into 5 Governorates (North Gaza, Gaza, Deir Al-Balah, Khan Yunis, Rafah).

Locality:

A permanently inhabited place, which has an independent municipal administration or a permanently inhabited, separated place not included within the formal boundaries of another locality.

Locality Type:

Localities have been divided into three types: **Urban, Rural, Camps**

Urban: Any locality whose population amounts to 10,000 persons or more. This applies to all governorates/districts centers regardless of their size. Besides, it refers to all localities whose populations vary from 4,000 to 9,999 persons provided they have, at least, four of the following elements: public electricity network, public water network, post office, health center with a full – time physician and a school offering a general secondary education certificate.

Rural: Any locality whose population is less than 4,000 persons or whose population varies from 4,000 to 9,999 persons but lacking four of the aforementioned elements.

Camp: It refers to any locality referred to as a refugee camp and administered by the United Nations Refugees and Work Agency in the Near East (U.N.R.W.A.).

Enumeration Area:

A group of houses (about 150 housing units) with clear boundaries on the ground, it may constitute one locality or part of a locality.

2.2 General Definitions

Housing Census:

This is the overall process for the collection, classification, processing, analysis, evaluation and dissemination of statistical data and provides for the preparation and distribution of the houses by various characteristics of the houses in the reference period and within certain specific geographic area.

Housing Unit:

A building or part of a building constructed for one household only, with one or more independent entrance leading to the public road without passing through another house.

Collective Households:

It refers to the place constructed for the residence of a group of individuals, who live therein and benefit from the services it provides. The collective household; it may be comprised of one building or more or one housing unit or more. Examples of collective households include hotels, hostels, elderly and orphans homes, psycho-therapy clinics and hospitals, collective households for university students, collective living quarters (camps) at the passages, and housing units of priests and nuns in the monasteries and churches (who do not have other households).

Household:

One person or a group of persons with or without a household relationship, who live in the same housing unit, share meals and make joint provision of food and other essentials of living.

Type of households that underwent enumeration are divided into:

Private Households: The households included in the aforementioned definition of the household.

Collective (Institutional Households): It refers to the households enumerated in the previously mentioned collective households.

Palestinian Household:

It refers to the private household whose head holds the Palestinian nationality. As for non Palestinian household, it refers to the household whose head holds non Palestinian nationality irrespective of the nationality of other household members.

Special types of Households:

A one-person-household: It refers to the household comprised of one individual.

Nuclear household: It refers to the living household comprised of a couple only; a couple and a son or a daughter (not adopted son or daughter) or more; or a male head of a household with a son or a daughter or more; or a female head of a household with a son or a daughter or more. It is worthy to note that no other relatives or non-relatives live with this household.

Extended Household: A household of at least one nuclear household together with other relatives.

Composite Household: Refers to household consisting of at least one nuclear household with other non-relatives.

Head of the household:

It refers to the person who usually lives within the household and is considered as the head of the household by its other members. Often, he \ she is the main decision-maker and responsible for financial support and economic welfare of the household.

2.3 The Basic Definitions for the Population Characteristics

This status relates to the Palestinians who were forced to leave their land in the Palestinian Territory occupied by Israel in 1948. It applies to their male sons and grandchildren.

1. **Registered Refugees:** It applies to registered refugees holding refugee registration cards issued by UNRWA.

2. **Non-Registered Refugees:** It applies to unregistered refugees who do not hold refugee registration cards issued by UNRWA.
3. **Non-Refugee:** It applies to any Palestinian not categorized under any of the two aforementioned statuses.

Sex:

It is divided into male and female.

Age in Completed Years:

The completed age in years of the person enumerated, which is the difference between the date of birth and the survey reference period.

Employed:

Persons who were at work at least one hour during the reference period, whether for their own account or for others paid or unpaid, or in the interest of the household. Employees classified according to the number of weekly working hours of the workers (1-14) hours, workers (15-34) hours, workers 35 hours or more.

Labor Force Status:

A person's work status in terms of being inside or outside the labor force and also classified as follows:

1. **Employed 1-14 work hours:** All persons aged (7 years and over) who were at work at least one hour during the reference week, or who were not at work during the reference week, but held a job or owned a business from which they were temporarily absent and usually working 1-14 hours per week.
2. **Employed 15-34 work hours:** All persons aged (7 years and over) who were at work during the reference week, and held a job or owned a business from which they were temporarily absent and usually working 15-34 hours per week.
3. **Employed 35 hours or more:** All persons aged (7 years and over) who were at work during the reference week, and held a job or owned a business from which they were temporarily absent and usually working 35 hours or more per week.

Does not work and seeking work - who has ever been employed:

4. **Actively seeking a job during the reference week:** Those individuals aged (7 years and over) who did not work at all during the reference week, were not absent from a job, were available for work and actively seeking a job during the reference week, and looking for a job by one method of the following: registration at employment office, or registration at a labor union, or asking friends or relatives, or a personal visit of the premises, or reading the newspaper in order to obtain jobs, or searching for a building or land or machinery or equipment in order to establish a private project or seek of financial resources. Noting: that this category is the category that worked in the past two weeks continuously.
5. **Not seeking work because of discouragement:** Those individuals aged (7 years and over) who had worked in the past but within a reference week did not work even one hour, were not looking for work and were willing to work or need to work and sought previously but had been unable to find work.

Does not work and wants to work – Never Employed:

6. **Actively seeking a job during the reference week:** Those individuals aged (7 years and over) who did not work at all during the last period, were not absent from a job, were available for work and actively seeking a job during the reference week, and looking for a job by one method of the following: registration at employment office, or registration at a labor union, or asking friends or relatives, or a personal visit of the premises, or reading the newspaper in order to obtain jobs, or searching for a building or land or machinery or equipment in order to establish a private project or seek of financial resources.
7. **Not seeking work because of discouragement:** Those individuals aged (7 years and over) who has not worked throughout their life with any kind of work, has not worked even for one hour during the reference period, was not looking for work, but has desire or need to work and sought work previously but was unable to find and has no income due to this and did not continue in looking for work.

Does not work does not want to work:

Individuals aged (7 years or over) for which the concept of employed or unemployed does not apply, are classified outside the labor force, in the sense that this individual did not work even one hour during the reference period, nor looking for work and does not wish to work and falls under this definition:

8. **Full-time study / training:** Individuals aged (7 years or over) who regularly study in order to obtain a qualified skill and not linked to work during a certain period of reference. It should be noted here that household chores and hobbies are not included in the concept of work.
9. **Full-time housekeeping:** Any person (male or female) aged (7 years and over) not working but has capability to work and not looking for work and not attending regular study and aims at serving the household home. This does not include the servicing of the homes of others in return for payment in kind or cash since this type of service is within the workplace.
10. **Disabled /old age / illness:** An individual who is aged (7 years and over) who cannot do any kind of work due to chronic illness or due to any disability This category also includes all individuals who are unable to work because of old age.
11. **The existence of income / retiree:** If an individual is able to work but does not work and did not wish to work nor look for work because there is revenue from real estate, or retirement, etc.
12. **Other:** Includes any individual for which all the previously stated did not apply, such as a prisoner, or individual capable of work but not wishing or looking for work and who has no income, such as sons and daughters who are not attending school, who do not apply to any situation mentioned previously.

Main Occupation:

The main job or type of work performed by the employed person or used to be performed by the unemployed ever worked person. The occupation refers to the activity in which the employee works more than half of his/her working hours or the most frequent job during the last three months prior to the enumeration night.

Educational Attainment: It refers to the highest successfully completed educational attainment level. The educational level for persons aged 10 years and over .

Illiterate: It applies to persons unable to read or write in any language and who were never awarded a certificate from any formal education system.

Can Read and Write: It applies to persons who are able to read and write without completing any of the educational stages. Such persons are generally able to read and write simple sentences.

Qualification (The highest successfully completed educational attainment):

It refers to the highest educational attainment level (elementary and higher) the person successfully completed. Elementary is the educational level for persons who successfully completed the sixth elementary grade. Those who successfully completed the ninth grade shall be classified under the preparatory level. Likewise, persons who successfully completed the general secondary certificate examination shall be classified under the secondary level. As for the rest of levels, they are as follows: Associate diploma, bachelor degree (BA/BS), higher diploma, masters degree (MA/MS), doctorate (Ph.D)

2.4 The Basic Definitions for the Housing Units Characteristics

House type:

Housing unit type may refer to any of the following:

1. **Villa:** A separately established building that is usually constructed from clean stone. It is constructed for the living of one household and consists of a 2–suite, single or double or multiple stories connected through internal stairs. One of the suites is constructed as bedrooms whereas the second suite is constructed for reception and involves the kitchen and other related services. In general, the villa is surrounded by a garden, regardless of the area of this garden, which is surrounded by boarder wall or fence. Villas normally have a roofed parking area (garage). Villas may also include a separate small building or extension as part of them.
2. **House:** A building usually established for the residence of one household or more; it is the typical form of residential buildings prevailing in Palestine. The house may be comprised of a single story or more that is utilized by a single household.
3. **Apartment:** It is a part of a building or a house, consisting of one room or more and annexed with kitchen, bathroom and toilet, which are all closed by an external door leading to the road through a stairway and/or path way. It is prepared usually for one household.
4. **Independent Room:** It is a separate room with no kitchen, bathroom or toilet, but sharing these basic services with other households, and it is prepared for living.
5. **Marginal:** It is a separate unit, usually comprised of one or more rooms. The main construction material of the ceiling and the external walls is zinc, tinsplate, etc, but it does not undergo listing unless it is occupied.
6. **Tent:** It is made of textile, wool, or hair. It is typically used in the Bedouin localities.
7. **Other:** It refers to any type of building other than the aforementioned. Examples of this type include cottages, caves, grottos, and booths occupied by a tenant during the Census.

Tenure of the House:

This section refers to the household tenure of the house that could be one of the following categories:

1. **Owned:** This category applies when the household or one of the household members usually living therein owns the house.
2. **Rented Unfurnished:** If the house is rented without furniture.
3. **Rented Furnished:** If the house is rented with furniture.

4. **Without Payment:** If the house is used without any payments.
5. **For Work:** If the house is offered to the household as a result of a working relation with one member of the household or more.
6. **Other:** If the tenure of the house is not mentioned above.

Room:

The housing unit or part of the housing unit surrounded with walls and having a ceiling, provided that its area is not less than 4 square meters.

Bedroom:

Any area equal to or greater than (4) m² (four square meters and over), surrounded by walls, ceiling and easy to isolate users from the others, used to sleep one person or more members of the household. The balconies (Frendat) repelling if the bedroom area equal to or more than four square meters, and used for the purpose of sleep.

Connection to Water:

1. **Public Water Network:** A network of pipes for the purpose of providing clean water to households. It normally belongs to a municipality, the council or to a private company.
2. **Mekorot Israeli company:** A network of pipes for the purpose of providing clean water to households. It normally belongs to Mekorot Israeli company.
3. **Collection Water Wells:** Wells that are dug in the ground for the purpose of collecting rain water.
4. **Springs:** Water that is discharged from the ground at an intersection point between the topographic surface and the groundwater table; it could be permanent or seasonal, and it is considered as one of the natural resources for irrigation.
5. **Water Tanks:** Using water from vehicles that distribute and transfer water.
6. **Others:** If the source of water was not mentioned above

Connection to Electricity:

1. **Public Network:** Electrical wiring deployed in residential areas and covering all or most of the households in the locality, particularly through electricity companies or local authorities (municipal or village),
2. **Private Generator:** Device used for electric power generation and supply to housing and owned by the owner of the household or group of individuals.
3. **Not Available:** In the case of lack of means and therefore foregoing electricity.

Connection to Sanitation:

This question illustrates the house connections to sanitation which are:

1. **Sewage Network:** System of collectors, pipelines, conduits and pumps to evacuate wastewater (rainwater, domestic and other wastewater) from any of the location places generation either to municipal sewage treatment plant or to a location place where wastewater is discharged.
2. **Porous Cesspit:** A well or a pit in which night soil and other refuse is stored, constructed with porous walls.
3. **Tight Cesspit:** A well or a pit in which night soil and other refuse is stored, constructed of tight walls.
4. **Not Found:** In case of no provision from the above methods.

Availability of a kitchen:

The kitchen is normally defined as a four – wall – room with a ceiling typically used for preparing food. Kitchens are classified as follows:

1. **Kitchen with Piped Water:** This category applies to cases involving a water tap in the kitchen.
2. **Kitchen without Piped Water:** This category applies to cases not involving a water tap in the kitchen.
3. **No Kitchen:** This category applies when there is no separate kitchen in the Housing unit.

Availability of a Bathroom:

The bathroom is defined as the room used for taking a shower or a bath. It has a door that could be closed during the shower. A bathroom is classified as follows:

1. **Bathroom with Piped Water:** This category applies when there is a bathroom connected to water resources or when there is a water tap in the bathroom.
2. **Bathroom without Piped Water:** This category applies when there is a bathroom that is not connected to water resources.
3. **No Bathroom:** This category applies when there is no separate bathroom in the Housing unit.

Availability of a Toilet (WC):

A toilet (WC) may be classified as follows:

1. **Toilet with Piped Water:** This category applies when there is a toilet connected to water resources or when there is a water tap in the toilet.
2. **Toilet without Piped Water:** This category applies when there is a toilet that is not connected to water resources.
3. **No Toilet:** This category applies when there is no separate toilet in the Housing unit.

The Main Source of Energy Used in Cooking:

Is the energy used by residents for domestic purposes in the process of cooking, in the case of the use of more than one source is the most widely used source selection.

It may be a source of energy used in cooking as follows: (1) Gas (2) Kerosene (3) electricity (4) wood (5) other.

The Main Source of Energy Used for Heating:

Is the energy consumed by the population for domestic purposes in the process of heating, in the case of the use of more than one source is the most widely used source selection.

It may be a source of energy used in heating as follows: In the case of non-use of heating figure placed in the family (0) no (1) Gas (2) Kerosene (3) electricity (4) wood (5) Coal (6) Diesel (7) other.

Housing Density (Number of persons per Room):

It is defined as the number of occupants per room (number of persons who live in the household divided by the total number of occupied rooms of the household). Households, who live in housing units with unknown number of rooms are not considered in the calculation.

Average Housing Density:

It refers to the average number of persons living in the room. This average calculated through dividing the total number of individuals for a certain category by the total number of rooms for that particular category.

Solid Waste Disposal:

Ultimate desposition or placement of refuse that is not salvaged or recycled

Availability of Durable Goods:

This section refers to the durable goods owned by the household: Private car, refrigerator, solar boiler, central heating, home library (availability of a minimum of 10 non -scholastic books used for developing the cultural, religious aspects of knowledge ...etc.), cooking stove, washing machine, television, video, computer, phone line (other than mobile phones).

Information and communication technology:

It is used to describe the tools and the process to access, retrieve, store, organize manipulate, produce present and exchange information by electronic and other manual automated means

Internet:

A worldwide public computer network. Organizations and persons can connect their computers to this network and exchange information across a country and/or across the world. The Internet provides access to a number of communication services including the World Wide Web and carries email, news, entertainment and data files

Internet Use:

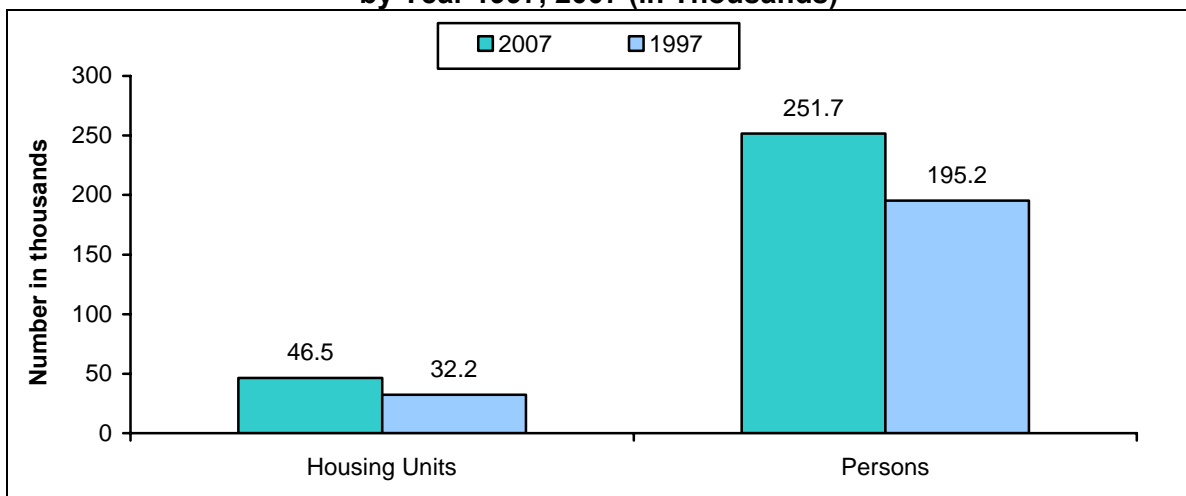
It is defined for the census purposes as the basic uses of the Internet (during the last twelve months) like: access to certain sites, reading newsletters, and download files or programs from the web. The use of the internet should be within the last three months in inside home or outside.

Main Results

The findings of the Population, Housing, and Establishment Census of Jenin Governorate, conducted during 1/12/ -16/12/2007, show that the number of housing units in Jenin Governorate is 46,541, constitute 11.2% of the West Bank Housing Units, which means an increase of 44.5% in comparison with the 1997 Census.

The Census findings also show that the number of Persons in Jenin Governorate housing units totals 251,666. This points to an increase of 29.0. % in comparison with the 1997 Census.

Figure 1: Number of Occupied Housing Units and Persons in Jenin Governorate by Year 1997, 2007 (in Thousands)



3.1 Number of Rooms in Housing Unit

The main findings show that the average number of rooms in housing unit for Jenin Governorate is 3.5. There of 3.6 are in the urban areas and 3.5 in the rural areas and 3.2 in refugee camps. Data indicate that 17.6% of the Housing Unit in Jenin Governorate with 1-2 rooms; 16.8% in the urban areas and 18.4% in the rural areas and 22.0% in the refugee camps

3.2 Occupied Housing Units by their Type

The Census results indicate that 1.3% of Housing Unit in Jenin Governorate their Type a villa and 52.9% their Type a house, while 44.6% their Type apartments. The percentage of Housing Unit a house Type in rural areas is 64.7% while 47.4% of Housing Unit in urban areas a house and 27.6% in refugee camps, while 71.2% of Housing Unit in refugee camps are apartments Type.

3.3 Occupied Housing Units by Tenure of Housing Unit

The Census finding show that the majority or 40,355 of the occupied housing units in Jenin Governorate are owned by one of the household's members. This constitutes 86.7% of the total number of the occupied housing units. On the other hand, the unfurnished rented occupied housing units constitute 5.4% or 2,523 of the occupied housing units. The furnished rented occupied housing units constitute 0.5% or 245 of the occupied housing units.

3.4 Housing Density

The average housing density in Jenin Governorate, according to the findings, is 1.5 (persons per room). The Census data show that approximately 9.6% of Jenin Governorate households live in housing units with a housing density of 3 or more persons per room.

3.5 Occupied Housing Units by Main Water Source

The public water network, according to the findings, is the main source of water for the majority of the occupied housing units in Jenin Governorate at 66.1%; alternatively, the rain water gathering wells constitute the main source of water for 15.6% of the occupied housing units.

3.6 Occupied Housing Units by Connection to the Electricity Network

The Census findings show that the majority of the occupied housing units in Jenin Governorate is supplied with electricity at 97.6% of the occupied housing units totaling 45,427 housing units. The percentage of housing units using electricity generators is 1.5% or 688 housing units. On the other hand, 0.5% or 220 occupied housing units are not connected to the electricity network.

3.7 Occupied Housing Units by Connection to the Sewage System

Findings show that the percentage of occupied housing units in Jenin Governorate, which are connected to cesspits is 84.1%. The percentage of occupied housing units linked to a public sewage system is 15.0% and the percentage of occupied housing units that are not linked to any sewage system is 0.3%.

3.8 Availability of Durable Goods

According to the Census findings, gas/electric cookers, televisions, refrigerators, washing machines, and satellite dishes are available to most households in Jenin Governorate at 98.0%, 94.0%, 92.0%, 90.4%, and 79.8% respectively. The other goods are available in different percentages. In urban areas, the most available durable goods are gas/electric cookers, televisions, refrigerators, washing machines, and satellite dishes at 97.9%, 94.6%, 93.3%, 91.2%, and 82.7% respectively. On the other hand, in rural areas, the most available durable goods are gas/electric cookers at 98.2%, televisions at 92.9%, refrigerators at 89.4%, washing machines at 89.0%, and satellite dishes at 75.5%. The most available durable goods in refugee camps are gas/electric cookers, televisions, refrigerators, washing machines, and satellite dishes at 98.5%, 95.8%, 95.1%, 91.5%, and 75.8% respectively.

Figure 2: Number of Households in Jenin Governorate by Availability of Durable Goods, 2007

