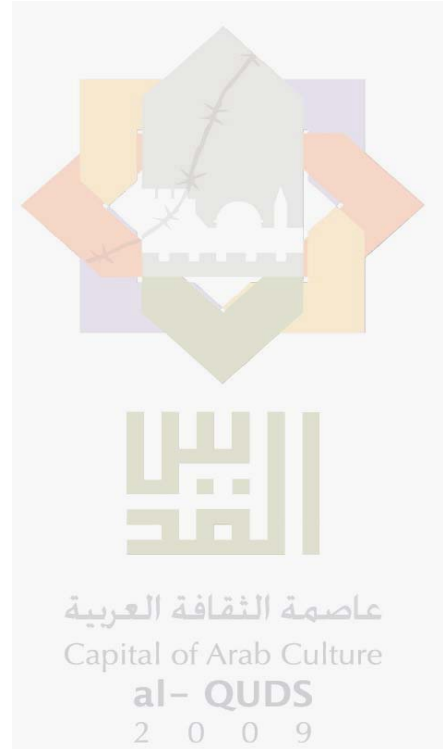



2007-



2009 /



© 1430 - 2009.

:

**2009.**

:

**1647**

: (970/972) 2 242 6340

: (970/972) 2 242 6343

: diwan@pcbs.gov.ps

: <http://www.pcbs.gov.ps>

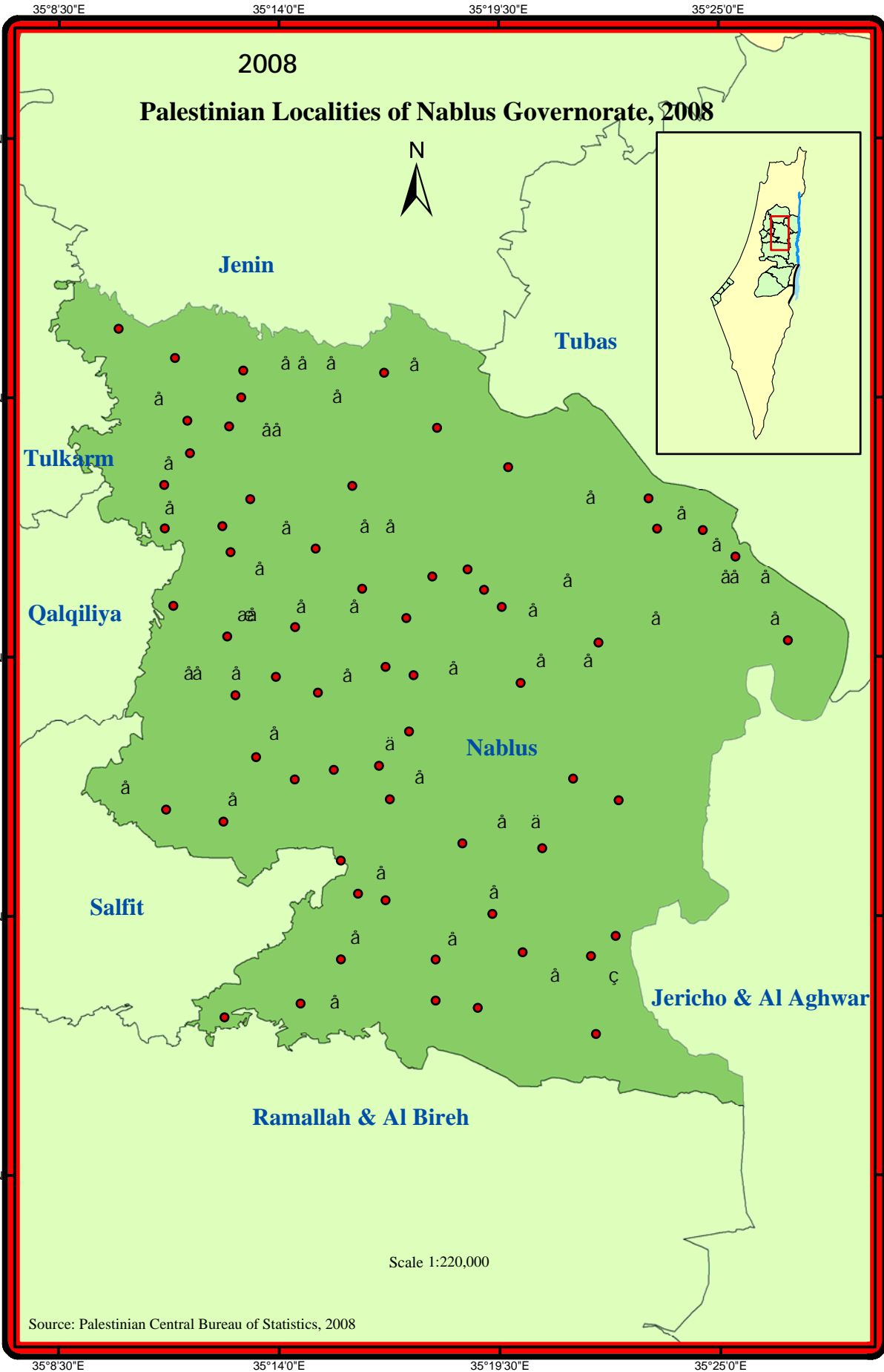


فخامة الرئيس محمود عباس "أبو مازن"

رئيس اللجنة التنفيذية لمنظمة التحرير الفلسطينية

رئيس السلطة الوطنية الفلسطينية







بِسْمِ اللَّهِ الرَّحْمَنِ الرَّحِيمِ

السلطة الوطنية الفلسطينية



منظمة التحرير الفلسطينية

بسم الله الرحمن الرحيم

تقديم من سيادة الرئيس محمود عباس "أبو مازن"  
رئيس السلطة الوطنية الفلسطينية

يعتبر التعداد العام للسكان والمساكن والمنشآت ركناً أساسياً من أركان النظام الإحصائي الرسمي في أي دولة، حيث يأتي تنفيذه خلال عام 2007 استحقاقاً قانونياً وتنموياً ووطنياً وسيادياً، ويمثل تنفيذه لبنة أساسية في عملية بناء الدولة وإرساء أسس التخطيط السليم بمعايير علمية نظراً لما يوفره من إحصاءات دقيقة وتفصيلية لكافة نواحي الحياة، ويساهم في بناء الدولة الفلسطينية وإنجاز الاستقلال السياسي والاقتصادي والاجتماعي، وتحقيق التنمية.

لقد جاء تنفيذ هذا المشروع الوطني الكبير في ظل ظروف غاية في التعقيد على مختلف الأصعدة، مما جعل تنفيذ التعداد مهمة صعبة تعترضها الكثير من التحديات والأخطار، إلا أن عزيمة الشعب الفلسطيني وإصرار الفريق الوطني، واحتضان القيادة السياسية جعلت من التغلب على هذا التحدي أمراً ممكناً أدى إلى تنفيذ التعداد العام الثاني في الأراضي الفلسطينية بجودة عالية وفق المعايير الدولية، بأيد وبخبرات فلسطينية وقرار فلسطيني مستقل، واستجابة للحاجات الوطنية في شتى المجالات.

بِسْمِ اللَّهِ الرَّحْمَنِ الرَّحِيمِ

السلطة الوطنية الفلسطينية



منظمة التحرير الفلسطينية

لقد أسهم التعداد في إعادة الموضوع التنموي على الأجندة الوطنية والدولية في فلسطين، بعد أن تراجع دورها لصالح الأجندة الإغاثية، فالتنمية أهم الدعامات الضرورية لتأسيس مجتمع ديمقراطي، وبناء إنسان حر ملتزم بالمبادئ الوطنية والإنسانية. والإحصاءات الدقيقة والعلمية هي العمود الفقري لوضع خطط تنموية مبنية على أسس سليمة تشكل رافعة لقضايا التنمية وتحقيق الأهداف المعلنة عليها.

لقد أبدى المجتمع الدولي اهتماماً بالغاً بهذا المشروع التنموي وعبر عن اهتمامه من خلال الدعم المادي والفني الذي قدمته بعض الدول الصديقة والمنظمات الدولية. فقد كان لصندوق الأمم المتحدة للسكان مساهمة مادية وفنية جادة، وكذلك صندوق أوبك للتنمية الدولية، وحكومات النرويج وهولندا وسويسرا وأستراليا، والمملكة العربية السعودية ومنظمة الأمم المتحدة للطفولة "اليونيسيف"

إننا إذ نهدي هذا الإنجاز التاريخي الى كل فلسطيني، فإننا نعبر عن تقديرنا وشكرنا لأسرة الجهاز المركزي للإحصاء الفلسطيني والفريق الوطني للتعداد على إصرارهم وعطائهم وتفانيهم في تحقيق هذا الإنجاز.

رام الله: 2008/5/22

محمود عباس

رئيس اللجنة التنفيذية لمنظمة التحرير الفلسطينية

رئيس السلطة الوطنية الفلسطينية



2007

.(EU)

(UNICEF)

(OFID)

(UNFPA)

2007

.2007



•

•

•

•

•

•

•



2007

1997

2007

**2009**

/



- " .1

:

[http://www.pcbs.gov.ps/Portals/\\_PCBS/Downloads/book1530.pdf](http://www.pcbs.gov.ps/Portals/_PCBS/Downloads/book1530.pdf)

.2

%100

.3

:

.4

(-)

%.05

(0.0)





**23**

:

**35**

:

35

1.2

35

2.2

37

3.2

**39**



|           |      |          |            |
|-----------|------|----------|------------|
| <b>41</b> |      | 2007     | <b>:1</b>  |
| <b>42</b> |      | 2007     | <b>:2</b>  |
| <b>44</b> | 2007 |          | <b>:3</b>  |
| <b>49</b> |      |          | <b>:4</b>  |
|           |      | 2007     |            |
| <b>50</b> |      |          | <b>:5</b>  |
|           |      | 2007 ( ) |            |
| <b>52</b> |      |          | <b>:6</b>  |
|           |      | 2007     |            |
| <b>64</b> |      |          | <b>:7</b>  |
|           |      | 2007     |            |
| <b>68</b> |      |          | <b>:8</b>  |
|           |      | 2007     |            |
| <b>69</b> |      |          | <b>:9</b>  |
|           |      | 2007 15  |            |
| <b>73</b> | 60   |          | <b>:10</b> |
|           |      | 2007     |            |
| <b>81</b> |      | ( 12)    | <b>:11</b> |
|           |      | 2007     |            |
| <b>85</b> |      |          | <b>:12</b> |
|           |      | 2007     |            |
| <b>93</b> | 2007 |          | <b>:13</b> |
| <b>94</b> |      |          | <b>:14</b> |
|           |      | 2007     |            |
| <b>98</b> |      | ( 12)    | <b>:15</b> |
|           | 2007 |          |            |

|            |      |           |            |
|------------|------|-----------|------------|
| <b>110</b> |      | ( 12)     | <b>:16</b> |
|            | 2007 |           |            |
| <b>122</b> |      | (59 - 12) | <b>:17</b> |
|            | 12   |           |            |
|            |      | 2007      |            |
| <b>126</b> |      | (59 - 12) | <b>:18</b> |
|            | 12   |           |            |
|            |      | 2007      |            |
| <b>127</b> |      | ( 5)      | <b>:19</b> |
|            |      | 2007      |            |
| <b>131</b> |      | ( 10)     | <b>:20</b> |
|            |      | 2007      |            |
| <b>134</b> |      | ( 10)     | <b>:21</b> |
|            | 2007 |           |            |
| <b>138</b> |      | ( 10)     | <b>:22</b> |
|            | 2007 |           |            |
| <b>150</b> |      |           | <b>:23</b> |
|            |      | 2007      |            |
| <b>162</b> |      | ( 10)     | <b>:24</b> |
|            | 2007 |           |            |
| <b>165</b> |      | ( 10)     | <b>:25</b> |
|            |      | 2007      |            |
| <b>177</b> |      | ( 10)     | <b>:26</b> |
|            | 2007 |           |            |
| <b>197</b> |      | ( 10)     | <b>:27</b> |
|            | 2007 |           |            |
| <b>201</b> |      | ( 10)     | <b>:28</b> |
|            | 2007 |           |            |
| <b>205</b> |      | ( 10)     | <b>:29</b> |
|            | 2007 |           |            |

|            |      |       |            |
|------------|------|-------|------------|
| <b>214</b> |      | ( 10) | <b>:30</b> |
|            | 2007 |       |            |
| <b>226</b> |      | ( 10) | <b>:31</b> |
|            | 2007 |       |            |
| <b>229</b> |      | ( 15) | <b>:32</b> |
|            | 2007 |       |            |
| <b>232</b> |      | ( 15) | <b>:33</b> |
|            | 2007 |       |            |
| <b>235</b> |      | ( 10) | <b>:34</b> |
|            | 2007 |       |            |
| <b>238</b> |      | ( 10) | <b>:35</b> |
|            | 2007 |       |            |
| <b>241</b> |      | ( 10) | <b>:36</b> |
|            | 2007 |       |            |
| <b>244</b> |      | ( 15) | <b>:37</b> |
|            | 2007 |       |            |
| <b>247</b> |      | ( 15) | <b>:38</b> |
|            | 2007 |       |            |
| <b>250</b> |      | ( 10) | <b>:39</b> |
|            | 2007 |       |            |
| <b>251</b> |      | ( 15) | <b>:40</b> |
|            | 2007 |       |            |
| <b>254</b> |      | ( 10) | <b>:41</b> |
|            | 2007 |       |            |
| <b>255</b> |      | ( 10) | <b>:42</b> |
|            | 2007 |       |            |
| <b>257</b> |      |       | <b>:43</b> |

|            |      |    |      |            |
|------------|------|----|------|------------|
| <b>258</b> |      |    |      | <b>:44</b> |
|            | 2007 | 15 |      |            |
| <b>259</b> |      | (  | 10)  | <b>:45</b> |
|            |      |    | 2007 |            |
| <b>262</b> |      | (  | 15)  | <b>:46</b> |
|            | 2007 |    |      |            |
| <b>265</b> | /    |    |      | <b>:47</b> |
|            |      |    | 2007 |            |
| <b>268</b> |      | /  |      | <b>:48</b> |
|            |      |    | 2007 | /          |

(Defacto)

2007

:

.

.

.

:

(16)

11

:

5

:

.

:

.

:

:

( )

( )

.

:

:

10,000

:

9,999 – 4,000

):

.(

9,999 -4,000

4,000

:

:

:

:( )

:

.( )

:

.2007/12/01

.1

.( )

2007/12/01

.2

2007/12/16-01

( )

.3

.4

2007/12/01

2007/12/01

2007/12/01

.5

.2007/12/01

2007/12/01

.6

-:

2007/12/01

.7

2007/12/01

•

•

2007/12/01

•



2007/12/01  
•  
.2007/12/01  
•  
•

2007/12/01  
•

2007/12/01  
•

- 
- 
- 

:  
.2007/12/01 .1  
.2007/12/01 .2  
2007/12/01 .3

:  
: .1  
:( ) .2

:

:  
: ( )  
: .1  
:( ) .2  
( ) ( ) ( )

: .3

.  
: .4

./ :  
/ / / : / / / / /

:

:

:

:

:

:

.( ) ( )  
 .  
 1948  
 .  
 . ( ) : .1  
 . ( ) : .2  
 . : .3  
 : /  
 .( ) ( )  
 .  
 : /  
 ( )  
 : /  
 ( )  
 : /  
 ( )  
 : /  
 : /  
 : /

|    |   |   |     |
|----|---|---|-----|
|    | : | / |     |
|    | : | / | .1  |
|    | / | : | .2  |
|    | / | : | .3  |
| /  | : |   | .4  |
| /  |   | / |     |
| /  |   | : | .5  |
|    | / | : | .6  |
|    | / | : | .7  |
|    | / | : | .8  |
|    |   | . |     |
| /  |   | : | .9  |
| )  |   |   |     |
|    |   | . | (   |
|    |   | : | .10 |
|    |   | / | .11 |
|    |   | : |     |
|    |   | . |     |
|    | ( | ) |     |
|    |   | . |     |
|    |   | : | .1  |
|    |   | : | .2  |
|    |   | : | .3  |
|    |   | : | .4  |
| 10 |   | : |     |
|    |   | : |     |
|    |   | : |     |

:

:

$$\begin{aligned} & \quad \quad \quad ( \quad ) \\ ( \quad ) \quad \quad \quad ( \quad ) \quad \quad \quad ( \quad ) \\ & \quad \quad \quad .( \quad ) \quad \quad \quad (10) \end{aligned}$$

:

$$.( \quad )$$

:

$$35 \quad \quad \quad (34-15) \quad \quad \quad (14-1)$$

:

:

$$( \quad 7) \quad \quad \quad : \quad \quad \quad \mathbf{14-1} \quad \quad \quad .1$$

14-1

$$( \quad 7) \quad \quad \quad : \quad \quad \quad \mathbf{34-15} \quad \quad \quad .2$$

34-15

$$35 \quad \quad \quad ( \quad 7) \quad \quad \quad : \quad \quad \quad \mathbf{35} \quad \quad \quad .3$$

:

-

$$( \quad 7) \quad \quad \quad : \quad \quad \quad \quad \quad \quad .4$$

( 7) : .5

( 7) : - .6

( 7) : .7

( 7)

( 7) : / .8

( 7) ( ) : .9

( 7) : / / .10

: / .11

..... : .12

:

:

( )

:

%51

:

.1

:

.2

%51

:

.3

:

.4

:

.5

:

.6

:

.7

:

.8

)

:

.9

)

UNDP

(

.(...

|           |   |    |
|-----------|---|----|
|           | : |    |
| -:        |   |    |
| ( )       | : | .1 |
|           |   |    |
| ( )       | : | .2 |
|           |   |    |
|           | : | .3 |
| / / ( / ) |   |    |
| / / / / / |   |    |
|           | : | .4 |
|           |   |    |
|           | : | .5 |
|           |   |    |
|           | : |    |
| ( )       | : | .1 |
|           |   |    |
|           | : | .2 |
|           | : | .3 |
|           | : | .4 |
|           | : | .5 |
| .1967     | : | .6 |
|           | : | .7 |



- :
- 12
- ) 12 :
- ( 12 :
- ( ) 12 :
- ( ) / 12 :
- / 12 :
- :
- :
- :



|         |                 |         |         |         |              |
|---------|-----------------|---------|---------|---------|--------------|
|         |                 |         |         |         | <b>1.2</b>   |
| 320,830 | 2007/12/1-11/31 |         |         |         |              |
|         |                 | 102.3   |         | 158,589 | 162,241      |
|         |                 |         |         |         | :            |
|         |                 |         |         |         | <b>1.1.2</b> |
| 315,956 |                 |         |         |         | %98.5        |
|         |                 | 174,403 |         |         |              |
| %35.2   |                 |         | 111,197 |         | %55.2        |
|         |                 | %9.6    |         | 30,356  |              |
|         | %47.9           |         |         |         | 1997         |
| %10.5   |                 |         | %41.6   |         |              |
|         |                 |         |         |         | <b>2.2</b>   |
|         |                 |         |         |         | <b>1.2.2</b> |
|         |                 | %39.7   | 125,572 |         | 14-0         |
| %56.1   |                 | 177,367 | 64-15   |         |              |
|         | 11,885          |         | 65      |         |              |
|         |                 |         | %0.4    |         | %3.8         |
|         |                 |         |         |         | <b>2.2.2</b> |
|         | 108,750         |         |         | 12      |              |
| 53,958  |                 |         |         | 12      | %50.9        |
|         | %51.7           | 54,792  |         | %50.1   |              |
|         | 12              |         | %0.2    | 439     |              |

|       |         |        |       |        |      |      |      |        |              |
|-------|---------|--------|-------|--------|------|------|------|--------|--------------|
|       |         |        |       |        |      |      |      |        | <b>3.2.2</b> |
|       |         |        | %26.3 | 83,115 |      |      |      |        |              |
|       |         |        | %21.2 |        |      |      |      | 36,966 |              |
|       |         |        | %15.1 |        |      |      |      | 16,738 |              |
|       |         |        | %96.9 |        |      |      |      |        | 29,411       |
|       |         |        |       |        |      |      |      |        | .            |
|       |         |        |       |        |      |      |      |        | <b>4.2.2</b> |
|       | 112,947 |        |       |        |      |      |      | 5      |              |
|       | 56,459  |        |       | 5      |      |      |      | %41.6  |              |
| %42.0 |         | 56,488 |       | 5      |      |      |      | %41.4  |              |
|       |         |        |       |        |      |      |      | 5      |              |
|       | 15      |        |       |        |      |      |      |        |              |
|       |         | 15     |       |        |      | %6.0 |      |        | 11,358       |
| %2.6  |         | 2,455  |       |        |      |      |      |        |              |
|       | %9.5    |        | 8,903 |        |      | 15   |      |        |              |
| %8.0  |         |        |       |        |      |      |      | 15     |              |
|       |         | %4.6   |       |        |      |      |      | %7.0   |              |
|       |         |        |       |        |      |      |      |        | 1997         |
|       | 15      |        | %11.7 |        |      |      |      |        | 2007         |
|       | %17.4   | %6.1   |       | 1997   |      | 2007 | %6.0 |        | 1997         |
| .     | %13.2   |        | %15.3 |        | %7.5 |      |      |        |              |
|       | 30,291  |        |       |        |      |      |      |        |              |
|       |         |        | 10    |        |      |      |      | %26.6  |              |
|       | %25.4   |        |       |        |      |      |      |        |              |
| %14.0 |         |        |       |        |      |      |      |        |              |
|       |         |        |       |        |      |      |      |        | 1997         |
|       |         |        | %16.7 |        |      |      |      |        | %24.6        |

|        |        |        |       |        |              |
|--------|--------|--------|-------|--------|--------------|
|        |        |        |       |        | <b>5.2.2</b> |
| 79,376 | 10     |        |       |        |              |
| 67,409 |        |        | 10    | %34.5  |              |
| %10.5  | 11,967 |        | 10    | %58.1  |              |
|        |        |        |       |        | 10           |
| 10,368 | 10     |        |       |        |              |
| 10     |        |        |       |        | %13.1        |
|        |        | .%11.2 |       | %14.3  | %20.8        |
|        |        |        |       | /      | <b>6.2.2</b> |
|        |        |        |       | %5.6   | 17,596       |
|        | %3.0   |        |       | 9,627  |              |
|        | %1.5   |        |       | 4,631  |              |
|        | %2.3   |        |       | 7,260  |              |
| %0.7   |        |        |       | 2,217  |              |
| %0.7   |        |        |       | 2,211  |              |
|        |        |        |       |        |              |
|        |        |        |       |        | <b>3.2</b>   |
|        | 5.4    |        |       |        | 58,750       |
|        |        |        | %82.0 | 48,156 |              |



# Tables





2007

:1

**Table 1: Population in Nablus Governorate by Type of Locality and Sex, 2007**

| Type of Locality | Population     |                |                | *<br>Number of Households* | Number of Localities |
|------------------|----------------|----------------|----------------|----------------------------|----------------------|
|                  | Females        | Males          | Both Sexes     |                            |                      |
| <b>Total</b>     | <b>156,180</b> | <b>159,776</b> | <b>315,956</b> | <b>58,759</b>              | <b>64</b>            |
| Urban            | 86,182         | 88,221         | 174,403        | 33,713                     | 8                    |
| Rural            | 54,730         | 56,467         | 111,197        | 19,490                     | 53                   |
| Camps            | 15,268         | 15,088         | 30,356         | 5,556                      | 3                    |

\* Includes private and institutional households.

.( )

\*

Table 2: Population in Nablus Governorate by Sex, Age Group and Nationality, 2007

| Age Group | Sex        | Total  | Nationality |        |             |            |              |         |  |
|-----------|------------|--------|-------------|--------|-------------|------------|--------------|---------|--|
|           |            |        | Not Stated  | Others | Other Arabs | Jordanians | Palestinians |         |  |
| 0 - 4     | Both Sexes | 42,932 | -           | -      | -           | -          | 42,932       | 4 - 0   |  |
|           | Males      | 21,819 | -           | -      | -           | 21,819     |              |         |  |
|           | Females    | 21,113 | -           | -      | -           | 21,113     |              |         |  |
| 5 - 9     | Both Sexes | 41,941 | -           | 1      | -           | 1          | 41,939       | 9 - 5   |  |
|           | Males      | 21,422 | -           | 1      | -           | 1          | 21,420       |         |  |
|           | Females    | 20,519 | -           | -      | -           | -          | 20,519       |         |  |
| 10 - 14   | Both Sexes | 40,699 | -           | -      | -           | 1          | 40,698       | 14 - 10 |  |
|           | Males      | 20,857 | -           | -      | -           | -          | 20,857       |         |  |
|           | Females    | 19,842 | -           | -      | -           | 1          | 19,841       |         |  |
| 15 - 19   | Both Sexes | 36,460 | -           | 1      | -           | 6          | 36,453       | 19 - 15 |  |
|           | Males      | 18,668 | -           | -      | -           | 4          | 18,664       |         |  |
|           | Females    | 17,792 | -           | 1      | -           | 2          | 17,789       |         |  |
| 20 - 24   | Both Sexes | 27,140 | -           | 7      | 1           | 4          | 27,128       | 24 - 20 |  |
|           | Males      | 13,886 | -           | -      | -           | 1          | 13,885       |         |  |
|           | Females    | 13,254 | -           | 7      | 1           | 3          | 13,243       |         |  |
| 25 - 29   | Both Sexes | 23,128 | 1           | 12     | 2           | 28         | 23,085       | 29 - 25 |  |
|           | Males      | 11,702 | -           | -      | -           | 2          | 11,700       |         |  |
|           | Females    | 11,426 | 1           | 12     | 2           | 26         | 11,385       |         |  |
| 30 - 34   | Both Sexes | 21,340 | 1           | 22     | 6           | 12         | 21,299       | 34 - 30 |  |
|           | Males      | 10,762 | -           | 1      | -           | -          | 10,761       |         |  |
|           | Females    | 10,578 | 1           | 21     | 6           | 12         | 10,538       |         |  |
| 35 - 39   | Both Sexes | 18,940 | 3           | 13     | -           | 9          | 18,915       | 39 - 35 |  |
|           | Males      | 9,682  | 2           | 3      | -           | -          | 9,677        |         |  |
|           | Females    | 9,258  | 1           | 10     | -           | 9          | 9,238        |         |  |
| 40 - 44   | Both Sexes | 16,895 | -           | 6      | -           | 7          | 16,882       | 44 - 40 |  |
|           | Males      | 8,664  | -           | -      | -           | 2          | 8,662        |         |  |
|           | Females    | 8,231  | -           | 6      | -           | 5          | 8,220        |         |  |
| 45 - 49   | Both Sexes | 12,730 | 1           | 7      | 4           | 2          | 12,716       | 49 - 45 |  |
|           | Males      | 6,651  | 1           | 1      | 1           | 1          | 6,647        |         |  |
|           | Females    | 6,079  | -           | 6      | 3           | 1          | 6,069        |         |  |

Table 2 (Cont.): Population in Nablus Governorate by Sex, Age Group and Nationality, 2007

| Age Group    | Sex               | Total          | Nationality |           |             |            |                |         |  |
|--------------|-------------------|----------------|-------------|-----------|-------------|------------|----------------|---------|--|
|              |                   |                | Not Stated  | Others    | Other Arabs | Jordanians | Palestinians   |         |  |
| 50 - 54      | Both Sexes        | 8,459          | 3           | 7         | -           | -          | 8,449          | 54 - 50 |  |
|              | Males             | 4,234          | 3           | 1         | -           | -          | 4,230          |         |  |
|              | Females           | 4,225          | -           | 6         | -           | -          | 4,219          |         |  |
| 55 - 59      | Both Sexes        | 6,553          | -           | 3         | -           | -          | 6,550          | 59 - 55 |  |
|              | Males             | 3,343          | -           | -         | -           | -          | 3,343          |         |  |
|              | Females           | 3,210          | -           | 3         | -           | -          | 3,207          |         |  |
| 60 - 64      | Both Sexes        | 5,722          | -           | 1         | 2           | -          | 5,719          | 64 - 60 |  |
|              | Males             | 2,520          | -           | -         | -           | -          | 2,520          |         |  |
|              | Females           | 3,202          | -           | 1         | 2           | -          | 3,199          |         |  |
| 65 - 69      | Both Sexes        | 3,932          | 1           | 3         | -           | 1          | 3,927          | 69 - 65 |  |
|              | Males             | 1,614          | 1           | 2         | -           | -          | 1,611          |         |  |
|              | Females           | 2,318          | -           | 1         | -           | 1          | 2,316          |         |  |
| 70 - 74      | Both Sexes        | 3,363          | -           | -         | -           | 1          | 3,362          | 74 - 70 |  |
|              | Males             | 1,478          | -           | -         | -           | 1          | 1,477          |         |  |
|              | Females           | 1,885          | -           | -         | -           | -          | 1,885          |         |  |
| 75 - 79      | Both Sexes        | 2,295          | -           | -         | -           | 1          | 2,294          | 79 - 75 |  |
|              | Males             | 949            | -           | -         | -           | 1          | 948            |         |  |
|              | Females           | 1,346          | -           | -         | -           | -          | 1,346          |         |  |
| 80 - 84      | Both Sexes        | 1,369          | -           | 1         | -           | -          | 1,368          | 84 - 80 |  |
|              | Males             | 573            | -           | -         | -           | -          | 573            |         |  |
|              | Females           | 796            | -           | 1         | -           | -          | 795            |         |  |
| 85 +         | Both Sexes        | 926            | -           | -         | -           | -          | 926            | + 85    |  |
|              | Males             | 382            | -           | -         | -           | -          | 382            |         |  |
|              | Females           | 544            | -           | -         | -           | -          | 544            |         |  |
| Not Stated   | Both Sexes        | 1,132          | -           | 1         | -           | -          | 1,131          |         |  |
|              | Males             | 570            | -           | -         | -           | -          | 570            |         |  |
|              | Females           | 562            | -           | 1         | -           | -          | 561            |         |  |
| <b>Total</b> | <b>Both Sexes</b> | <b>315,956</b> | <b>10</b>   | <b>85</b> | <b>15</b>   | <b>73</b>  | <b>315,773</b> |         |  |
|              | <b>Males</b>      | <b>159,776</b> | <b>7</b>    | <b>9</b>  | <b>1</b>    | <b>13</b>  | <b>159,746</b> |         |  |
|              | <b>Females</b>    | <b>156,180</b> | <b>3</b>    | <b>76</b> | <b>14</b>   | <b>60</b>  | <b>156,027</b> |         |  |

**Table 3: Population in Nablus Governorate by Single Years of Age, Sex and Type of Locality, 2007**

| Age in Years            | Camps        |              |              | Rural        |              |               | Urban         |               |               | Total         |               |               |                |
|-------------------------|--------------|--------------|--------------|--------------|--------------|---------------|---------------|---------------|---------------|---------------|---------------|---------------|----------------|
|                         | Females      | Males        | Both Sexes   | Females      | Males        | Both Sexes    | Females       | Males         | Both Sexes    | Females       | Males         | Both Sexes    |                |
| <b>less than 1 Year</b> | <b>470</b>   | <b>436</b>   | <b>906</b>   | <b>1,493</b> | <b>1,609</b> | <b>3,102</b>  | <b>2,253</b>  | <b>2,414</b>  | <b>4,667</b>  | <b>4,216</b>  | <b>4,459</b>  | <b>8,675</b>  |                |
| 1                       | 459          | 453          | 912          | 1,615        | 1,600        | 3,215         | 2,229         | 2,361         | 4,590         | <b>4,303</b>  | <b>4,414</b>  | <b>8,717</b>  | 1              |
| 2                       | 441          | 448          | 889          | 1,577        | 1,609        | 3,186         | 2,232         | 2,344         | 4,576         | <b>4,250</b>  | <b>4,401</b>  | <b>8,651</b>  | 2              |
| 3                       | 472          | 402          | 874          | 1,522        | 1,664        | 3,186         | 2,322         | 2,410         | 4,732         | <b>4,316</b>  | <b>4,476</b>  | <b>8,792</b>  | 3              |
| 4                       | 398          | 417          | 815          | 1,468        | 1,446        | 2,914         | 2,162         | 2,206         | 4,368         | <b>4,028</b>  | <b>4,069</b>  | <b>8,097</b>  | 4              |
| <b>1 - 4</b>            | <b>1,770</b> | <b>1,720</b> | <b>3,490</b> | <b>6,182</b> | <b>6,319</b> | <b>12,501</b> | <b>8,945</b>  | <b>9,321</b>  | <b>18,266</b> | <b>16,897</b> | <b>17,360</b> | <b>34,257</b> | <b>4 - 1</b>   |
| 5                       | 387          | 402          | 789          | 1,450        | 1,589        | 3,039         | 2,334         | 2,316         | 4,650         | <b>4,171</b>  | <b>4,307</b>  | <b>8,478</b>  | 5              |
| 6                       | 440          | 427          | 867          | 1,471        | 1,539        | 3,010         | 2,196         | 2,423         | 4,619         | <b>4,107</b>  | <b>4,389</b>  | <b>8,496</b>  | 6              |
| 7                       | 409          | 424          | 833          | 1,498        | 1,616        | 3,114         | 2,262         | 2,369         | 4,631         | <b>4,169</b>  | <b>4,409</b>  | <b>8,578</b>  | 7              |
| 8                       | 434          | 451          | 885          | 1,525        | 1,441        | 2,966         | 2,163         | 2,257         | 4,420         | <b>4,122</b>  | <b>4,149</b>  | <b>8,271</b>  | 8              |
| 9                       | 419          | 416          | 835          | 1,415        | 1,494        | 2,909         | 2,116         | 2,258         | 4,374         | <b>3,950</b>  | <b>4,168</b>  | <b>8,118</b>  | 9              |
| <b>5 - 9</b>            | <b>2,089</b> | <b>2,120</b> | <b>4,209</b> | <b>7,359</b> | <b>7,679</b> | <b>15,038</b> | <b>11,071</b> | <b>11,623</b> | <b>22,694</b> | <b>20,519</b> | <b>21,422</b> | <b>41,941</b> | <b>9 - 5</b>   |
| 10                      | 383          | 405          | 788          | 1,333        | 1,509        | 2,842         | 2,001         | 2,164         | 4,165         | <b>3,717</b>  | <b>4,078</b>  | <b>7,795</b>  | 10             |
| 11                      | 427          | 373          | 800          | 1,482        | 1,524        | 3,006         | 2,138         | 2,241         | 4,379         | <b>4,047</b>  | <b>4,138</b>  | <b>8,185</b>  | 11             |
| 12                      | 372          | 433          | 805          | 1,508        | 1,551        | 3,059         | 2,088         | 2,202         | 4,290         | <b>3,968</b>  | <b>4,186</b>  | <b>8,154</b>  | 12             |
| 13                      | 408          | 404          | 812          | 1,499        | 1,559        | 3,058         | 2,153         | 2,236         | 4,389         | <b>4,060</b>  | <b>4,199</b>  | <b>8,259</b>  | 13             |
| 14                      | 376          | 362          | 738          | 1,515        | 1,573        | 3,088         | 2,159         | 2,321         | 4,480         | <b>4,050</b>  | <b>4,256</b>  | <b>8,306</b>  | 14             |
| <b>10 - 14</b>          | <b>1,966</b> | <b>1,977</b> | <b>3,943</b> | <b>7,337</b> | <b>7,716</b> | <b>15,053</b> | <b>10,539</b> | <b>11,164</b> | <b>21,703</b> | <b>19,842</b> | <b>20,857</b> | <b>40,699</b> | <b>14 - 10</b> |
| 15                      | 368          | 380          | 748          | 1,389        | 1,559        | 2,948         | 2,076         | 2,086         | 4,162         | <b>3,833</b>  | <b>4,025</b>  | <b>7,858</b>  | 15             |
| 16                      | 359          | 401          | 760          | 1,503        | 1,539        | 3,042         | 2,046         | 2,137         | 4,183         | <b>3,908</b>  | <b>4,077</b>  | <b>7,985</b>  | 16             |
| 17                      | 375          | 358          | 733          | 1,360        | 1,407        | 2,767         | 1,929         | 2,105         | 4,034         | <b>3,664</b>  | <b>3,870</b>  | <b>7,534</b>  | 17             |
| 18                      | 328          | 329          | 657          | 1,218        | 1,335        | 2,553         | 1,778         | 1,818         | 3,596         | <b>3,324</b>  | <b>3,482</b>  | <b>6,806</b>  | 18             |
| 19                      | 279          | 281          | 560          | 1,107        | 1,232        | 2,339         | 1,677         | 1,701         | 3,378         | <b>3,063</b>  | <b>3,214</b>  | <b>6,277</b>  | 19             |
| <b>15 - 19</b>          | <b>1,709</b> | <b>1,749</b> | <b>3,458</b> | <b>6,577</b> | <b>7,072</b> | <b>13,649</b> | <b>9,506</b>  | <b>9,847</b>  | <b>19,353</b> | <b>17,792</b> | <b>18,668</b> | <b>36,460</b> | <b>19 - 15</b> |

Table 3 (Cont.): Population in Nablus Governorate by Single Years of Age, Sex and Type of Locality, 2007

| Age in Years   | Camps        |              |              | Rural        |              |              | Urban        |              |               | Total         |               |               |                |
|----------------|--------------|--------------|--------------|--------------|--------------|--------------|--------------|--------------|---------------|---------------|---------------|---------------|----------------|
|                | Females      | Males        | Both Sexes   | Females      | Males        | Both Sexes   | Females      | Males        | Both Sexes    | Females       | Males         | Both Sexes    |                |
| 20             | 253          | 290          | 543          | 1,029        | 1,040        | 2,069        | 1,654        | 1,569        | 3,223         | 2,936         | 2,899         | 5,835         | 20             |
| 21             | 224          | 244          | 468          | 966          | 1,108        | 2,074        | 1,455        | 1,558        | 3,013         | 2,645         | 2,910         | 5,555         | 21             |
| 22             | 259          | 281          | 540          | 927          | 1,025        | 1,952        | 1,455        | 1,482        | 2,937         | 2,641         | 2,788         | 5,429         | 22             |
| 23             | 258          | 240          | 498          | 919          | 1,069        | 1,988        | 1,426        | 1,429        | 2,855         | 2,603         | 2,738         | 5,341         | 23             |
| 24             | 254          | 240          | 494          | 851          | 911          | 1,762        | 1,324        | 1,400        | 2,724         | 2,429         | 2,551         | 4,980         | 24             |
| <b>20 - 24</b> | <b>1,248</b> | <b>1,295</b> | <b>2,543</b> | <b>4,692</b> | <b>5,153</b> | <b>9,845</b> | <b>7,314</b> | <b>7,438</b> | <b>14,752</b> | <b>13,254</b> | <b>13,886</b> | <b>27,140</b> | <b>24 - 20</b> |
| 25             | 244          | 221          | 465          | 776          | 923          | 1,699        | 1,359        | 1,362        | 2,721         | 2,379         | 2,506         | 4,885         | 25             |
| 26             | 218          | 252          | 470          | 783          | 853          | 1,636        | 1,285        | 1,294        | 2,579         | 2,286         | 2,399         | 4,685         | 26             |
| 27             | 242          | 237          | 479          | 773          | 822          | 1,595        | 1,317        | 1,276        | 2,593         | 2,332         | 2,335         | 4,667         | 27             |
| 28             | 218          | 207          | 425          | 750          | 782          | 1,532        | 1,321        | 1,293        | 2,614         | 2,289         | 2,282         | 4,571         | 28             |
| 29             | 228          | 233          | 461          | 729          | 756          | 1,485        | 1,183        | 1,191        | 2,374         | 2,140         | 2,180         | 4,320         | 29             |
| <b>25 - 29</b> | <b>1,150</b> | <b>1,150</b> | <b>2,300</b> | <b>3,811</b> | <b>4,136</b> | <b>7,947</b> | <b>6,465</b> | <b>6,416</b> | <b>12,881</b> | <b>11,426</b> | <b>11,702</b> | <b>23,128</b> | <b>29 - 25</b> |
| 30             | 231          | 196          | 427          | 693          | 765          | 1,458        | 1,216        | 1,217        | 2,433         | 2,140         | 2,178         | 4,318         | 30             |
| 31             | 197          | 228          | 425          | 734          | 789          | 1,523        | 1,213        | 1,189        | 2,402         | 2,144         | 2,206         | 4,350         | 31             |
| 32             | 182          | 199          | 381          | 715          | 718          | 1,433        | 1,175        | 1,131        | 2,306         | 2,072         | 2,048         | 4,120         | 32             |
| 33             | 224          | 209          | 433          | 682          | 767          | 1,449        | 1,180        | 1,165        | 2,345         | 2,086         | 2,141         | 4,227         | 33             |
| 34             | 214          | 202          | 416          | 713          | 749          | 1,462        | 1,209        | 1,238        | 2,447         | 2,136         | 2,189         | 4,325         | 34             |
| <b>30 - 34</b> | <b>1,048</b> | <b>1,034</b> | <b>2,082</b> | <b>3,537</b> | <b>3,788</b> | <b>7,325</b> | <b>5,993</b> | <b>5,940</b> | <b>11,933</b> | <b>10,578</b> | <b>10,762</b> | <b>21,340</b> | <b>34 - 30</b> |
| 35             | 196          | 230          | 426          | 674          | 665          | 1,339        | 1,149        | 1,127        | 2,276         | 2,019         | 2,022         | 4,041         | 35             |
| 36             | 185          | 206          | 391          | 607          | 675          | 1,282        | 1,086        | 1,062        | 2,148         | 1,878         | 1,943         | 3,821         | 36             |
| 37             | 173          | 190          | 363          | 599          | 666          | 1,265        | 1,017        | 1,099        | 2,116         | 1,789         | 1,955         | 3,744         | 37             |
| 38             | 191          | 191          | 382          | 566          | 643          | 1,209        | 1,010        | 1,026        | 2,036         | 1,767         | 1,860         | 3,627         | 38             |
| 39             | 181          | 150          | 331          | 631          | 667          | 1,298        | 993          | 1,085        | 2,078         | 1,805         | 1,902         | 3,707         | 39             |
| <b>35 - 39</b> | <b>926</b>   | <b>967</b>   | <b>1,893</b> | <b>3,077</b> | <b>3,316</b> | <b>6,393</b> | <b>5,255</b> | <b>5,399</b> | <b>10,654</b> | <b>9,258</b>  | <b>9,682</b>  | <b>18,940</b> | <b>39 - 35</b> |

Table 3 (Cont.): Population in Nablus Governorate by Single Years of Age, Sex and Type of Locality, 2007

| Age in Years   | Camps      |            |              | Rural        |              |              | Urban        |              |              | Total        |              |               |                |
|----------------|------------|------------|--------------|--------------|--------------|--------------|--------------|--------------|--------------|--------------|--------------|---------------|----------------|
|                | Females    | Males      | Both Sexes   | Females      | Males        | Both Sexes   | Females      | Males        | Both Sexes   | Females      | Males        | Both Sexes    |                |
| 40             | 154        | 180        | 334          | 522          | 545          | 1,067        | 1,009        | 1,004        | 2,013        | 1,685        | 1,729        | 3,414         | 40             |
| 41             | 152        | 176        | 328          | 533          | 590          | 1,123        | 947          | 1,066        | 2,013        | 1,632        | 1,832        | 3,464         | 41             |
| 42             | 173        | 161        | 334          | 543          | 584          | 1,127        | 993          | 1,002        | 1,995        | 1,709        | 1,747        | 3,456         | 42             |
| 43             | 162        | 153        | 315          | 496          | 556          | 1,052        | 960          | 1,037        | 1,997        | 1,618        | 1,746        | 3,364         | 43             |
| 44             | 164        | 145        | 309          | 482          | 474          | 956          | 941          | 991          | 1,932        | 1,587        | 1,610        | 3,197         | 44             |
| <b>40 - 44</b> | <b>805</b> | <b>815</b> | <b>1,620</b> | <b>2,576</b> | <b>2,749</b> | <b>5,325</b> | <b>4,850</b> | <b>5,100</b> | <b>9,950</b> | <b>8,231</b> | <b>8,664</b> | <b>16,895</b> | <b>44 - 40</b> |
| 45             | 149        | 147        | 296          | 446          | 467          | 913          | 865          | 969          | 1,834        | 1,460        | 1,583        | 3,043         | 45             |
| 46             | 91         | 114        | 205          | 365          | 436          | 801          | 672          | 795          | 1,467        | 1,128        | 1,345        | 2,473         | 46             |
| 47             | 120        | 117        | 237          | 441          | 442          | 883          | 737          | 801          | 1,538        | 1,298        | 1,360        | 2,658         | 47             |
| 48             | 104        | 90         | 194          | 365          | 339          | 704          | 631          | 703          | 1,334        | 1,100        | 1,132        | 2,232         | 48             |
| 49             | 93         | 96         | 189          | 377          | 384          | 761          | 623          | 751          | 1,374        | 1,093        | 1,231        | 2,324         | 49             |
| <b>45 - 49</b> | <b>557</b> | <b>564</b> | <b>1,121</b> | <b>1,994</b> | <b>2,068</b> | <b>4,062</b> | <b>3,528</b> | <b>4,019</b> | <b>7,547</b> | <b>6,079</b> | <b>6,651</b> | <b>12,730</b> | <b>49 - 45</b> |
| 50             | 94         | 86         | 180          | 337          | 308          | 645          | 584          | 594          | 1,178        | 1,015        | 988          | 2,003         | 50             |
| 51             | 73         | 55         | 128          | 292          | 281          | 573          | 506          | 483          | 989          | 871          | 819          | 1,690         | 51             |
| 52             | 77         | 59         | 136          | 271          | 275          | 546          | 504          | 500          | 1,004        | 852          | 834          | 1,686         | 52             |
| 53             | 81         | 53         | 134          | 268          | 264          | 532          | 435          | 516          | 951          | 784          | 833          | 1,617         | 53             |
| 54             | 52         | 59         | 111          | 239          | 257          | 496          | 412          | 444          | 856          | 703          | 760          | 1,463         | 54             |
| <b>50 - 54</b> | <b>377</b> | <b>312</b> | <b>689</b>   | <b>1,407</b> | <b>1,385</b> | <b>2,792</b> | <b>2,441</b> | <b>2,537</b> | <b>4,978</b> | <b>4,225</b> | <b>4,234</b> | <b>8,459</b>  | <b>54 - 50</b> |
| 55             | 58         | 48         | 106          | 227          | 215          | 442          | 362          | 459          | 821          | 647          | 722          | 1,369         | 55             |
| 56             | 56         | 54         | 110          | 242          | 244          | 486          | 359          | 422          | 781          | 657          | 720          | 1,377         | 56             |
| 57             | 50         | 43         | 93           | 211          | 240          | 451          | 434          | 393          | 827          | 695          | 676          | 1,371         | 57             |
| 58             | 35         | 41         | 76           | 201          | 196          | 397          | 337          | 377          | 714          | 573          | 614          | 1,187         | 58             |
| 59             | 61         | 70         | 131          | 192          | 137          | 329          | 385          | 404          | 789          | 638          | 611          | 1,249         | 59             |
| <b>55 - 59</b> | <b>260</b> | <b>256</b> | <b>516</b>   | <b>1,073</b> | <b>1,032</b> | <b>2,105</b> | <b>1,877</b> | <b>2,055</b> | <b>3,932</b> | <b>3,210</b> | <b>3,343</b> | <b>6,553</b>  | <b>59 - 55</b> |

2007

:( ) 3

Table 3 (Cont.): Population in Nablus Governorate by Single Years of Age, Sex and Type of Locality, 2007

| Age in Years   | Camps      |            |            | Rural      |            |              | Urban        |              |              | Total        |              |              |                |
|----------------|------------|------------|------------|------------|------------|--------------|--------------|--------------|--------------|--------------|--------------|--------------|----------------|
|                | Females    | Males      | Both Sexes | Females    | Males      | Both Sexes   | Females      | Males        | Both Sexes   | Females      | Males        | Both Sexes   |                |
| 60             | 107        | 61         | 168        | 260        | 174        | 434          | 494          | 374          | 868          | 861          | 609          | 1,470        | 60             |
| 61             | 60         | 49         | 109        | 175        | 149        | 324          | 367          | 314          | 681          | 602          | 512          | 1,114        | 61             |
| 62             | 75         | 43         | 118        | 212        | 157        | 369          | 422          | 303          | 725          | 709          | 503          | 1,212        | 62             |
| 63             | 62         | 42         | 104        | 162        | 141        | 303          | 318          | 305          | 623          | 542          | 488          | 1,030        | 63             |
| 64             | 32         | 34         | 66         | 165        | 111        | 276          | 291          | 263          | 554          | 488          | 408          | 896          | 64             |
| <b>60 - 64</b> | <b>336</b> | <b>229</b> | <b>565</b> | <b>974</b> | <b>732</b> | <b>1,706</b> | <b>1,892</b> | <b>1,559</b> | <b>3,451</b> | <b>3,202</b> | <b>2,520</b> | <b>5,722</b> | <b>64 - 60</b> |
| 65             | 74         | 47         | 121        | 215        | 121        | 336          | 399          | 227          | 626          | 688          | 395          | 1,083        | 65             |
| 66             | 29         | 25         | 54         | 116        | 80         | 196          | 230          | 180          | 410          | 375          | 285          | 660          | 66             |
| 67             | 46         | 39         | 85         | 148        | 97         | 245          | 324          | 229          | 553          | 518          | 365          | 883          | 67             |
| 68             | 31         | 26         | 57         | 123        | 92         | 215          | 260          | 178          | 438          | 414          | 296          | 710          | 68             |
| 69             | 28         | 28         | 56         | 104        | 67         | 171          | 191          | 178          | 369          | 323          | 273          | 596          | 69             |
| <b>65 - 69</b> | <b>208</b> | <b>165</b> | <b>373</b> | <b>706</b> | <b>457</b> | <b>1,163</b> | <b>1,404</b> | <b>992</b>   | <b>2,396</b> | <b>2,318</b> | <b>1,614</b> | <b>3,932</b> | <b>69 - 65</b> |
| 70             | 58         | 36         | 94         | 290        | 127        | 417          | 356          | 255          | 611          | 704          | 418          | 1,122        | 70             |
| 71             | 30         | 29         | 59         | 99         | 80         | 179          | 205          | 222          | 427          | 334          | 331          | 665          | 71             |
| 72             | 34         | 28         | 62         | 118        | 88         | 206          | 193          | 163          | 356          | 345          | 279          | 624          | 72             |
| 73             | 20         | 17         | 37         | 91         | 70         | 161          | 143          | 151          | 294          | 254          | 238          | 492          | 73             |
| 74             | 21         | 13         | 34         | 81         | 60         | 141          | 146          | 139          | 285          | 248          | 212          | 460          | 74             |
| <b>70 - 74</b> | <b>163</b> | <b>123</b> | <b>286</b> | <b>679</b> | <b>425</b> | <b>1,104</b> | <b>1,043</b> | <b>930</b>   | <b>1,973</b> | <b>1,885</b> | <b>1,478</b> | <b>3,363</b> | <b>74 - 70</b> |
| 75             | 38         | 34         | 72         | 259        | 100        | 359          | 269          | 183          | 452          | 566          | 317          | 883          | 75             |
| 76             | 13         | 9          | 22         | 64         | 54         | 118          | 123          | 99           | 222          | 200          | 162          | 362          | 76             |
| 77             | 17         | 19         | 36         | 100        | 59         | 159          | 147          | 103          | 250          | 264          | 181          | 445          | 77             |
| 78             | 10         | 15         | 25         | 68         | 56         | 124          | 92           | 101          | 193          | 170          | 172          | 342          | 78             |
| 79             | 11         | 6          | 17         | 45         | 42         | 87           | 90           | 69           | 159          | 146          | 117          | 263          | 79             |
| <b>75 - 79</b> | <b>89</b>  | <b>83</b>  | <b>172</b> | <b>536</b> | <b>311</b> | <b>847</b>   | <b>721</b>   | <b>555</b>   | <b>1,276</b> | <b>1,346</b> | <b>949</b>   | <b>2,295</b> | <b>79 - 75</b> |

2007

:( ) 3

Table 3 (Cont.): Population in Nablus Governorate by Single Years of Age, Sex and Type of Locality, 2007

| Age in Years   | Camps         |               |               | Rural         |               |                | Urban         |               |                | Total          |                |                |                |
|----------------|---------------|---------------|---------------|---------------|---------------|----------------|---------------|---------------|----------------|----------------|----------------|----------------|----------------|
|                | Females       | Males         | Both Sexes    | Females       | Males         | Both Sexes     | Females       | Males         | Both Sexes     | Females        | Males          | Both Sexes     |                |
| 80             | 20            | 25            | 45            | 208           | 105           | 313            | 203           | 141           | 344            | 431            | 271            | 702            | 80             |
| 81             | 10            | 3             | 13            | 40            | 43            | 83             | 54            | 43            | 97             | 104            | 89             | 193            | 81             |
| 82             | 7             | 5             | 12            | 48            | 38            | 86             | 61            | 52            | 113            | 116            | 95             | 211            | 82             |
| 83             | 4             | 2             | 6             | 31            | 22            | 53             | 51            | 44            | 95             | 86             | 68             | 154            | 83             |
| 84             | 1             | 5             | 6             | 27            | 18            | 45             | 31            | 27            | 58             | 59             | 50             | 109            | 84             |
| <b>80 - 84</b> | <b>42</b>     | <b>40</b>     | <b>82</b>     | <b>354</b>    | <b>226</b>    | <b>580</b>     | <b>400</b>    | <b>307</b>    | <b>707</b>     | <b>796</b>     | <b>573</b>     | <b>1,369</b>   | <b>84 - 80</b> |
| 85             | 16            | 10            | 26            | 84            | 53            | 137            | 79            | 44            | 123            | 179            | 107            | 286            | 85             |
| 86             | 2             | 6             | 8             | 26            | 20            | 46             | 18            | 17            | 35             | 46             | 43             | 89             | 86             |
| 87             | 6             | 2             | 8             | 37            | 22            | 59             | 30            | 20            | 50             | 73             | 44             | 117            | 87             |
| 88             | 1             | -             | 1             | 17            | 12            | 29             | 17            | 14            | 31             | 35             | 26             | 61             | 88             |
| 89             | 2             | 3             | 5             | 9             | 11            | 20             | 19            | 6             | 25             | 30             | 20             | 50             | 89             |
| <b>85 - 89</b> | <b>27</b>     | <b>21</b>     | <b>48</b>     | <b>173</b>    | <b>118</b>    | <b>291</b>     | <b>163</b>    | <b>101</b>    | <b>264</b>     | <b>363</b>     | <b>240</b>     | <b>603</b>     | <b>89 - 85</b> |
| 90             | 5             | 4             | 9             | 45            | 32            | 77             | 33            | 24            | 57             | 83             | 60             | 143            | 90             |
| 91             | -             | -             | -             | 6             | 5             | 11             | 7             | 5             | 12             | 13             | 10             | 23             | 91             |
| 92             | 1             | -             | 1             | 9             | 6             | 15             | 3             | 2             | 5              | 13             | 8              | 21             | 92             |
| 93             | -             | 1             | 1             | 5             | 1             | 6              | 2             | 5             | 7              | 7              | 7              | 14             | 93             |
| 94             | -             | -             | -             | 3             | 4             | 7              | 3             | 5             | 8              | 6              | 9              | 15             | 94             |
| <b>90 - 94</b> | <b>6</b>      | <b>5</b>      | <b>11</b>     | <b>68</b>     | <b>48</b>     | <b>116</b>     | <b>48</b>     | <b>41</b>     | <b>89</b>      | <b>122</b>     | <b>94</b>      | <b>216</b>     | <b>94 - 90</b> |
| 95 +           | 4             | 4             | 8             | 32            | 23            | 55             | 23            | 21            | 44             | 59             | 48             | 107            | + 95           |
| Not Stated     | 18            | 23            | 41            | 93            | 105           | 198            | 451           | 442           | 893            | 562            | 570            | 1,132          |                |
| <b>Total</b>   | <b>15,268</b> | <b>15,088</b> | <b>30,356</b> | <b>54,730</b> | <b>56,467</b> | <b>111,197</b> | <b>86,182</b> | <b>88,221</b> | <b>174,403</b> | <b>156,180</b> | <b>159,776</b> | <b>315,956</b> | المجموع        |



**Table 4: Native (Inside Palestinian Territory) and Foreign Born Palestinian Population in Nablus Governorate by Age Group, Sex and Place of Birth, 2007**

| Age Group          | Total          |                |                | Place of Birth & Sex |            |               |                 |              |               |            |            |               |                           |              |               |                              |                |                |         |
|--------------------|----------------|----------------|----------------|----------------------|------------|---------------|-----------------|--------------|---------------|------------|------------|---------------|---------------------------|--------------|---------------|------------------------------|----------------|----------------|---------|
|                    |                |                |                | Not Stated           |            |               | Other Countries |              |               | Israel     |            |               | 1948<br>Inside 1948 Areas |              |               | Inside Palestinian Territory |                |                |         |
|                    | Females        | Males          | Both<br>Sexes  | Females              | Males      | Both<br>Sexes | Females         | Males        | Both<br>Sexes | Females    | Males      | Both<br>Sexes | Females                   | Males        | Both<br>Sexes | Females                      | Males          | Both<br>Sexes  |         |
| Less Than One Year | 4,216          | 4,459          | 8,675          | 1                    | 1          | 2             | 13              | 15           | 28            | -          | -          | -             | -                         | -            | -             | 4,202                        | 4,443          | 8,645          |         |
| 1 - 4              | 16,897         | 17,360         | 34,257         | 2                    | 4          | 6             | 112             | 150          | 262           | 15         | 19         | 34            | -                         | -            | -             | 16,768                       | 17,187         | 33,955         | 4 - 1   |
| 5 - 9              | 20,519         | 21,420         | 41,939         | 2                    | 1          | 3             | 233             | 230          | 463           | 32         | 20         | 52            | -                         | -            | -             | 20,252                       | 21,169         | 41,421         | 9 - 5   |
| 10 - 14            | 19,841         | 20,857         | 40,698         | 1                    | 4          | 5             | 771             | 839          | 1,610         | 12         | 10         | 22            | -                         | -            | -             | 19,057                       | 20,004         | 39,061         | 14 - 10 |
| 15 - 19            | 17,789         | 18,664         | 36,453         | 1                    | 2          | 3             | 1,632           | 1,658        | 3,290         | 6          | 4          | 10            | -                         | -            | -             | 16,150                       | 17,000         | 33,150         | 19 - 15 |
| 20 - 24            | 13,243         | 13,885         | 27,128         | 3                    | 4          | 7             | 1,747           | 1,709        | 3,456         | 17         | 4          | 21            | -                         | -            | -             | 11,476                       | 12,168         | 23,644         | 24 - 20 |
| 25 - 29            | 11,385         | 11,700         | 23,085         | 2                    | 4          | 6             | 1,514           | 1,157        | 2,671         | 26         | 3          | 29            | -                         | -            | -             | 9,843                        | 10,536         | 20,379         | 29 - 25 |
| 30 - 34            | 10,538         | 10,761         | 21,299         | 2                    | 2          | 4             | 1,091           | 631          | 1,722         | 30         | 3          | 33            | -                         | -            | -             | 9,415                        | 10,125         | 19,540         | 34 - 30 |
| 35 - 39            | 9,238          | 9,677          | 18,915         | 1                    | 3          | 4             | 769             | 488          | 1,257         | 24         | 7          | 31            | -                         | -            | -             | 8,444                        | 9,179          | 17,623         | 39 - 35 |
| 40 - 44            | 8,220          | 8,662          | 16,882         | 2                    | 1          | 3             | 493             | 218          | 711           | 24         | 14         | 38            | -                         | -            | -             | 7,701                        | 8,429          | 16,130         | 44 - 40 |
| 45 - 49            | 6,069          | 6,647          | 12,716         | 1                    | 1          | 2             | 359             | 188          | 547           | 24         | 18         | 42            | -                         | -            | -             | 5,685                        | 6,440          | 12,125         | 49 - 45 |
| 50 - 54            | 4,219          | 4,230          | 8,449          | -                    | 2          | 2             | 164             | 84           | 248           | 17         | 17         | 34            | -                         | -            | -             | 4,038                        | 4,127          | 8,165          | 54 - 50 |
| 55 - 59            | 3,207          | 3,343          | 6,550          | 1                    | 1          | 2             | 68              | 30           | 98            | 145        | 146        | 291           | -                         | -            | -             | 2,993                        | 3,166          | 6,159          | 59 - 55 |
| 60 - 64            | 3,199          | 2,520          | 5,719          | 1                    | 2          | 3             | 55              | 13           | 68            | -          | -          | -             | 759                       | 572          | 1,331         | 2,384                        | 1,933          | 4,317          | 64 - 60 |
| 65 - 69            | 2,316          | 1,611          | 3,927          | -                    | 1          | 1             | 54              | 6            | 60            | -          | -          | -             | 447                       | 384          | 831           | 1,815                        | 1,220          | 3,035          | 69 - 65 |
| 70 - 74            | 1,885          | 1,477          | 3,362          | -                    | -          | -             | 29              | 6            | 35            | -          | -          | -             | 387                       | 316          | 703           | 1,469                        | 1,155          | 2,624          | 74 - 70 |
| 75 - 79            | 1,346          | 948            | 2,294          | 1                    | -          | 1             | 29              | 6            | 35            | -          | -          | -             | 198                       | 169          | 367           | 1,118                        | 773            | 1,891          | 79 - 75 |
| 80 - 84            | 795            | 573            | 1,368          | 1                    | 1          | 2             | 19              | 2            | 21            | -          | -          | -             | 117                       | 76           | 193           | 658                          | 494            | 1,152          | 84 - 80 |
| 85 - 89            | 363            | 240            | 603            | -                    | -          | -             | 12              | 2            | 14            | -          | -          | -             | 47                        | 37           | 84            | 304                          | 201            | 505            | 89 - 85 |
| 90 - 94            | 122            | 94             | 216            | -                    | -          | -             | 4               | 5            | 9             | -          | -          | -             | 15                        | 9            | 24            | 103                          | 80             | 183            | 94 - 90 |
| 95+                | 59             | 48             | 107            | -                    | -          | -             | -               | -            | -             | -          | -          | -             | 10                        | 7            | 17            | 49                           | 41             | 90             | +95     |
| Not Stated         | 561            | 570            | 1,131          | 418                  | 400        | 818           | 9               | 10           | 19            | 2          | -          | 2             | 1                         | 1            | 2             | 131                          | 159            | 290            |         |
| <b>Total</b>       | <b>156,027</b> | <b>159,746</b> | <b>315,773</b> | <b>440</b>           | <b>434</b> | <b>874</b>    | <b>9,177</b>    | <b>7,447</b> | <b>16,624</b> | <b>374</b> | <b>265</b> | <b>639</b>    | <b>1,981</b>              | <b>1,571</b> | <b>3,552</b>  | <b>144,055</b>               | <b>150,029</b> | <b>294,084</b> |         |

**Table 5: Palestinian Population in Nablus Governorate Born Inside Palestinian Territory by Sex, Place of Birth (Governorate) and Age Group, 2007**

| Place of Birth<br>(Governorate) | Sex | Total   | Age Group  |     |         |         |         |         |         |         |         |         |        | ( )   |                    |
|---------------------------------|-----|---------|------------|-----|---------|---------|---------|---------|---------|---------|---------|---------|--------|-------|--------------------|
|                                 |     |         | Not Stated | +90 | 89 - 80 | 79 - 70 | 69 - 60 | 59 - 50 | 49 - 40 | 39 - 30 | 29 - 20 | 19 - 10 | 9 - 1  |       | Less Than One Year |
| Palestinian Territory           | T   | 294,084 | 290        | 273 | 1,657   | 4,515   | 7,352   | 14,324  | 28,255  | 37,163  | 44,023  | 72,211  | 75,376 | 8,645 |                    |
|                                 | M   | 150,029 | 159        | 121 | 695     | 1,928   | 3,153   | 7,293   | 14,869  | 19,304  | 22,704  | 37,004  | 38,356 | 4,443 |                    |
|                                 | F   | 144,055 | 131        | 152 | 962     | 2,587   | 4,199   | 7,031   | 13,386  | 17,859  | 21,319  | 35,207  | 37,020 | 4,202 |                    |
| West Bank                       | T   | 293,581 | 289        | 273 | 1,656   | 4,510   | 7,341   | 14,198  | 28,107  | 37,079  | 43,961  | 72,165  | 75,357 | 8,645 |                    |
|                                 | M   | 149,805 | 158        | 121 | 695     | 1,927   | 3,149   | 7,237   | 14,807  | 19,266  | 22,676  | 36,981  | 38,345 | 4,443 |                    |
|                                 | F   | 143,776 | 131        | 152 | 961     | 2,583   | 4,192   | 6,961   | 13,300  | 17,813  | 21,285  | 35,184  | 37,012 | 4,202 |                    |
| Jenin                           | T   | 1,565   | 2          | 3   | 15      | 54      | 125     | 213     | 319     | 370     | 287     | 115     | 61     | 1     |                    |
|                                 | M   | 400     | -          | -   | 6       | 18      | 31      | 72      | 88      | 75      | 32      | 46      | 32     | -     |                    |
|                                 | F   | 1,165   | 2          | 3   | 9       | 36      | 94      | 141     | 231     | 295     | 255     | 69      | 29     | 1     |                    |
| Tubas                           | T   | 1,143   | 1          | 1   | 9       | 25      | 50      | 133     | 235     | 288     | 255     | 92      | 53     | 1     |                    |
|                                 | M   | 351     | 1          | -   | 2       | 5       | 21      | 49      | 79      | 78      | 44      | 44      | 28     | -     |                    |
|                                 | F   | 792     | -          | 1   | 7       | 20      | 29      | 84      | 156     | 210     | 211     | 48      | 25     | 1     |                    |
| Tulkarm                         | T   | 1,657   | -          | 4   | 17      | 49      | 114     | 168     | 329     | 396     | 327     | 181     | 72     | -     |                    |
|                                 | M   | 390     | -          | 2   | 7       | 10      | 31      | 44      | 64      | 76      | 41      | 75      | 40     | -     |                    |
|                                 | F   | 1,267   | -          | 2   | 10      | 39      | 83      | 124     | 265     | 320     | 286     | 106     | 32     | -     |                    |
| Nablus                          | T   | 284,576 | 283        | 257 | 1,578   | 4,261   | 6,760   | 13,037  | 26,406  | 35,150  | 42,183  | 71,273  | 74,773 | 8,615 |                    |
|                                 | M   | 147,196 | 157        | 118 | 666     | 1,848   | 2,985   | 6,834   | 14,323  | 18,813  | 22,395  | 36,597  | 38,034 | 4,426 |                    |
|                                 | F   | 137,380 | 126        | 139 | 912     | 2,413   | 3,775   | 6,203   | 12,083  | 16,337  | 19,788  | 34,676  | 36,739 | 4,189 |                    |
| Qalqiliya                       | T   | 1,211   | -          | 2   | 6       | 33      | 83      | 196     | 189     | 257     | 254     | 129     | 60     | 2     |                    |
|                                 | M   | 372     | -          | -   | 3       | 15      | 24      | 80      | 52      | 63      | 38      | 58      | 38     | 1     |                    |
|                                 | F   | 839     | -          | 2   | 3       | 18      | 59      | 116     | 137     | 194     | 216     | 71      | 22     | 1     |                    |
| Salfit                          | T   | 797     | -          | -   | 5       | 23      | 43      | 142     | 181     | 172     | 133     | 60      | 36     | 2     |                    |
|                                 | M   | 232     | -          | -   | 2       | 10      | 17      | 57      | 53      | 34      | 14      | 22      | 22     | 1     |                    |
|                                 | F   | 565     | -          | -   | 3       | 13      | 26      | 85      | 128     | 138     | 119     | 38      | 14     | 1     |                    |
| Ramallah & Al-Bireh             | T   | 874     | 2          | 3   | 2       | 12      | 45      | 106     | 141     | 169     | 173     | 81      | 132    | 8     |                    |
|                                 | M   | 202     | -          | -   | 1       | 1       | 7       | 19      | 25      | 22      | 17      | 34      | 70     | 6     |                    |
|                                 | F   | 672     | 2          | 3   | 1       | 11      | 38      | 87      | 116     | 147     | 156     | 47      | 62     | 2     |                    |
| Jericho & Al Aghwar             | T   | 551     | -          | -   | 3       | 4       | 9       | 80      | 130     | 96      | 103     | 84      | 40     | 2     |                    |
|                                 | M   | 248     | -          | -   | -       | 2       | 5       | 35      | 67      | 43      | 39      | 38      | 19     | -     |                    |
|                                 | F   | 303     | -          | -   | 3       | 2       | 4       | 45      | 63      | 53      | 64      | 46      | 21     | 2     |                    |

**Table 5 (Cont.): Palestinian Population in Nablus Governorate Born Inside Palestinian Territory by Sex, Place of Birth (Governorate) and Age Group, 2007**

| Place of Birth<br>(Governorate) | Sex | Total | Age Group  |     |         |         |         |         |         |         |         |         |       | ( ) |
|---------------------------------|-----|-------|------------|-----|---------|---------|---------|---------|---------|---------|---------|---------|-------|-----|
|                                 |     |       | Not Stated | +90 | 89 - 80 | 79 - 70 | 69 - 60 | 59 - 50 | 49 - 40 | 39 - 30 | 29 - 20 | 19 - 10 | 9 - 1 |     |
| Jerusalem                       | T   | 605   | 1          | 1   | 15      | 31      | 85      | 57      | 78      | 76      | 131     | 64      | 57    | 9   |
|                                 | M   | 162   | -          | -   | 3       | 9       | 18      | 18      | 12      | 14      | 36      | 21      | 26    | 5   |
|                                 | F   | 443   | 1          | 1   | 12      | 22      | 67      | 39      | 66      | 62      | 95      | 43      | 31    | 4   |
| Bethlehem                       | T   | 119   | -          | -   | -       | -       | 3       | 11      | 19      | 19      | 28      | 25      | 13    | 1   |
|                                 | M   | 37    | -          | -   | -       | -       | 1       | 4       | 5       | 6       | 1       | 11      | 8     | 1   |
|                                 | F   | 82    | -          | -   | -       | -       | 2       | 7       | 14      | 13      | 27      | 14      | 5     | -   |
| Hebron                          | T   | 483   | -          | 2   | 6       | 18      | 24      | 55      | 80      | 86      | 87      | 61      | 60    | 4   |
|                                 | M   | 215   | -          | 1   | 5       | 9       | 9       | 25      | 39      | 42      | 19      | 35      | 28    | 3   |
|                                 | F   | 268   | -          | 1   | 1       | 9       | 15      | 30      | 41      | 44      | 68      | 26      | 32    | 1   |
| Gaza Strip                      | T   | 503   | 1          | -   | 1       | 5       | 11      | 126     | 148     | 84      | 62      | 46      | 19    | -   |
|                                 | M   | 224   | 1          | -   | -       | 1       | 4       | 56      | 62      | 38      | 28      | 23      | 11    | -   |
|                                 | F   | 279   | -          | -   | 1       | 4       | 7       | 70      | 86      | 46      | 34      | 23      | 8     | -   |
| North Gaza                      | T   | 31    | -          | -   | -       | -       | -       | -       | 9       | 9       | 2       | 8       | 3     | -   |
|                                 | M   | 14    | -          | -   | -       | -       | -       | -       | 2       | 5       | 1       | 3       | 3     | -   |
|                                 | F   | 17    | -          | -   | -       | -       | -       | -       | 7       | 4       | 1       | 5       | -     | -   |
| Gaza                            | T   | 312   | -          | -   | 1       | 4       | 9       | 74      | 84      | 48      | 49      | 32      | 11    | -   |
|                                 | M   | 137   | -          | -   | -       | 1       | 4       | 33      | 33      | 19      | 21      | 20      | 6     | -   |
|                                 | F   | 175   | -          | -   | 1       | 3       | 5       | 41      | 51      | 29      | 28      | 12      | 5     | -   |
| Deir Al-Balah                   | T   | 78    | -          | -   | -       | 1       | 1       | 31      | 26      | 5       | 7       | 4       | 3     | -   |
|                                 | M   | 34    | -          | -   | -       | -       | -       | 14      | 14      | 2       | 3       | -       | 1     | -   |
|                                 | F   | 44    | -          | -   | -       | 1       | 1       | 17      | 12      | 3       | 4       | 4       | 2     | -   |
| Khan Yunis                      | T   | 37    | 1          | -   | -       | -       | 1       | 13      | 11      | 5       | 4       | 1       | 1     | -   |
|                                 | M   | 18    | 1          | -   | -       | -       | -       | 6       | 5       | 3       | 3       | -       | -     | -   |
|                                 | F   | 19    | -          | -   | -       | -       | 1       | 7       | 6       | 2       | 1       | 1       | 1     | -   |
| Rafah                           | T   | 45    | -          | -   | -       | -       | -       | 8       | 18      | 17      | -       | 1       | 1     | -   |
|                                 | M   | 21    | -          | -   | -       | -       | -       | 3       | 8       | 9       | -       | -       | 1     | -   |
|                                 | F   | 24    | -          | -   | -       | -       | -       | 5       | 10      | 8       | -       | 1       | -     | -   |

**Table 6: Palestinian Population in Households and Institutions in Nablus Governorate by Age Group, Sex, Household Type and Type of Locality, 2007**

(Total )

| Age Group & Sex   | Total          | Population in Institutions | Household Type |                     |                    |                   |                      |         |
|-------------------|----------------|----------------------------|----------------|---------------------|--------------------|-------------------|----------------------|---------|
|                   |                |                            | Not Stated     | Composite Household | Extended Household | Nuclear Household | One Person Household |         |
| <b>Both Sexes</b> |                |                            |                |                     |                    |                   |                      |         |
| 0 - 4             | 42,932         | 1                          | 7              | 69                  | 6,540              | 36,315            | -                    | 4 - 0   |
| 5 - 9             | 41,939         | 3                          | 8              | 76                  | 5,450              | 36,402            | -                    | 9 - 5   |
| 10 - 14           | 40,698         | 14                         | 10             | 70                  | 5,142              | 35,462            | -                    | 14 - 10 |
| 15 - 19           | 36,453         | 18                         | 15             | 82                  | 5,625              | 30,685            | 28                   | 19 - 15 |
| 20 - 24           | 27,128         | 30                         | 6              | 75                  | 5,533              | 21,430            | 54                   | 24 - 20 |
| 25 - 29           | 23,085         | 25                         | 11             | 65                  | 4,643              | 18,276            | 65                   | 29 - 25 |
| 30 - 34           | 21,299         | 22                         | 6              | 47                  | 3,594              | 17,561            | 69                   | 34 - 30 |
| 35 - 39           | 18,915         | 11                         | 4              | 36                  | 2,808              | 15,992            | 64                   | 39 - 35 |
| 40 - 44           | 16,882         | 11                         | 7              | 30                  | 2,464              | 14,275            | 95                   | 44 - 40 |
| 45 - 49           | 12,716         | 7                          | 2              | 31                  | 2,190              | 10,382            | 104                  | 49 - 45 |
| 50 - 54           | 8,449          | 2                          | 7              | 28                  | 1,889              | 6,393             | 130                  | 54 - 50 |
| 55 - 59           | 6,550          | 8                          | 2              | 25                  | 1,756              | 4,607             | 152                  | 59 - 55 |
| 60 - 64           | 5,719          | 3                          | 7              | 33                  | 1,847              | 3,541             | 288                  | 64 - 60 |
| 65 - 69           | 3,927          | 5                          | 5              | 13                  | 1,427              | 2,194             | 283                  | 69 - 65 |
| 70 - 74           | 3,362          | 4                          | 5              | 19                  | 1,296              | 1,699             | 339                  | 74 - 70 |
| 75 - 79           | 2,294          | 5                          | 4              | 10                  | 1,019              | 997               | 259                  | 79 - 75 |
| 80 - 84           | 1,368          | 6                          | -              | 10                  | 663                | 522               | 167                  | 84 - 80 |
| 85+               | 926            | 3                          | 1              | 10                  | 483                | 295               | 134                  | +85     |
| Not Stated        | 1,131          | 6                          | 446            | 11                  | 100                | 506               | 62                   |         |
| <b>Total</b>      | <b>315,773</b> | <b>184</b>                 | <b>553</b>     | <b>740</b>          | <b>54,469</b>      | <b>257,534</b>    | <b>2,293</b>         |         |

2007

:( ) 6

**Table 6 (Cont.): Palestinian Population in Households and Institutions in Nablus Governorate by Age Group, Household Type and Type of Locality, 2007**

(Total )

| Age Group & Sex | Total          | Population in Institutions | Household Type |                     |                    |                   |                      |         |
|-----------------|----------------|----------------------------|----------------|---------------------|--------------------|-------------------|----------------------|---------|
|                 |                |                            | Not Stated     | Composite Household | Extended Household | Nuclear Household | One Person Household |         |
| <b>Males</b>    |                |                            |                |                     |                    |                   |                      | ذكور    |
| 0 - 4           | 21,819         | 1                          | 5              | 36                  | 3,324              | 18,453            | -                    | 4 - 0   |
| 5 - 9           | 21,420         | -                          | 4              | 37                  | 2,829              | 18,550            | -                    | 9 - 5   |
| 10 - 14         | 20,857         | 3                          | 6              | 37                  | 2,617              | 18,194            | -                    | 14 - 10 |
| 15 - 19         | 18,664         | 12                         | 8              | 36                  | 2,777              | 15,818            | 13                   | 19 - 15 |
| 20 - 24         | 13,885         | 26                         | 2              | 29                  | 2,834              | 10,951            | 43                   | 24 - 20 |
| 25 - 29         | 11,700         | 25                         | 6              | 34                  | 2,643              | 8,935             | 57                   | 29 - 25 |
| 30 - 34         | 10,761         | 18                         | 2              | 21                  | 1,936              | 8,727             | 57                   | 34 - 30 |
| 35 - 39         | 9,677          | 9                          | 2              | 18                  | 1,388              | 8,222             | 38                   | 39 - 35 |
| 40 - 44         | 8,662          | 10                         | 1              | 10                  | 1,078              | 7,522             | 41                   | 44 - 40 |
| 45 - 49         | 6,647          | 5                          | 1              | 12                  | 809                | 5,791             | 29                   | 49 - 45 |
| 50 - 54         | 4,230          | 1                          | 2              | 5                   | 685                | 3,507             | 30                   | 54 - 50 |
| 55 - 59         | 3,343          | 1                          | 1              | 7                   | 660                | 2,644             | 30                   | 59 - 55 |
| 60 - 64         | 2,520          | 2                          | 1              | 12                  | 609                | 1,871             | 25                   | 64 - 60 |
| 65 - 69         | 1,611          | 2                          | -              | 3                   | 386                | 1,194             | 26                   | 69 - 65 |
| 70 - 74         | 1,477          | -                          | 2              | 8                   | 389                | 1,054             | 24                   | 74 - 70 |
| 75 - 79         | 948            | 2                          | 2              | 1                   | 266                | 643               | 34                   | 79 - 75 |
| 80 - 84         | 573            | 3                          | -              | -                   | 197                | 342               | 31                   | 84 - 80 |
| 85+             | 382            | -                          | -              | 1                   | 150                | 206               | 25                   | +85     |
| Not Stated      | 570            | 6                          | 217            | 6                   | 54                 | 262               | 25                   |         |
| <b>Total</b>    | <b>159,746</b> | <b>126</b>                 | <b>262</b>     | <b>313</b>          | <b>25,631</b>      | <b>132,886</b>    | <b>528</b>           |         |

2007

:( ) 6

**Table 6 (Cont.): Palestinian Population in Households and Institutions in Nablus Governorate by Age Group, Household Type and Type of Locality, 2007**

(Total )

| Age Group & Sex | Total          | Population in Institutions | Household Type |                     |                    |                   |                      |         |
|-----------------|----------------|----------------------------|----------------|---------------------|--------------------|-------------------|----------------------|---------|
|                 |                |                            | Not Stated     | Composite Household | Extended Household | Nuclear Household | One Person Household |         |
| <b>Females</b>  |                |                            |                |                     |                    |                   |                      |         |
| 0 - 4           | 21,113         | -                          | 2              | 33                  | 3,216              | 17,862            | -                    | 4 - 0   |
| 5 - 9           | 20,519         | 3                          | 4              | 39                  | 2,621              | 17,852            | -                    | 9 - 5   |
| 10 - 14         | 19,841         | 11                         | 4              | 33                  | 2,525              | 17,268            | -                    | 14 - 10 |
| 15 - 19         | 17,789         | 6                          | 7              | 46                  | 2,848              | 14,867            | 15                   | 19 - 15 |
| 20 - 24         | 13,243         | 4                          | 4              | 46                  | 2,699              | 10,479            | 11                   | 24 - 20 |
| 25 - 29         | 11,385         | -                          | 5              | 31                  | 2,000              | 9,341             | 8                    | 29 - 25 |
| 30 - 34         | 10,538         | 4                          | 4              | 26                  | 1,658              | 8,834             | 12                   | 34 - 30 |
| 35 - 39         | 9,238          | 2                          | 2              | 18                  | 1,420              | 7,770             | 26                   | 39 - 35 |
| 40 - 44         | 8,220          | 1                          | 6              | 20                  | 1,386              | 6,753             | 54                   | 44 - 40 |
| 45 - 49         | 6,069          | 2                          | 1              | 19                  | 1,381              | 4,591             | 75                   | 49 - 45 |
| 50 - 54         | 4,219          | 1                          | 5              | 23                  | 1,204              | 2,886             | 100                  | 54 - 50 |
| 55 - 59         | 3,207          | 7                          | 1              | 18                  | 1,096              | 1,963             | 122                  | 59 - 55 |
| 60 - 64         | 3,199          | 1                          | 6              | 21                  | 1,238              | 1,670             | 263                  | 64 - 60 |
| 65 - 69         | 2,316          | 3                          | 5              | 10                  | 1,041              | 1,000             | 257                  | 69 - 65 |
| 70 - 74         | 1,885          | 4                          | 3              | 11                  | 907                | 645               | 315                  | 74 - 70 |
| 75 - 79         | 1,346          | 3                          | 2              | 9                   | 753                | 354               | 225                  | 79 - 75 |
| 80 - 84         | 795            | 3                          | -              | 10                  | 466                | 180               | 136                  | 84 - 80 |
| 85+             | 544            | 3                          | 1              | 9                   | 333                | 89                | 109                  | +85     |
| Not Stated      | 561            | -                          | 229            | 5                   | 46                 | 244               | 37                   |         |
| <b>Total</b>    | <b>156,027</b> | <b>58</b>                  | <b>291</b>     | <b>427</b>          | <b>28,838</b>      | <b>124,648</b>    | <b>1,765</b>         |         |

2007

:( ) 6

**Table 6 (Cont.): Palestinian Population in Households and Institutions in Nablus Governorate by Age Group, Household Type and Type of Locality, 2007**  
(Urban )

| Age Group & Sex   | Total          | Population in Institutions | Household Type |                     |                    |                   |                      |         |
|-------------------|----------------|----------------------------|----------------|---------------------|--------------------|-------------------|----------------------|---------|
|                   |                |                            | Not Stated     | Composite Household | Extended Household | Nuclear Household | One Person Household |         |
| <b>Both Sexes</b> |                |                            |                |                     |                    |                   |                      |         |
| 0 - 4             | 22,933         | 1                          | 2              | 42                  | 3,419              | 19,469            | -                    | 4 - 0   |
| 5 - 9             | 22,692         | 3                          | 2              | 50                  | 2,843              | 19,794            | -                    | 9 - 5   |
| 10 - 14           | 21,702         | 14                         | 10             | 48                  | 2,527              | 19,103            | -                    | 14 - 10 |
| 15 - 19           | 19,346         | 18                         | 10             | 50                  | 2,699              | 16,548            | 21                   | 19 - 15 |
| 20 - 24           | 14,744         | 30                         | 4              | 48                  | 2,774              | 11,857            | 31                   | 24 - 20 |
| 25 - 29           | 12,848         | 25                         | 6              | 47                  | 2,548              | 10,187            | 35                   | 29 - 25 |
| 30 - 34           | 11,905         | 22                         | 4              | 30                  | 1,983              | 9,830             | 36                   | 34 - 30 |
| 35 - 39           | 10,631         | 11                         | 2              | 23                  | 1,495              | 9,066             | 34                   | 39 - 35 |
| 40 - 44           | 9,942          | 11                         | 6              | 21                  | 1,366              | 8,474             | 64                   | 44 - 40 |
| 45 - 49           | 7,534          | 7                          | 2              | 18                  | 1,187              | 6,250             | 70                   | 49 - 45 |
| 50 - 54           | 4,968          | 2                          | 4              | 20                  | 1,067              | 3,797             | 78                   | 54 - 50 |
| 55 - 59           | 3,930          | 8                          | 2              | 19                  | 982                | 2,833             | 86                   | 59 - 55 |
| 60 - 64           | 3,448          | 3                          | 3              | 23                  | 1,082              | 2,161             | 176                  | 64 - 60 |
| 65 - 69           | 2,391          | 5                          | 3              | 11                  | 851                | 1,343             | 178                  | 69 - 65 |
| 70 - 74           | 1,972          | 4                          | 4              | 15                  | 741                | 1,032             | 176                  | 74 - 70 |
| 75 - 79           | 1,276          | 5                          | 3              | 7                   | 542                | 569               | 150                  | 79 - 75 |
| 80 - 84           | 706            | 6                          | -              | 7                   | 351                | 253               | 89                   | 84 - 80 |
| 85+               | 397            | 3                          | 1              | 7                   | 204                | 127               | 55                   | +85     |
| Not Stated        | 892            | 6                          | 398            | 3                   | 76                 | 362               | 47                   |         |
| <b>Total</b>      | <b>174,257</b> | <b>184</b>                 | <b>466</b>     | <b>489</b>          | <b>28,737</b>      | <b>143,055</b>    | <b>1,326</b>         |         |

2007

:( ) 6

**Table 6 (Cont.): Palestinian Population in Households and Institutions in Nablus Governorate by Age Group, Household Type and Type of Locality, 2007**  
(Urban )

| Age Group & Sex | Total         | Population in Institutions | Household Type |                     |                    |                   |                      |         |
|-----------------|---------------|----------------------------|----------------|---------------------|--------------------|-------------------|----------------------|---------|
|                 |               |                            | Not Stated     | Composite Household | Extended Household | Nuclear Household | One Person Household |         |
| <b>Males</b>    |               |                            |                |                     |                    |                   |                      |         |
| 0 - 4           | 11,735        | 1                          | 2              | 19                  | 1,768              | 9,945             | -                    | 4 - 0   |
| 5 - 9           | 11,621        | -                          | 2              | 21                  | 1,451              | 10,147            | -                    | 9 - 5   |
| 10 - 14         | 11,164        | 3                          | 6              | 24                  | 1,305              | 9,826             | -                    | 14 - 10 |
| 15 - 19         | 9,843         | 12                         | 4              | 18                  | 1,298              | 8,505             | 6                    | 19 - 15 |
| 20 - 24         | 7,437         | 26                         | 1              | 16                  | 1,391              | 5,980             | 23                   | 24 - 20 |
| 25 - 29         | 6,414         | 25                         | 4              | 21                  | 1,433              | 4,901             | 30                   | 29 - 25 |
| 30 - 34         | 5,939         | 18                         | -              | 16                  | 1,085              | 4,791             | 29                   | 34 - 30 |
| 35 - 39         | 5,394         | 9                          | 1              | 10                  | 763                | 4,595             | 16                   | 39 - 35 |
| 40 - 44         | 5,098         | 10                         | 1              | 7                   | 586                | 4,466             | 28                   | 44 - 40 |
| 45 - 49         | 4,015         | 5                          | 1              | 6                   | 428                | 3,556             | 19                   | 49 - 45 |
| 50 - 54         | 2,533         | 1                          | 1              | 4                   | 383                | 2,124             | 20                   | 54 - 50 |
| 55 - 59         | 2,055         | 1                          | 1              | 6                   | 366                | 1,661             | 20                   | 59 - 55 |
| 60 - 64         | 1,559         | 2                          | -              | 6                   | 360                | 1,175             | 16                   | 64 - 60 |
| 65 - 69         | 989           | 2                          | -              | 3                   | 230                | 735               | 19                   | 69 - 65 |
| 70 - 74         | 929           | -                          | 2              | 8                   | 239                | 669               | 11                   | 74 - 70 |
| 75 - 79         | 555           | 2                          | 2              | 1                   | 146                | 384               | 20                   | 79 - 75 |
| 80 - 84         | 307           | 3                          | -              | -                   | 109                | 180               | 15                   | 84 - 80 |
| 85+             | 163           | -                          | -              | -                   | 64                 | 90                | 9                    | +85     |
| Not Stated      | 442           | 6                          | 190            | 2                   | 42                 | 183               | 19                   |         |
| <b>Total</b>    | <b>88,192</b> | <b>126</b>                 | <b>218</b>     | <b>188</b>          | <b>13,447</b>      | <b>73,913</b>     | <b>300</b>           |         |



2007

:( ) 6

**Table 6 (Cont.): Palestinian Population in Households and Institutions in Nablus Governorate by Age Group, Household Type and Type of Locality, 2007**  
(Urban )

| Age Group & Sex | Total         | Population in Institutions | Household Type |                     |                    |                   |                      |         |
|-----------------|---------------|----------------------------|----------------|---------------------|--------------------|-------------------|----------------------|---------|
|                 |               |                            | Not Stated     | Composite Household | Extended Household | Nuclear Household | One Person Household |         |
| <b>Females</b>  |               |                            |                |                     |                    |                   |                      |         |
| 0 - 4           | 11,198        | -                          | -              | 23                  | 1,651              | 9,524             | -                    | 4 - 0   |
| 5 - 9           | 11,071        | 3                          | -              | 29                  | 1,392              | 9,647             | -                    | 9 - 5   |
| 10 - 14         | 10,538        | 11                         | 4              | 24                  | 1,222              | 9,277             | -                    | 14 - 10 |
| 15 - 19         | 9,503         | 6                          | 6              | 32                  | 1,401              | 8,043             | 15                   | 19 - 15 |
| 20 - 24         | 7,307         | 4                          | 3              | 32                  | 1,383              | 5,877             | 8                    | 24 - 20 |
| 25 - 29         | 6,434         | -                          | 2              | 26                  | 1,115              | 5,286             | 5                    | 29 - 25 |
| 30 - 34         | 5,966         | 4                          | 4              | 14                  | 898                | 5,039             | 7                    | 34 - 30 |
| 35 - 39         | 5,237         | 2                          | 1              | 13                  | 732                | 4,471             | 18                   | 39 - 35 |
| 40 - 44         | 4,844         | 1                          | 5              | 14                  | 780                | 4,008             | 36                   | 44 - 40 |
| 45 - 49         | 3,519         | 2                          | 1              | 12                  | 759                | 2,694             | 51                   | 49 - 45 |
| 50 - 54         | 2,435         | 1                          | 3              | 16                  | 684                | 1,673             | 58                   | 54 - 50 |
| 55 - 59         | 1,875         | 7                          | 1              | 13                  | 616                | 1,172             | 66                   | 59 - 55 |
| 60 - 64         | 1,889         | 1                          | 3              | 17                  | 722                | 986               | 160                  | 64 - 60 |
| 65 - 69         | 1,402         | 3                          | 3              | 8                   | 621                | 608               | 159                  | 69 - 65 |
| 70 - 74         | 1,043         | 4                          | 2              | 7                   | 502                | 363               | 165                  | 74 - 70 |
| 75 - 79         | 721           | 3                          | 1              | 6                   | 396                | 185               | 130                  | 79 - 75 |
| 80 - 84         | 399           | 3                          | -              | 7                   | 242                | 73                | 74                   | 84 - 80 |
| 85+             | 234           | 3                          | 1              | 7                   | 140                | 37                | 46                   | +85     |
| Not Stated      | 450           | -                          | 208            | 1                   | 34                 | 179               | 28                   |         |
| <b>Total</b>    | <b>86,065</b> | <b>58</b>                  | <b>248</b>     | <b>301</b>          | <b>15,290</b>      | <b>69,142</b>     | <b>1,026</b>         |         |

2007

:( ) 6

**Table 6 (Cont.): Palestinian Population in Households and Institutions in Nablus Governorate by Age Group, Household Type and Type of Locality, 2007**  
(Rural )

| Age Group & Sex   | Total          | Population in Institutions | Household Type |                     |                    |                   |                      |         |
|-------------------|----------------|----------------------------|----------------|---------------------|--------------------|-------------------|----------------------|---------|
|                   |                |                            | Not Stated     | Composite Household | Extended Household | Nuclear Household | One Person Household |         |
| <b>Both Sexes</b> |                |                            |                |                     |                    |                   |                      |         |
| 0 - 4             | 15,603         | -                          | 3              | 21                  | 2,501              | 13,078            | -                    | 4 - 0   |
| 5 - 9             | 15,038         | -                          | 2              | 16                  | 2,077              | 12,943            | -                    | 9 - 5   |
| 10 - 14           | 15,053         | -                          | -              | 17                  | 2,148              | 12,888            | -                    | 14 - 10 |
| 15 - 19           | 13,649         | -                          | 5              | 29                  | 2,364              | 11,247            | 4                    | 19 - 15 |
| 20 - 24           | 9,843          | -                          | 1              | 26                  | 2,233              | 7,567             | 16                   | 24 - 20 |
| 25 - 29           | 7,941          | -                          | 3              | 15                  | 1,666              | 6,235             | 22                   | 29 - 25 |
| 30 - 34           | 7,316          | -                          | -              | 11                  | 1,268              | 6,012             | 25                   | 34 - 30 |
| 35 - 39           | 6,392          | -                          | 2              | 8                   | 1,011              | 5,356             | 15                   | 39 - 35 |
| 40 - 44           | 5,323          | -                          | -              | 8                   | 848                | 4,447             | 20                   | 44 - 40 |
| 45 - 49           | 4,061          | -                          | -              | 12                  | 790                | 3,239             | 20                   | 49 - 45 |
| 50 - 54           | 2,792          | -                          | 3              | 8                   | 673                | 2,070             | 38                   | 54 - 50 |
| 55 - 59           | 2,104          | -                          | -              | 6                   | 629                | 1,420             | 49                   | 59 - 55 |
| 60 - 64           | 1,706          | -                          | 3              | 10                  | 592                | 1,025             | 76                   | 64 - 60 |
| 65 - 69           | 1,163          | -                          | 1              | 1                   | 452                | 628               | 81                   | 69 - 65 |
| 70 - 74           | 1,104          | -                          | -              | 3                   | 460                | 510               | 131                  | 74 - 70 |
| 75 - 79           | 846            | -                          | 1              | 3                   | 406                | 343               | 93                   | 79 - 75 |
| 80 - 84           | 580            | -                          | -              | 3                   | 277                | 232               | 68                   | 84 - 80 |
| 85+               | 462            | -                          | -              | 3                   | 250                | 140               | 69                   | +85     |
| Not Stated        | 198            | -                          | 43             | 8                   | 21                 | 114               | 12                   |         |
| <b>Total</b>      | <b>111,174</b> | <b>-</b>                   | <b>67</b>      | <b>208</b>          | <b>20,666</b>      | <b>89,494</b>     | <b>739</b>           |         |

2007

:( ) 6

**Table 6 (Cont.): Palestinian Population in Households and Institutions in Nablus Governorate by Age Group, Household Type and Type of Locality, 2007**  
(Rural )

| Age Group & Sex | Total         | Population in Institutions | Household Type |                     |                    |                   |                      |         |
|-----------------|---------------|----------------------------|----------------|---------------------|--------------------|-------------------|----------------------|---------|
|                 |               |                            | Not Stated     | Composite Household | Extended Household | Nuclear Household | One Person Household |         |
| <b>Males</b>    |               |                            |                |                     |                    |                   |                      |         |
| 0 - 4           | 7,928         | -                          | 2              | 14                  | 1,266              | 6,646             | -                    | 4 - 0   |
| 5 - 9           | 7,679         | -                          | -              | 11                  | 1,102              | 6,566             | -                    | 9 - 5   |
| 10 - 14         | 7,716         | -                          | -              | 10                  | 1,078              | 6,628             | -                    | 14 - 10 |
| 15 - 19         | 7,072         | -                          | 4              | 17                  | 1,203              | 5,844             | 4                    | 19 - 15 |
| 20 - 24         | 5,153         | -                          | -              | 13                  | 1,171              | 3,955             | 14                   | 24 - 20 |
| 25 - 29         | 4,136         | -                          | 2              | 12                  | 980                | 3,122             | 20                   | 29 - 25 |
| 30 - 34         | 3,788         | -                          | -              | 5                   | 687                | 3,075             | 21                   | 34 - 30 |
| 35 - 39         | 3,316         | -                          | 1              | 4                   | 495                | 2,805             | 11                   | 39 - 35 |
| 40 - 44         | 2,749         | -                          | -              | 2                   | 383                | 2,355             | 9                    | 44 - 40 |
| 45 - 49         | 2,068         | -                          | -              | 6                   | 310                | 1,746             | 6                    | 49 - 45 |
| 50 - 54         | 1,385         | -                          | 1              | 1                   | 249                | 1,127             | 7                    | 54 - 50 |
| 55 - 59         | 1,032         | -                          | -              | 1                   | 240                | 782               | 9                    | 59 - 55 |
| 60 - 64         | 732           | -                          | 1              | 6                   | 195                | 524               | 6                    | 64 - 60 |
| 65 - 69         | 457           | -                          | -              | -                   | 110                | 343               | 4                    | 69 - 65 |
| 70 - 74         | 425           | -                          | -              | -                   | 126                | 290               | 9                    | 74 - 70 |
| 75 - 79         | 310           | -                          | -              | -                   | 95                 | 203               | 12                   | 79 - 75 |
| 80 - 84         | 226           | -                          | -              | -                   | 74                 | 138               | 14                   | 84 - 80 |
| 85+             | 189           | -                          | -              | 1                   | 79                 | 97                | 12                   | +85     |
| Not Stated      | 105           | -                          | 23             | 4                   | 11                 | 62                | 5                    |         |
| <b>Total</b>    | <b>56,466</b> | -                          | <b>34</b>      | <b>107</b>          | <b>9,854</b>       | <b>46,308</b>     | <b>163</b>           |         |

2007

:( ) 6

**Table 6 (Cont.): Palestinian Population in Households and Institutions in Nablus Governorate by Age Group, Household Type and Type of Locality, 2007**  
(Rural )

| Age Group & Sex | Total         | Population in Institutions | Household Type |                     |                    |                   |                      |         |
|-----------------|---------------|----------------------------|----------------|---------------------|--------------------|-------------------|----------------------|---------|
|                 |               |                            | Not Stated     | Composite Household | Extended Household | Nuclear Household | One Person Household |         |
| <b>Females</b>  |               |                            |                |                     |                    |                   |                      |         |
| 0 - 4           | 7,675         | -                          | 1              | 7                   | 1,235              | 6,432             | -                    | 4 - 0   |
| 5 - 9           | 7,359         | -                          | 2              | 5                   | 975                | 6,377             | -                    | 9 - 5   |
| 10 - 14         | 7,337         | -                          | -              | 7                   | 1,070              | 6,260             | -                    | 14 - 10 |
| 15 - 19         | 6,577         | -                          | 1              | 12                  | 1,161              | 5,403             | -                    | 19 - 15 |
| 20 - 24         | 4,690         | -                          | 1              | 13                  | 1,062              | 3,612             | 2                    | 24 - 20 |
| 25 - 29         | 3,805         | -                          | 1              | 3                   | 686                | 3,113             | 2                    | 29 - 25 |
| 30 - 34         | 3,528         | -                          | -              | 6                   | 581                | 2,937             | 4                    | 34 - 30 |
| 35 - 39         | 3,076         | -                          | 1              | 4                   | 516                | 2,551             | 4                    | 39 - 35 |
| 40 - 44         | 2,574         | -                          | -              | 6                   | 465                | 2,092             | 11                   | 44 - 40 |
| 45 - 49         | 1,993         | -                          | -              | 6                   | 480                | 1,493             | 14                   | 49 - 45 |
| 50 - 54         | 1,407         | -                          | 2              | 7                   | 424                | 943               | 31                   | 54 - 50 |
| 55 - 59         | 1,072         | -                          | -              | 5                   | 389                | 638               | 40                   | 59 - 55 |
| 60 - 64         | 974           | -                          | 2              | 4                   | 397                | 501               | 70                   | 64 - 60 |
| 65 - 69         | 706           | -                          | 1              | 1                   | 342                | 285               | 77                   | 69 - 65 |
| 70 - 74         | 679           | -                          | -              | 3                   | 334                | 220               | 122                  | 74 - 70 |
| 75 - 79         | 536           | -                          | 1              | 3                   | 311                | 140               | 81                   | 79 - 75 |
| 80 - 84         | 354           | -                          | -              | 3                   | 203                | 94                | 54                   | 84 - 80 |
| 85+             | 273           | -                          | -              | 2                   | 171                | 43                | 57                   | +85     |
| Not Stated      | 93            | -                          | 20             | 4                   | 10                 | 52                | 7                    |         |
| <b>Total</b>    | <b>54,708</b> | -                          | <b>33</b>      | <b>101</b>          | <b>10,812</b>      | <b>43,186</b>     | <b>576</b>           |         |

2007

:( ) 6

**Table 6 (Cont.): Palestinian Population in Households and Institutions in Nablus Governorate by Age Group, Household Type and Type of Locality, 2007**  
(Camps )

| Age Group & Sex   | Total         | Population in Institutions | Household Type |                     |                    |                   |                      |         |
|-------------------|---------------|----------------------------|----------------|---------------------|--------------------|-------------------|----------------------|---------|
|                   |               |                            | Not Stated     | Composite Household | Extended Household | Nuclear Household | One Person Household |         |
| <b>Both Sexes</b> |               |                            |                |                     |                    |                   |                      |         |
| 0 - 4             | 4,396         | -                          | 2              | 6                   | 620                | 3,768             | -                    | 4 - 0   |
| 5 - 9             | 4,209         | -                          | 4              | 10                  | 530                | 3,665             | -                    | 9 - 5   |
| 10 - 14           | 3,943         | -                          | -              | 5                   | 467                | 3,471             | -                    | 14 - 10 |
| 15 - 19           | 3,458         | -                          | -              | 3                   | 562                | 2,890             | 3                    | 19 - 15 |
| 20 - 24           | 2,541         | -                          | 1              | 1                   | 526                | 2,006             | 7                    | 24 - 20 |
| 25 - 29           | 2,296         | -                          | 2              | 3                   | 429                | 1,854             | 8                    | 29 - 25 |
| 30 - 34           | 2,078         | -                          | 2              | 6                   | 343                | 1,719             | 8                    | 34 - 30 |
| 35 - 39           | 1,892         | -                          | -              | 5                   | 302                | 1,570             | 15                   | 39 - 35 |
| 40 - 44           | 1,617         | -                          | 1              | 1                   | 250                | 1,354             | 11                   | 44 - 40 |
| 45 - 49           | 1,121         | -                          | -              | 1                   | 213                | 893               | 14                   | 49 - 45 |
| 50 - 54           | 689           | -                          | -              | -                   | 149                | 526               | 14                   | 54 - 50 |
| 55 - 59           | 516           | -                          | -              | -                   | 145                | 354               | 17                   | 59 - 55 |
| 60 - 64           | 565           | -                          | 1              | -                   | 173                | 355               | 36                   | 64 - 60 |
| 65 - 69           | 373           | -                          | 1              | 1                   | 124                | 223               | 24                   | 69 - 65 |
| 70 - 74           | 286           | -                          | 1              | 1                   | 95                 | 157               | 32                   | 74 - 70 |
| 75 - 79           | 172           | -                          | -              | -                   | 71                 | 85                | 16                   | 79 - 75 |
| 80 - 84           | 82            | -                          | -              | -                   | 35                 | 37                | 10                   | 84 - 80 |
| 85+               | 67            | -                          | -              | -                   | 29                 | 28                | 10                   | +85     |
| Not Stated        | 41            | -                          | 5              | -                   | 3                  | 30                | 3                    |         |
| <b>Total</b>      | <b>30,342</b> | <b>-</b>                   | <b>20</b>      | <b>43</b>           | <b>5,066</b>       | <b>24,985</b>     | <b>228</b>           |         |

2007

:( ) 6

**Table 6 (Cont.): Palestinian Population in Households and Institutions in Nablus Governorate by Age Group, Household Type and Type of Locality, 2007**  
(Camps )

| Age Group & Sex | Total         | Population in Institutions | Household Type |                     |                    |                   |                      |         |
|-----------------|---------------|----------------------------|----------------|---------------------|--------------------|-------------------|----------------------|---------|
|                 |               |                            | Not Stated     | Composite Household | Extended Household | Nuclear Household | One Person Household |         |
| <b>Males</b>    |               |                            |                |                     |                    |                   |                      |         |
| 0 - 4           | 2,156         | -                          | 1              | 3                   | 290                | 1,862             | -                    | 4 - 0   |
| 5 - 9           | 2,120         | -                          | 2              | 5                   | 276                | 1,837             | -                    | 9 - 5   |
| 10 - 14         | 1,977         | -                          | -              | 3                   | 234                | 1,740             | -                    | 14 - 10 |
| 15 - 19         | 1,749         | -                          | -              | 1                   | 276                | 1,469             | 3                    | 19 - 15 |
| 20 - 24         | 1,295         | -                          | 1              | -                   | 272                | 1,016             | 6                    | 24 - 20 |
| 25 - 29         | 1,150         | -                          | -              | 1                   | 230                | 912               | 7                    | 29 - 25 |
| 30 - 34         | 1,034         | -                          | 2              | -                   | 164                | 861               | 7                    | 34 - 30 |
| 35 - 39         | 967           | -                          | -              | 4                   | 130                | 822               | 11                   | 39 - 35 |
| 40 - 44         | 815           | -                          | -              | 1                   | 109                | 701               | 4                    | 44 - 40 |
| 45 - 49         | 564           | -                          | -              | -                   | 71                 | 489               | 4                    | 49 - 45 |
| 50 - 54         | 312           | -                          | -              | -                   | 53                 | 256               | 3                    | 54 - 50 |
| 55 - 59         | 256           | -                          | -              | -                   | 54                 | 201               | 1                    | 59 - 55 |
| 60 - 64         | 229           | -                          | -              | -                   | 54                 | 172               | 3                    | 64 - 60 |
| 65 - 69         | 165           | -                          | -              | -                   | 46                 | 116               | 3                    | 69 - 65 |
| 70 - 74         | 123           | -                          | -              | -                   | 24                 | 95                | 4                    | 74 - 70 |
| 75 - 79         | 83            | -                          | -              | -                   | 25                 | 56                | 2                    | 79 - 75 |
| 80 - 84         | 40            | -                          | -              | -                   | 14                 | 24                | 2                    | 84 - 80 |
| 85+             | 30            | -                          | -              | -                   | 7                  | 19                | 4                    | +85     |
| Not Stated      | 23            | -                          | 4              | -                   | 1                  | 17                | 1                    |         |
| <b>Total</b>    | <b>15,088</b> | -                          | <b>10</b>      | <b>18</b>           | <b>2,330</b>       | <b>12,665</b>     | <b>65</b>            |         |

2007

:( ) 6

**Table 6 (Cont.): Palestinian Population in Households and Institutions in Nablus Governorate by Age Group, Household Type and Type of Locality, 2007**  
(Camps )

| Age Group & Sex | Total         | Population in Institutions | Household Type |                     |                    |                   |                      |         |
|-----------------|---------------|----------------------------|----------------|---------------------|--------------------|-------------------|----------------------|---------|
|                 |               |                            | Not Stated     | Composite Household | Extended Household | Nuclear Household | One Person Household |         |
| <b>Females</b>  |               |                            |                |                     |                    |                   |                      |         |
| 0 - 4           | 2,240         | -                          | 1              | 3                   | 330                | 1,906             | -                    | 4 - 0   |
| 5 - 9           | 2,089         | -                          | 2              | 5                   | 254                | 1,828             | -                    | 9 - 5   |
| 10 - 14         | 1,966         | -                          | -              | 2                   | 233                | 1,731             | -                    | 14 - 10 |
| 15 - 19         | 1,709         | -                          | -              | 2                   | 286                | 1,421             | -                    | 19 - 15 |
| 20 - 24         | 1,246         | -                          | -              | 1                   | 254                | 990               | 1                    | 24 - 20 |
| 25 - 29         | 1,146         | -                          | 2              | 2                   | 199                | 942               | 1                    | 29 - 25 |
| 30 - 34         | 1,044         | -                          | -              | 6                   | 179                | 858               | 1                    | 34 - 30 |
| 35 - 39         | 925           | -                          | -              | 1                   | 172                | 748               | 4                    | 39 - 35 |
| 40 - 44         | 802           | -                          | 1              | -                   | 141                | 653               | 7                    | 44 - 40 |
| 45 - 49         | 557           | -                          | -              | 1                   | 142                | 404               | 10                   | 49 - 45 |
| 50 - 54         | 377           | -                          | -              | -                   | 96                 | 270               | 11                   | 54 - 50 |
| 55 - 59         | 260           | -                          | -              | -                   | 91                 | 153               | 16                   | 59 - 55 |
| 60 - 64         | 336           | -                          | 1              | -                   | 119                | 183               | 33                   | 64 - 60 |
| 65 - 69         | 208           | -                          | 1              | 1                   | 78                 | 107               | 21                   | 69 - 65 |
| 70 - 74         | 163           | -                          | 1              | 1                   | 71                 | 62                | 28                   | 74 - 70 |
| 75 - 79         | 89            | -                          | -              | -                   | 46                 | 29                | 14                   | 79 - 75 |
| 80 - 84         | 42            | -                          | -              | -                   | 21                 | 13                | 8                    | 84 - 80 |
| 85+             | 37            | -                          | -              | -                   | 22                 | 9                 | 6                    | +85     |
| Not Stated      | 18            | -                          | 1              | -                   | 2                  | 13                | 2                    |         |
| <b>Total</b>    | <b>15,254</b> | <b>-</b>                   | <b>10</b>      | <b>25</b>           | <b>2,736</b>       | <b>12,320</b>     | <b>163</b>           |         |

2007

:7

**Table 7: Palestinian Private Households and Population in Households in Nablus Governorate by Size, Type of Household and Type of Locality, 2007**  
(Total )

| Household Size | Total          |               | Household Type |            |                     |            |                    |              |                   |               |              | One Person Household |     |
|----------------|----------------|---------------|----------------|------------|---------------------|------------|--------------------|--------------|-------------------|---------------|--------------|----------------------|-----|
|                |                |               | Not Stated     |            | Composite Household |            | Extended Household |              | Nuclear Household |               |              |                      |     |
|                | Population     | Households    | Population     | Households | Population          | Households | Population         | Households   | Population        | Households    |              |                      |     |
| 1              | 2,293          | 2,293         | -              | -          | -                   | -          | -                  | -            | -                 | -             | -            | 2,293                | 1   |
| 2              | 12,142         | 6,071         | 40             | 20         | 24                  | 12         | 1,262              | 631          | 10,816            | 5,408         | -            | -                    | 2   |
| 3              | 17,781         | 5,927         | 60             | 20         | 63                  | 21         | 1,716              | 572          | 15,942            | 5,314         | -            | -                    | 3   |
| 4              | 29,856         | 7,464         | 96             | 24         | 56                  | 14         | 2,752              | 688          | 26,952            | 6,738         | -            | -                    | 4   |
| 5              | 44,840         | 8,968         | 110            | 22         | 55                  | 11         | 4,295              | 859          | 40,380            | 8,076         | -            | -                    | 5   |
| 6              | 57,948         | 9,658         | 96             | 16         | 138                 | 23         | 6,198              | 1,033        | 51,516            | 8,586         | -            | -                    | 6   |
| 7              | 53,410         | 7,630         | 63             | 9          | 70                  | 10         | 7,693              | 1,099        | 45,584            | 6,512         | -            | -                    | 7   |
| 8              | 40,136         | 5,017         | 40             | 5          | 128                 | 16         | 8,272              | 1,034        | 31,696            | 3,962         | -            | -                    | 8   |
| 9              | 24,633         | 2,737         | 36             | 4          | 54                  | 6          | 7,137              | 793          | 17,406            | 1,934         | -            | -                    | 9   |
| 10             | 15,250         | 1,525         | -              | -          | 80                  | 8          | 5,290              | 529          | 9,880             | 988           | -            | -                    | 10  |
| 11 +           | 17,405         | 1,439         | 12             | 1          | 80                  | 7          | 9,887              | 793          | 7,426             | 638           | -            | -                    | +11 |
| <b>Total</b>   | <b>315,694</b> | <b>58,729</b> | <b>553</b>     | <b>121</b> | <b>748</b>          | <b>128</b> | <b>54,502</b>      | <b>8,031</b> | <b>257,598</b>    | <b>48,156</b> | <b>2,293</b> |                      |     |



2007

:( ) 7

**Table 7 (Cont.): Palestinian Private Households and Population in Households in Nablus Governorate by Size, Type of Household and Type of Locality, 2007**  
(Urban )

| Household Size | Total          |               | Household Type |            |                     |            |                    |              |                   |               |              | One Person Household |     |
|----------------|----------------|---------------|----------------|------------|---------------------|------------|--------------------|--------------|-------------------|---------------|--------------|----------------------|-----|
|                |                |               | Not Stated     |            | Composite Household |            | Extended Household |              | Nuclear Household |               |              |                      |     |
|                | Population     | Households    | Population     | Households | Population          | Households | Population         | Households   | Population        | Households    |              |                      |     |
| 1              | 1,326          | 1,326         | -              | -          | -                   | -          | -                  | -            | -                 | -             | -            | 1,326                | 1   |
| 2              | 7,124          | 3,562         | 30             | 15         | 20                  | 10         | 796                | 398          | 6,278             | 3,139         | -            | -                    | 2   |
| 3              | 10,551         | 3,517         | 51             | 17         | 42                  | 14         | 1,014              | 338          | 9,444             | 3,148         | -            | -                    | 3   |
| 4              | 18,376         | 4,594         | 72             | 18         | 36                  | 9          | 1,664              | 416          | 16,604            | 4,151         | -            | -                    | 4   |
| 5              | 28,555         | 5,711         | 100            | 20         | 50                  | 10         | 2,595              | 519          | 25,810            | 5,162         | -            | -                    | 5   |
| 6              | 35,604         | 5,934         | 78             | 13         | 108                 | 18         | 3,720              | 620          | 31,698            | 5,283         | -            | -                    | 6   |
| 7              | 30,121         | 4,303         | 56             | 8          | 35                  | 5          | 4,403              | 629          | 25,627            | 3,661         | -            | -                    | 7   |
| 8              | 19,944         | 2,493         | 40             | 5          | 72                  | 9          | 4,520              | 565          | 15,312            | 1,914         | -            | -                    | 8   |
| 9              | 9,945          | 1,105         | 27             | 3          | 36                  | 4          | 3,249              | 361          | 6,633             | 737           | -            | -                    | 9   |
| 10             | 6,030          | 603           | -              | -          | 40                  | 4          | 2,510              | 251          | 3,480             | 348           | -            | -                    | 10  |
| 11 +           | 6,572          | 539           | 12             | 1          | 58                  | 5          | 4,288              | 340          | 2,214             | 193           | -            | -                    | +11 |
| <b>Total</b>   | <b>174,148</b> | <b>33,687</b> | <b>466</b>     | <b>100</b> | <b>497</b>          | <b>88</b>  | <b>28,759</b>      | <b>4,437</b> | <b>143,100</b>    | <b>27,736</b> | <b>1,326</b> |                      |     |

2007

:( ) 7

**Table 7 (Cont.): Palestinian Private Households and Population in Households in Nablus Governorate by Size, Type of Household and Type of Locality, 2007**

(Rural . )

| Household Size | Total          |               | Household Type |            |                     |            |                    |              |                   |               |            | One Person Household |     |
|----------------|----------------|---------------|----------------|------------|---------------------|------------|--------------------|--------------|-------------------|---------------|------------|----------------------|-----|
|                |                |               | Not Stated     |            | Composite Household |            | Extended Household |              | Nuclear Household |               |            |                      |     |
|                | Population     | Households    | Population     | Households | Population          | Households | Population         | Households   | Population        | Households    |            |                      |     |
| 1              | 739            | 739           | -              | -          | -                   | -          | -                  | -            | -                 | -             | -          | 739                  | 1   |
| 2              | 3,864          | 1,932         | 8              | 4          | 4                   | 2          | 364                | 182          | 3,488             | 1,744         | -          | -                    | 2   |
| 3              | 5,571          | 1,857         | 9              | 3          | 18                  | 6          | 534                | 178          | 5,010             | 1,670         | -          | -                    | 3   |
| 4              | 8,708          | 2,177         | 20             | 5          | 16                  | 4          | 832                | 208          | 7,840             | 1,960         | -          | -                    | 4   |
| 5              | 12,540         | 2,508         | 5              | 1          | 5                   | 1          | 1,280              | 256          | 11,250            | 2,250         | -          | -                    | 5   |
| 6              | 17,100         | 2,850         | 18             | 3          | 18                  | 3          | 1,908              | 318          | 15,156            | 2,526         | -          | -                    | 6   |
| 7              | 18,193         | 2,599         | 7              | 1          | 28                  | 4          | 2,688              | 384          | 15,470            | 2,210         | -          | -                    | 7   |
| 8              | 16,104         | 2,013         | -              | -          | 48                  | 6          | 3,064              | 383          | 12,992            | 1,624         | -          | -                    | 8   |
| 9              | 11,538         | 1,282         | -              | -          | 9                   | 1          | 3,132              | 348          | 8,397             | 933           | -          | -                    | 9   |
| 10             | 7,810          | 781           | -              | -          | 40                  | 4          | 2,330              | 233          | 5,440             | 544           | -          | -                    | 10  |
| 11 +           | 9,027          | 750           | -              | -          | 22                  | 2          | 4,541              | 367          | 4,464             | 381           | -          | -                    | +11 |
| <b>Total</b>   | <b>111,194</b> | <b>19,488</b> | <b>67</b>      | <b>17</b>  | <b>208</b>          | <b>33</b>  | <b>20,673</b>      | <b>2,857</b> | <b>89,507</b>     | <b>15,842</b> | <b>739</b> |                      |     |

2007

:( ) 7

**Table 7 (Cont.): Palestinian Private Households and Population in Households in Nablus Governorate by Size, Type of Household and Type of Locality, 2007**

(Camps · )

| Household Size | Total         |              | Household Type |            |                     |            |                    |            |                   |              |            | One Person Household |     |            |
|----------------|---------------|--------------|----------------|------------|---------------------|------------|--------------------|------------|-------------------|--------------|------------|----------------------|-----|------------|
|                |               |              | Not Stated     |            | Composite Household |            | Extended Household |            | Nuclear Household |              |            |                      |     |            |
|                | Population    | Households   | Population     | Households | Population          | Households | Population         | Households | Population        | Households   | Population |                      |     | Households |
| 1              | 228           | 228          | -              | -          | -                   | -          | -                  | -          | -                 | -            | -          | -                    | 228 | 1          |
| 2              | 1,154         | 577          | 2              | 1          | -                   | -          | 102                | 51         | 1,050             | 525          | -          | -                    | -   | 2          |
| 3              | 1,659         | 553          | -              | -          | 3                   | 1          | 168                | 56         | 1,488             | 496          | -          | -                    | -   | 3          |
| 4              | 2,772         | 693          | 4              | 1          | 4                   | 1          | 256                | 64         | 2,508             | 627          | -          | -                    | -   | 4          |
| 5              | 3,745         | 749          | 5              | 1          | -                   | -          | 420                | 84         | 3,320             | 664          | -          | -                    | -   | 5          |
| 6              | 5,244         | 874          | -              | -          | 12                  | 2          | 570                | 95         | 4,662             | 777          | -          | -                    | -   | 6          |
| 7              | 5,096         | 728          | -              | -          | 7                   | 1          | 602                | 86         | 4,487             | 641          | -          | -                    | -   | 7          |
| 8              | 4,088         | 511          | -              | -          | 8                   | 1          | 688                | 86         | 3,392             | 424          | -          | -                    | -   | 8          |
| 9              | 3,150         | 350          | 9              | 1          | 9                   | 1          | 756                | 84         | 2,376             | 264          | -          | -                    | -   | 9          |
| 10             | 1,410         | 141          | -              | -          | -                   | -          | 450                | 45         | 960               | 96           | -          | -                    | -   | 10         |
| 11 +           | 1,806         | 150          | -              | -          | -                   | -          | 1,058              | 86         | 748               | 64           | -          | -                    | -   | +11        |
| <b>Total</b>   | <b>30,352</b> | <b>5,554</b> | <b>20</b>      | <b>4</b>   | <b>43</b>           | <b>7</b>   | <b>5,070</b>       | <b>737</b> | <b>24,991</b>     | <b>4,578</b> | <b>228</b> | <b>228</b>           |     |            |

**Table 8: Palestinian Households in Nablus Governorate by Educational Attainment of Head of Household and Household Size, 2007**

| Educational Attainment of Head of Household | Total         | Household Size |              |              |              |              |              |              |              |              |              |              |
|---|---------------|----------------|--------------|--------------|--------------|--------------|--------------|--------------|--------------|--------------|--------------|--------------|
|   |               | + 11           | 10           | 9            | 8            | 7            | 6            | 5            | 4            | 3            | 2            | 1            |
| Illiterate                                  | <b>3,929</b>  | 85             | 66           | 111          | 134          | 188          | 262          | 301          | 375          | 549          | 917          | 941          |
| Can Read and Write                          | <b>7,098</b>  | 250            | 219          | 314          | 600          | 855          | 1,008        | 940          | 870          | 779          | 935          | 328          |
| Elementary                                  | <b>13,214</b> | 403            | 405          | 788          | 1,292        | 1,900        | 2,234        | 1,926        | 1,533        | 1,262        | 1,148        | 323          |
| Preparatory                                 | <b>14,807</b> | 328            | 385          | 716          | 1,311        | 2,014        | 2,531        | 2,393        | 2,080        | 1,520        | 1,328        | 201          |
| Secondary                                   | <b>7,542</b>  | 170            | 194          | 336          | 700          | 1,108        | 1,445        | 1,279        | 880          | 616          | 632          | 182          |
| Associate Diploma                           | <b>4,550</b>  | 125            | 127          | 248          | 466          | 701          | 849          | 684          | 499          | 376          | 355          | 120          |
| Bachelor                                    | <b>5,858</b>  | 59             | 103          | 180          | 415          | 665          | 1,020        | 1,097        | 967          | 653          | 582          | 117          |
| Higher Diploma                              | <b>156</b>    | 3              | 4            | 6            | 7            | 23           | 32           | 27           | 16           | 18           | 15           | 5            |
| Master                                      | <b>945</b>    | 10             | 17           | 23           | 63           | 111          | 175          | 196          | 156          | 98           | 84           | 12           |
| Ph.D  | <b>372</b>    | 4              | 4            | 10           | 25           | 47           | 77           | 87           | 52           | 28           | 29           | 9            |
| Not Stated                                  | <b>258</b>    | 2              | 1            | 5            | 4            | 18           | 25           | 38           | 36           | 28           | 46           | 55           |
| <b>Total</b>                                | <b>58,729</b> | <b>1,439</b>   | <b>1,525</b> | <b>2,737</b> | <b>5,017</b> | <b>7,630</b> | <b>9,658</b> | <b>8,968</b> | <b>7,464</b> | <b>5,927</b> | <b>6,071</b> | <b>2,293</b> |

2007

15

:9

**Table 9: Palestinian Households and Population in Household in Nablus Governorate by Household Size, Number of Members Under 15 Years and Type of Locality, 2007**

(Total )

| Household Size | المجموع<br>Total |               | 15<br>Households and Population in Households with Number of Members Under 15 Years |              |               |              |               |              |               |              |               |              |               |               |       |   |
|----------------|------------------|---------------|---|--------------|---------------|--------------|---------------|--------------|---------------|--------------|---------------|--------------|---------------|---------------|-------|---|
|                | Population       | Households    | + 5   |              | 4             |              | 3             |              | 2             |              | 1             |              | 0             |               |       |   |
|                |                  |               | Population  | Households   | Population    | Households   | Population    | Households   | Population    | Households   | Population    | Households   | Population    | Households    |       |   |
| 1              | 2,293            | 2,293         | -   | -            | -             | -            | -             | -            | -             | -            | -             | -            | -             | 2,293         | 2,293 | 1 |
| 2              | 12,142           | 6,071         | -   | -            | -             | -            | -             | -            | -             | -            | 178           | 89           | 11,964        | 5,982         | 2     |   |
| 3              | 17,781           | 5,927         | -   | -            | -             | -            | -             | -            | 387           | 129          | 10,191        | 3,397        | 7,203         | 2,401         | 3     |   |
| 4              | 29,856           | 7,464         | -   | -            | -             | -            | 416           | 104          | 18,584        | 4,646        | 2,448         | 612          | 8,408         | 2,102         | 4     |   |
| 5              | 44,840           | 8,968         | -   | -            | 310           | 62           | 26,350        | 5,270        | 4,090         | 818          | 5,235         | 1,047        | 8,855         | 1,771         | 5     |   |
| 6              | 57,948           | 9,658         | 168   | 28           | 27,696        | 4,616        | 7,476         | 1,246        | 8,280         | 1,380        | 7,278         | 1,213        | 7,050         | 1,175         | 6     |   |
| 7              | 53,410           | 7,630         | 17,346  | 2,478        | 8,092         | 1,156        | 9,457         | 1,351        | 8,218         | 1,174        | 5,985         | 855          | 4,312         | 616           | 7     |   |
| 8              | 40,136           | 5,017         | 12,696  | 1,587        | 8,128         | 1,016        | 7,216         | 902          | 6,232         | 779          | 3,584         | 448          | 2,280         | 285           | 8     |   |
| 9              | 24,633           | 2,737         | 9,891   | 1,099        | 4,698         | 522          | 4,095         | 455          | 3,204         | 356          | 1,827         | 203          | 918           | 102           | 9     |   |
| 10             | 15,250           | 1,525         | 7,320   | 732          | 2,860         | 286          | 2,260         | 226          | 1,620         | 162          | 850           | 85           | 340           | 34            | 10    |   |
| 11+            | 17,405           | 1,439         | 10,562  | 853          | 2,728         | 232          | 2,410         | 207          | 983           | 84           | 494           | 43           | 228           | 20            | +11   |   |
| <b>Total</b>   | <b>315,694</b>   | <b>58,729</b> | <b>57,983</b>   | <b>6,777</b> | <b>54,512</b> | <b>7,890</b> | <b>59,680</b> | <b>9,761</b> | <b>51,598</b> | <b>9,528</b> | <b>38,070</b> | <b>7,992</b> | <b>53,851</b> | <b>16,781</b> |       |   |

**Table 9 (Cont.): Palestinian Households and Population in Household in Nablus Governorate by Household Size, Number of Members Under 15 Years and Type of Locality, 2007**

(Urban )

| Household<br>Size | المجموع<br>Total |               | 15<br>Households and Population in Households with Number of Members Under 15 Years |              |               |              |               |              |               |              |               |              |               |               |       |   |
|-------------------|------------------|---------------|---|--------------|---------------|--------------|---------------|--------------|---------------|--------------|---------------|--------------|---------------|---------------|-------|---|
|                   |                  |               | + 5   |              | 4             |              | 3             |              | 2             |              | 1             |              | 0             |               |       |   |
|                   | Population       | Households    | Population  | Households   | Population    | Households   | Population    | Households   | Population    | Households   | Population    | Households   | Population    | Households    |       |   |
| 1                 | 1,326            | 1,326         | -   | -            | -             | -            | -             | -            | -             | -            | -             | -            | -             | 1,326         | 1,326 | 1 |
| 2                 | 7,124            | 3,562         | -   | -            | -             | -            | -             | -            | -             | -            | 106           | 53           | 7,018         | 3,509         | 2     |   |
| 3                 | 10,551           | 3,517         | -   | -            | -             | -            | -             | -            | 219           | 73           | 5,946         | 1,982        | 4,386         | 1,462         | 3     |   |
| 4                 | 18,376           | 4,594         | -   | -            | -             | -            | 208           | 52           | 11,180        | 2,795        | 1,560         | 390          | 5,428         | 1,357         | 4     |   |
| 5                 | 28,555           | 5,711         | -   | -            | 140           | 28           | 16,350        | 3,270        | 2,745         | 549          | 3,570         | 714          | 5,750         | 1,150         | 5     |   |
| 6                 | 35,604           | 5,934         | 102   | 17           | 15,966        | 2,661        | 4,908         | 818          | 5,514         | 919          | 4,782         | 797          | 4,332         | 722           | 6     |   |
| 7                 | 30,121           | 4,303         | 8,897   | 1,271        | 4,599         | 657          | 5,873         | 839          | 5,061         | 723          | 3,374         | 482          | 2,317         | 331           | 7     |   |
| 8                 | 19,944           | 2,493         | 5,704   | 713          | 4,200         | 525          | 3,720         | 465          | 3,224         | 403          | 1,928         | 241          | 1,168         | 146           | 8     |   |
| 9                 | 9,945            | 1,105         | 3,789   | 421          | 1,944         | 216          | 1,701         | 189          | 1,503         | 167          | 684           | 76           | 324           | 36            | 9     |   |
| 10                | 6,030            | 603           | 2,660   | 266          | 1,340         | 134          | 990           | 99           | 610           | 61           | 290           | 29           | 140           | 14            | 10    |   |
| 11+               | 6,572            | 539           | 3,995   | 317          | 1,050         | 89           | 851           | 74           | 370           | 32           | 203           | 18           | 103           | 9             | +11   |   |
| <b>Total</b>      | <b>174,148</b>   | <b>33,687</b> | <b>25,147</b>   | <b>3,005</b> | <b>29,239</b> | <b>4,310</b> | <b>34,601</b> | <b>5,806</b> | <b>30,426</b> | <b>5,722</b> | <b>22,443</b> | <b>4,782</b> | <b>32,292</b> | <b>10,062</b> |       |   |

**Table 9 (Cont.): Palestinian Households and Population in Household in Nablus Governorate by Household Size, Number of Members Under 15 Years and Type of Locality, 2007**

(Rural )

| Household<br>Size | المجموع<br>Total |               | 15<br>Households and Population in Households with Number of Members Under 15 Years |              |               |              |               |              |               |              |               |              |               |              |     |   |
|-------------------|------------------|---------------|---|--------------|---------------|--------------|---------------|--------------|---------------|--------------|---------------|--------------|---------------|--------------|-----|---|
|                   |                  |               | + 5   |              | 4             |              | 3             |              | 2             |              | 1             |              | 0             |              |     |   |
|                   | Population       | Households    | Population  | Households   | Population    | Households   | Population    | Households   | Population    | Households   | Population    | Households   | Population    | Households   |     |   |
| 1                 | 739              | 739           | -   | -            | -             | -            | -             | -            | -             | -            | -             | -            | -             | 739          | 739 | 1 |
| 2                 | 3,864            | 1,932         | -   | -            | -             | -            | -             | -            | -             | -            | 54            | 27           | 3,810         | 1,905        | 2   |   |
| 3                 | 5,571            | 1,857         | -   | -            | -             | -            | -             | -            | 108           | 36           | 3,309         | 1,103        | 2,154         | 718          | 3   |   |
| 4                 | 8,708            | 2,177         | -   | -            | -             | -            | 144           | 36           | 5,688         | 1,422        | 664           | 166          | 2,212         | 553          | 4   |   |
| 5                 | 12,540           | 2,508         | -   | -            | 115           | 23           | 7,720         | 1,544        | 980           | 196          | 1,240         | 248          | 2,485         | 497          | 5   |   |
| 6                 | 17,100           | 2,850         | 42  | 7            | 8,892         | 1,482        | 2,022         | 337          | 2,196         | 366          | 1,866         | 311          | 2,082         | 347          | 6   |   |
| 7                 | 18,193           | 2,599         | 6,531   | 933          | 2,688         | 384          | 2,737         | 391          | 2,506         | 358          | 2,114         | 302          | 1,617         | 231          | 7   |   |
| 8                 | 16,104           | 2,013         | 5,528   | 691          | 3,064         | 383          | 2,776         | 347          | 2,496         | 312          | 1,344         | 168          | 896           | 112          | 8   |   |
| 9                 | 11,538           | 1,282         | 4,869   | 541          | 2,178         | 242          | 1,854         | 206          | 1,251         | 139          | 945           | 105          | 441           | 49           | 9   |   |
| 10                | 7,810            | 781           | 3,980   | 398          | 1,230         | 123          | 1,100         | 110          | 840           | 84           | 510           | 51           | 150           | 15           | 10  |   |
| 11+               | 9,027            | 750           | 5,470   | 447          | 1,425         | 121          | 1,290         | 110          | 494           | 42           | 234           | 20           | 114           | 10           | +11 |   |
| <b>Total</b>      | <b>111,194</b>   | <b>19,488</b> | <b>26,420</b>   | <b>3,017</b> | <b>19,592</b> | <b>2,758</b> | <b>19,643</b> | <b>3,081</b> | <b>16,559</b> | <b>2,955</b> | <b>12,280</b> | <b>2,501</b> | <b>16,700</b> | <b>5,176</b> |     |   |

2007

15

:( ) 9

**Table 9 (Cont.): Palestinian Households and Population in Household in Nablus Governorate by Household Size, Number of Members Under 15 Years and Type of Locality, 2007**

(Camps )

| Household<br>Size | المجموع<br>Total |              | 15<br>Households and Population in Households with Number of Members Under 15 Years |            |              |            |              |            |              |            |              |            |              |              |     |   |
|-------------------|------------------|--------------|---|------------|--------------|------------|--------------|------------|--------------|------------|--------------|------------|--------------|--------------|-----|---|
|                   |                  |              | + 5   |            | 4            |            | 3            |            | 2            |            | 1            |            | 0            |              |     |   |
|                   | Population       | Households   | Population  | Households | Population   | Households | Population   | Households | Population   | Households | Population   | Households | Population   | Households   |     |   |
| 1                 | 228              | 228          | -   | -          | -            | -          | -            | -          | -            | -          | -            | -          | -            | 228          | 228 | 1 |
| 2                 | 1,154            | 577          | -   | -          | -            | -          | -            | -          | -            | -          | 18           | 9          | 1,136        | 568          | 2   |   |
| 3                 | 1,659            | 553          | -   | -          | -            | -          | -            | -          | 60           | 20         | 936          | 312        | 663          | 221          | 3   |   |
| 4                 | 2,772            | 693          | -   | -          | -            | -          | 64           | 16         | 1,716        | 429        | 224          | 56         | 768          | 192          | 4   |   |
| 5                 | 3,745            | 749          | -   | -          | 55           | 11         | 2,280        | 456        | 365          | 73         | 425          | 85         | 620          | 124          | 5   |   |
| 6                 | 5,244            | 874          | 24  | 4          | 2,838        | 473        | 546          | 91         | 570          | 95         | 630          | 105        | 636          | 106          | 6   |   |
| 7                 | 5,096            | 728          | 1,918   | 274        | 805          | 115        | 847          | 121        | 651          | 93         | 497          | 71         | 378          | 54           | 7   |   |
| 8                 | 4,088            | 511          | 1,464   | 183        | 864          | 108        | 720          | 90         | 512          | 64         | 312          | 39         | 216          | 27           | 8   |   |
| 9                 | 3,150            | 350          | 1,233   | 137        | 576          | 64         | 540          | 60         | 450          | 50         | 198          | 22         | 153          | 17           | 9   |   |
| 10                | 1,410            | 141          | 680   | 68         | 290          | 29         | 170          | 17         | 170          | 17         | 50           | 5          | 50           | 5            | 10  |   |
| 11+               | 1,806            | 150          | 1,097   | 89         | 253          | 22         | 269          | 23         | 119          | 10         | 57           | 5          | 11           | 1            | +11 |   |
| <b>Total</b>      | <b>30,352</b>    | <b>5,554</b> | <b>6,416</b>  | <b>755</b> | <b>5,681</b> | <b>822</b> | <b>5,436</b> | <b>874</b> | <b>4,613</b> | <b>851</b> | <b>3,347</b> | <b>709</b> | <b>4,859</b> | <b>1,543</b> |     |   |



**Table 10: Palestinian Households and Population in Nablus Governorate by Number of Persons 60 Years and Over, Household Type, Sex, Household Size and Type of Locality, 2007**

(Total )

| Household Type and Number of Persons 60 Years and Over | Household Size |            |            |            |            |            |            |            |            |            |            |            |            |            |            |            |            |            |            |            | 60    |            |            |    |
|--|----------------|------------|------------|------------|------------|------------|------------|------------|------------|------------|------------|------------|------------|------------|------------|------------|------------|------------|------------|------------|-------|------------|------------|----|
|  | +11            |            | 10         |            | 9          |            | 8          |            | 7          |            | 6          |            | 5          |            | 4          |            | 3          |            | 2          |            |       | 1          |            |    |
|  | Population     | Households | Population | Households | Population | Households | Population | Households | Population | Households | Population | Households | Population | Households | Population | Households | Population | Households | Population | Households |       | Population | Households |    |
| <b>Both Sexes</b>                                      |                |            |            |            |            |            |            |            |            |            |            |            |            |            |            |            |            |            |            |            |       |            |            |    |
| One Person   | 0              | -          | -          | -          | -          | -          | -          | -          | -          | -          | -          | -          | -          | -          | -          | -          | -          | -          | -          | -          | -     | 823        | 823        | 0  |
|  | 1              | -          | -          | -          | -          | -          | -          | -          | -          | -          | -          | -          | -          | -          | -          | -          | -          | -          | -          | -          | -     | 1,470      | 1,470      | 1  |
| Nuclear  | 0              | 7,112      | 612        | 9,500      | 950        | 16,668     | 1,852      | 30,256     | 3,782      | 43,484     | 6,212      | 48,288     | 8,048      | 36,145     | 7,229      | 22,492     | 5,623      | 11,625     | 3,875      | 6,682      | 3,341 | -          | -          | 0  |
|  | 1              | 280        | 23         | 330        | 33         | 657        | 73         | 1,184      | 148        | 1,610      | 230        | 2,346      | 391        | 2,920      | 584        | 2,708      | 677        | 2,244      | 748        | 2,246      | 1,123 | -          | -          | 1  |
|  | 2              | 34         | 3          | 50         | 5          | 81         | 9          | 256        | 32         | 483        | 69         | 876        | 146        | 1,300      | 260        | 1,740      | 435        | 2,052      | 684        | 1,888      | 944   | -          | -          | 2  |
|  | 3+             | -          | -          | -          | -          | -          | -          | -          | -          | 7          | 1          | 6          | 1          | 15         | 3          | 12         | 3          | 21         | 7          | -          | -     | -          | -          | +3 |
| Extended   | 0              | 3,914      | 314        | 1,760      | 176        | 2,340      | 260        | 2,944      | 368        | 2,268      | 324        | 1,974      | 329        | 1,430      | 286        | 968        | 242        | 588        | 196        | 534        | 267   | -          | -          | 0  |
|  | 1              | 4,276      | 342        | 2,740      | 274        | 3,618      | 402        | 4,120      | 515        | 4,263      | 609        | 3,210      | 535        | 2,100      | 420        | 1,160      | 290        | 867        | 289        | 542        | 271   | -          | -          | 1  |
|  | 2              | 1,568      | 127        | 750        | 75         | 1,116      | 124        | 1,136      | 142        | 1,099      | 157        | 900        | 150        | 655        | 131        | 504        | 126        | 198        | 66         | 186        | 93    | -          | -          | 2  |
|  | 3+             | 129        | 10         | 40         | 4          | 63         | 7          | 72         | 9          | 63         | 9          | 114        | 19         | 110        | 22         | 120        | 30         | 63         | 21         | -          | -     | -          | -          | +3 |
| Composite  | 0              | 33         | 3          | 40         | 4          | 36         | 4          | 56         | 7          | 49         | 7          | 66         | 11         | 25         | 5          | 24         | 6          | 30         | 10         | 8          | 4     | -          | -          | 0  |
|  | 1              | 36         | 3          | 10         | 1          | 18         | 2          | 48         | 6          | 14         | 2          | 54         | 9          | 10         | 2          | 20         | 5          | 18         | 6          | 12         | 6     | -          | -          | 1  |
|  | 2              | 11         | 1          | 20         | 2          | -          | -          | 24         | 3          | -          | -          | 18         | 3          | 15         | 3          | 8          | 2          | 15         | 5          | 4          | 2     | -          | -          | 2  |
|  | 3+             | -          | -          | 10         | 1          | -          | -          | -          | -          | 7          | 1          | -          | -          | 5          | 1          | 4          | 1          | -          | -          | -          | -     | -          | -          | +3 |
| Not Stated   | 0              | 12         | 1          | -          | -          | 27         | 3          | 24         | 3          | 49         | 7          | 90         | 15         | 95         | 19         | 84         | 21         | 54         | 18         | 30         | 15    | -          | -          | 0  |
|  | 1              | -          | -          | -          | -          | 9          | 1          | 16         | 2          | 7          | 1          | 6          | 1          | 10         | 2          | 8          | 2          | 6          | 2          | 10         | 5     | -          | -          | 1  |
|  | 2              | -          | -          | -          | -          | -          | -          | -          | -          | 7          | 1          | -          | -          | 5          | 1          | 4          | 1          | -          | -          | -          | -     | -          | -          | 2  |
|  | 3+             | -          | -          | -          | -          | -          | -          | -          | -          | -          | -          | -          | -          | -          | -          | -          | -          | -          | -          | -          | -     | -          | -          | +3 |
| <b>Males</b>   |                |            |            |            |            |            |            |            |            |            |            |            |            |            |            |            |            |            |            |            |       |            |            |    |
| One Person   | 0              | -          | -          | -          | -          | -          | -          | -          | -          | -          | -          | -          | -          | -          | -          | -          | -          | -          | -          | -          | -     | 2,128      | 2,128      | 0  |
|  | 1              | -          | -          | -          | -          | -          | -          | -          | -          | -          | -          | -          | -          | -          | -          | -          | -          | -          | -          | -          | -     | 165        | 165        | 1  |
| Nuclear  | 0              | 7,123      | 613        | 9,520      | 952        | 16,668     | 1,852      | 30,336     | 3,792      | 43,645     | 6,235      | 48,492     | 8,082      | 36,535     | 7,307      | 23,120     | 5,780      | 12,630     | 4,210      | 8,046      | 4,023 | -          | -          | 0  |
|  | 1              | 303        | 25         | 360        | 36         | 738        | 82         | 1,360      | 170        | 1,939      | 277        | 3,024      | 504        | 3,845      | 769        | 3,832      | 958        | 3,312      | 1,104      | 2,770      | 1,385 | -          | -          | 1  |
|  | 2              | -          | -          | -          | -          | -          | -          | -          | -          | -          | -          | -          | -          | -          | -          | -          | -          | -          | -          | -          | -     | -          | -          | 2  |
|  | 3+             | -          | -          | -          | -          | -          | -          | -          | -          | -          | -          | -          | -          | -          | -          | -          | -          | -          | -          | -          | -     | -          | -          | +3 |
| Extended   | 0              | 6,880      | 556        | 3,870      | 387        | 5,292      | 588        | 6,080      | 760        | 5,698      | 814        | 4,530      | 755        | 3,080      | 616        | 2,004      | 501        | 1,461      | 487        | 1,216      | 608   | -          | -          | 0  |
|  | 1              | 2,982      | 235        | 1,410      | 141        | 1,809      | 201        | 2,152      | 269        | 1,974      | 282        | 1,632      | 272        | 1,195      | 239        | 716        | 179        | 243        | 81         | 44         | 22    | -          | -          | 1  |
|  | 2              | 25         | 2          | 10         | 1          | 36         | 4          | 40         | 5          | 21         | 3          | 36         | 6          | 20         | 4          | 32         | 8          | 12         | 4          | 2          | 1     | -          | -          | 2  |
|  | 3+             | -          | -          | -          | -          | -          | -          | -          | -          | -          | -          | -          | -          | -          | -          | -          | -          | -          | -          | -          | -     | -          | -          | +3 |
| Composite  | 0              | 80         | 7          | 40         | 4          | 45         | 5          | 104        | 13         | 63         | 9          | 120        | 20         | 35         | 7          | 44         | 11         | 51         | 17         | 24         | 12    | -          | -          | 0  |
|  | 1              | -          | -          | 20         | 2          | 9          | 1          | 24         | 3          | 7          | 1          | 18         | 3          | 20         | 4          | 12         | 3          | 12         | 4          | -          | -     | -          | -          | 1  |
|  | 2              | -          | -          | 20         | 2          | -          | -          | -          | -          | -          | -          | -          | -          | -          | -          | -          | -          | -          | -          | -          | -     | -          | -          | 2  |
|  | 3+             | -          | -          | -          | -          | -          | -          | -          | -          | -          | -          | -          | -          | -          | -          | -          | -          | -          | -          | -          | -     | -          | -          | +3 |
| Not Stated   | 0              | 12         | 1          | -          | -          | 36         | 4          | 40         | 5          | 56         | 8          | 96         | 16         | 105        | 21         | 92         | 23         | 57         | 19         | 38         | 19    | -          | -          | 0  |
|  | 1              | -          | -          | -          | -          | -          | -          | -          | -          | 7          | 1          | -          | -          | 5          | 1          | 4          | 1          | 3          | 1          | 2          | 1     | -          | -          | 1  |
|  | 2              | -          | -          | -          | -          | -          | -          | -          | -          | -          | -          | -          | -          | -          | -          | -          | -          | -          | -          | -          | -     | -          | -          | 2  |
|  | 3+             | -          | -          | -          | -          | -          | -          | -          | -          | -          | -          | -          | -          | -          | -          | -          | -          | -          | -          | -          | -     | -          | -          | +3 |

**Table 10 (Cont.): Palestinian Households and Population in Nablus Governorate by Number of Persons 60 Years and Over, Household Type, Sex, Household Size and Type of Locality, 2007**

(Total )

| Household Type and Number of Persons 60 Years and Over | Household Size |            |            |            |            |            |            |            |            |            |            |            |            |            |            |            |            |            |            |            | حجم الأسرة |            | 60    |       |   |
|--|----------------|------------|------------|------------|------------|------------|------------|------------|------------|------------|------------|------------|------------|------------|------------|------------|------------|------------|------------|------------|------------|------------|-------|-------|---|
|  | +11            |            | 10         |            | 9          |            | 8          |            | 7          |            | 6          |            | 5          |            | 4          |            | 3          |            | 2          |            | 1          |            |       |       |   |
|  | Population     | Households | Population | Households | Population | Households | Population | Households | Population | Households | Population | Households | Population | Households | Population | Households | Population | Households | Population | Households | Population | Households |       |       |   |
| <b>Females</b>   |                |            |            |            |            |            |            |            |            |            |            |            |            |            |            |            |            |            |            |            |            |            |       |       |   |
| One Person   | 0              | -          | -          | -          | -          | -          | -          | -          | -          | -          | -          | -          | -          | -          | -          | -          | -          | -          | -          | -          | -          | -          | 988   | 988   | 0 |
|  | 1              | -          | -          | -          | -          | -          | -          | -          | -          | -          | -          | -          | -          | -          | -          | -          | -          | -          | -          | -          | -          | -          | 1,305 | 1,305 | 1 |
| Nuclear  | 0              | 7,381      | 634        | 9,810      | 981        | 17,325     | 1,925      | 31,360     | 3,920      | 44,940     | 6,420      | 50,436     | 8,406      | 38,680     | 7,736      | 24,588     | 6,147      | 12,906     | 4,302      | 7,606      | 3,803      | -          | -     | 0     |   |
|  | 1              | 45         | 4          | 70         | 7          | 81         | 9          | 336        | 42         | 630        | 90         | 1,068      | 178        | 1,685      | 337        | 2,344      | 586        | 2,976      | 992        | 3,168      | 1,584      | -          | -     | -1    |   |
|  | 2              | -          | -          | -          | -          | -          | -          | -          | -          | 14         | 2          | 12         | 2          | 10         | 2          | 12         | 3          | 57         | 19         | 42         | 21         | -          | -     | -2    |   |
|  | 3+             | -          | -          | -          | -          | -          | -          | -          | -          | -          | -          | -          | -          | 5          | 1          | 8          | 2          | 3          | 1          | -          | -          | -          | -     | +3    |   |
| Extended   | 0              | 5,386      | 426        | 2,490      | 249        | 3,087      | 343        | 4,008      | 501        | 3,185      | 455        | 2,694      | 449        | 1,930      | 386        | 1,172      | 293        | 681        | 227        | 550        | 275        | -          | -     | 0     |   |
|  | 1              | 4,257      | 348        | 2,670      | 267        | 3,933      | 437        | 4,152      | 519        | 4,382      | 626        | 3,372      | 562        | 2,230      | 446        | 1,428      | 357        | 897        | 299        | 558        | 279        | -          | -     | -1    |   |
|  | 2              | 222        | 18         | 130        | 13         | 117        | 13         | 104        | 13         | 98         | 14         | 114        | 19         | 120        | 24         | 124        | 31         | 126        | 42         | 154        | 77         | -          | -     | -2    |   |
|  | 3+             | 22         | 1          | -          | -          | -          | -          | 8          | 1          | 28         | 4          | 18         | 3          | 15         | 3          | 28         | 7          | 12         | 4          | -          | -          | -          | -     | +3    |   |
| Composite  | 0              | 33         | 3          | 60         | 6          | 45         | 5          | 72         | 9          | 49         | 7          | 72         | 12         | 30         | 6          | 28         | 7          | 36         | 12         | 8          | 4          | -          | -     | 0     |   |
|  | 1              | 36         | 3          | 20         | 2          | 9          | 1          | 40         | 5          | 14         | 2          | 60         | 10         | 15         | 3          | 20         | 5          | 18         | 6          | 12         | 6          | -          | -     | -1    |   |
|  | 2              | 11         | 1          | -          | -          | -          | -          | 16         | 2          | 7          | 1          | 6          | 1          | 10         | 2          | 8          | 2          | 9          | 3          | 4          | 2          | -          | -     | -2    |   |
|  | 3+             | -          | -          | -          | -          | -          | -          | -          | -          | -          | -          | -          | -          | -          | -          | -          | -          | -          | -          | -          | -          | -          | -     | +3    |   |
| Not Stated   | 0              | 12         | 1          | -          | -          | 27         | 3          | 24         | 3          | 49         | 7          | 90         | 15         | 95         | 19         | 84         | 21         | 57         | 19         | 32         | 16         | -          | -     | 0     |   |
|  | 1              | -          | -          | -          | -          | 9          | 1          | 16         | 2          | 14         | 2          | 6          | 1          | 15         | 3          | 12         | 3          | 3          | 1          | 8          | 4          | -          | -     | -1    |   |
|  | 2              | -          | -          | -          | -          | -          | -          | -          | -          | -          | -          | -          | -          | -          | -          | -          | -          | -          | -          | -          | -          | -          | -     | -2    |   |
|  | 3+             | -          | -          | -          | -          | -          | -          | -          | -          | -          | -          | -          | -          | -          | -          | -          | -          | -          | -          | -          | -          | -          | -     | +3    |   |

**Table 10 (Cont.): Palestinian Households and Population in Nablus Governorate by Number of Persons 60 Years and Over, Household Type, Sex, Household Size and Type of Locality, 2007**  
(Urban )

| Household Type and Number of Persons 60 Years and Over |    | Household Size |            |            |            |            |            |            |            |            |            |            |            |            |            |            |            |            |            |            |            | 60 |       |            |            |   |
|--|----|----------------|------------|------------|------------|------------|------------|------------|------------|------------|------------|------------|------------|------------|------------|------------|------------|------------|------------|------------|------------|----|-------|------------|------------|---|
|  |    | +11            |            | 10         |            | 9          |            | 8          |            | 7          |            | 6          |            | 5          |            | 4          |            | 3          |            | 2          |            |    |       | 1          |            |   |
|  |    | Population     | Households | Population | Households | Population | Households | Population | Households | Population | Households | Population | Households | Population | Households | Population | Households | Population | Households | Population | Households |    |       | Population | Households |   |
| <b>Both Sexes</b>                                      |    |                |            |            |            |            |            |            |            |            |            |            |            |            |            |            |            |            |            |            |            |    |       |            |            |   |
| One Person   | 0  | -              | -          | -          | -          | -          | -          | -          | -          | -          | -          | -          | -          | -          | -          | -          | -          | -          | -          | -          | -          | -  | -     | 502        | 502        | 0 |
|  | 1  | -              | -          | -          | -          | -          | -          | -          | -          | -          | -          | -          | -          | -          | -          | -          | -          | -          | -          | -          | -          | -  | 824   | 824        | 1          |   |
| Nuclear  | 0  | 2,096          | 183        | 3,370      | 337        | 6,264      | 696        | 14,480     | 1,810      | 24,535     | 3,505      | 29,826     | 4,971      | 23,200     | 4,640      | 13,808     | 3,452      | 6,828      | 2,276      | 3,818      | 1,909      | -  | -     | -          | 0          |   |
|  | 1  | 106            | 9          | 100        | 10         | 333        | 37         | 704        | 88         | 861        | 123        | 1,374      | 229        | 1,875      | 375        | 1,788      | 447        | 1,416      | 472        | 1,296      | 648        | -  | -     | -          | 1          |   |
|  | 2  | 12             | 1          | 10         | 1          | 36         | 4          | 128        | 16         | 224        | 32         | 492        | 82         | 725        | 145        | 1,000      | 250        | 1,188      | 396        | 1,164      | 582        | -  | -     | -          | 2          |   |
|  | 3+ | -              | -          | -          | -          | -          | -          | -          | -          | 7          | 1          | 6          | 1          | 10         | 2          | 8          | 2          | 12         | 4          | -          | -          | -  | -     | -          | +3         |   |
| Extended   | 0  | 1,863          | 148        | 840        | 84         | 1,053      | 117        | 1,552      | 194        | 1,253      | 179        | 1,170      | 195        | 855        | 171        | 608        | 152        | 369        | 123        | 322        | 161        | -  | -     | -          | 0          |   |
|  | 1  | 1,648          | 130        | 1,290      | 129        | 1,584      | 176        | 2,224      | 278        | 2,443      | 349        | 1,992      | 332        | 1,285      | 257        | 676        | 169        | 471        | 157        | 334        | 167        | -  | -     | -          | 1          |   |
|  | 2  | 720            | 58         | 360        | 36         | 558        | 62         | 704        | 88         | 665        | 95         | 492        | 82         | 390        | 78         | 312        | 78         | 129        | 43         | 140        | 70         | -  | -     | -          | 2          |   |
|  | 3+ | 57             | 4          | 20         | 2          | 54         | 6          | 40         | 5          | 42         | 6          | 66         | 11         | 65         | 13         | 68         | 17         | 45         | 15         | -          | -          | -  | -     | -          | +3         |   |
| Composite  | 0  | 33             | 3          | 20         | 2          | 27         | 3          | 32         | 4          | 21         | 3          | 42         | 7          | 20         | 4          | 20         | 5          | 21         | 7          | 6          | 3          | -  | -     | -          | 0          |   |
|  | 1  | 25             | 2          | -          | -          | 9          | 1          | 16         | 2          | 7          | 1          | 48         | 8          | 10         | 2          | 12         | 3          | 9          | 3          | 10         | 5          | -  | -     | -          | 1          |   |
|  | 2  | -              | -          | 10         | 1          | -          | -          | 24         | 3          | -          | -          | 18         | 3          | 15         | 3          | -          | -          | 12         | 4          | 4          | 2          | -  | -     | -          | 2          |   |
|  | 3+ | -              | -          | 10         | 1          | -          | -          | -          | -          | 7          | 1          | -          | -          | 5          | 1          | 4          | 1          | -          | -          | -          | -          | -  | -     | -          | +3         |   |
| Not Stated   | 0  | 12             | 1          | -          | -          | 27         | 3          | 24         | 3          | 49         | 7          | 78         | 13         | 85         | 17         | 68         | 17         | 48         | 16         | 24         | 12         | -  | -     | -          | 0          |   |
|  | 1  | -              | -          | -          | -          | -          | -          | 16         | 2          | -          | -          | -          | -          | 10         | 2          | -          | -          | 3          | 1          | 6          | 3          | -  | -     | -          | 1          |   |
|  | 2  | -              | -          | -          | -          | -          | -          | -          | -          | 7          | 1          | -          | -          | 5          | 1          | 4          | 1          | -          | -          | -          | -          | -  | -     | -          | 2          |   |
|  | 3+ | -              | -          | -          | -          | -          | -          | -          | -          | -          | -          | -          | -          | -          | -          | -          | -          | -          | -          | -          | -          | -  | -     | -          | +3         |   |
| <b>Males</b>   |    |                |            |            |            |            |            |            |            |            |            |            |            |            |            |            |            |            |            |            |            |    |       |            |            |   |
| One Person   | 0  | -              | -          | -          | -          | -          | -          | -          | -          | -          | -          | -          | -          | -          | -          | -          | -          | -          | -          | -          | -          | -  | 1,236 | 1,236      | 0          |   |
|  | 1  | -              | -          | -          | -          | -          | -          | -          | -          | -          | -          | -          | -          | -          | -          | -          | -          | -          | -          | -          | -          | -  | 90    | 90         | 1          |   |
| Nuclear  | 0  | 2,107          | 184        | 3,370      | 337        | 6,264      | 696        | 14,512     | 1,814      | 24,640     | 3,520      | 29,928     | 4,988      | 23,420     | 4,684      | 14,160     | 3,540      | 7,377      | 2,459      | 4,562      | 2,281      | -  | -     | -          | 0          |   |
|  | 1  | 107            | 9          | 110        | 11         | 369        | 41         | 800        | 100        | 987        | 141        | 1,770      | 295        | 2,390      | 478        | 2,444      | 611        | 2,067      | 689        | 1,716      | 858        | -  | -     | -          | 1          |   |
|  | 2  | -              | -          | -          | -          | -          | -          | -          | -          | -          | -          | -          | -          | -          | -          | -          | -          | -          | -          | -          | -          | -  | -     | -          | 2          |   |
|  | 3+ | -              | -          | -          | -          | -          | -          | -          | -          | -          | -          | -          | -          | -          | -          | -          | -          | -          | -          | -          | -          | -  | -     | -          | +3         |   |
| Extended   | 0  | 2,946          | 235        | 1,770      | 177        | 2,304      | 256        | 3,232      | 404        | 3,178      | 454        | 2,700      | 450        | 1,820      | 364        | 1,204      | 301        | 870        | 290        | 766        | 383        | -  | -     | -          | 0          |   |
|  | 1  | 1,342          | 105        | 740        | 74         | 918        | 102        | 1,256      | 157        | 1,211      | 173        | 990        | 165        | 765        | 153        | 440        | 110        | 135        | 45         | 28         | 14         | -  | -     | -          | 1          |   |
|  | 2  | -              | -          | -          | -          | 27         | 3          | 32         | 4          | 14         | 2          | 30         | 5          | 10         | 2          | 20         | 5          | 9          | 3          | 2          | 1          | -  | -     | -          | 2          |   |
|  | 3+ | -              | -          | -          | -          | -          | -          | -          | -          | -          | -          | -          | -          | -          | -          | -          | -          | -          | -          | -          | -          | -  | -     | -          | +3         |   |
| Composite  | 0  | 58             | 5          | 20         | 2          | 27         | 3          | 48         | 6          | 28         | 4          | 90         | 15         | 30         | 6          | 32         | 8          | 36         | 12         | 20         | 10         | -  | -     | -          | 0          |   |
|  | 1  | -              | -          | 10         | 1          | 9          | 1          | 24         | 3          | 7          | 1          | 18         | 3          | 20         | 4          | 4          | 1          | 6          | 2          | -          | -          | -  | -     | -          | 1          |   |
|  | 2  | -              | -          | 10         | 1          | -          | -          | -          | -          | -          | -          | -          | -          | -          | -          | -          | -          | -          | -          | -          | -          | -  | -     | -          | 2          |   |
|  | 3+ | -              | -          | -          | -          | -          | -          | -          | -          | -          | -          | -          | -          | -          | -          | -          | -          | -          | -          | -          | -          | -  | -     | -          | +3         |   |
| Not Stated   | 0  | 12             | 1          | -          | -          | 27         | 3          | 40         | 5          | 49         | 7          | 78         | 13         | 95         | 19         | 68         | 17         | 51         | 17         | 28         | 14         | -  | -     | -          | 0          |   |
|  | 1  | -              | -          | -          | -          | -          | -          | -          | -          | 7          | 1          | -          | -          | 5          | 1          | 4          | 1          | -          | -          | 2          | 1          | -  | -     | -          | 1          |   |
|  | 2  | -              | -          | -          | -          | -          | -          | -          | -          | -          | -          | -          | -          | -          | -          | -          | -          | -          | -          | -          | -          | -  | -     | -          | 2          |   |
|  | 3+ | -              | -          | -          | -          | -          | -          | -          | -          | -          | -          | -          | -          | -          | -          | -          | -          | -          | -          | -          | -          | -  | -     | -          | +3         |   |

**Table 10 (Cont.): Palestinian Households and Population in Nablus Governorate by Number of Persons 60 Years and Over, Household Type, Sex, Household Size and Type of Locality, 2007**

(Urban )

| Household Type and Number of Persons 60 Years and Over |    | Household Size |            |            |            |            |            |            |            |            |            |            |            |            |            |            |            |            |            |            |            | 60 |     |            |            |
|--|----|----------------|------------|------------|------------|------------|------------|------------|------------|------------|------------|------------|------------|------------|------------|------------|------------|------------|------------|------------|------------|----|-----|------------|------------|
|  |    | +11            |            | 10         |            | 9          |            | 8          |            | 7          |            | 6          |            | 5          |            | 4          |            | 3          |            | 2          |            |    |     | 1          |            |
|  |    | Population     | Households | Population | Households | Population | Households | Population | Households | Population | Households | Population | Households | Population | Households | Population | Households | Population | Households | Population | Households |    |     | Population | Households |
| <b>Females</b>   |    |                |            |            |            |            |            |            |            |            |            |            |            |            |            |            |            |            |            |            |            |    |     |            |            |
| One Person   | 0  | -              | -          | -          | -          | -          | -          | -          | -          | -          | -          | -          | -          | -          | -          | -          | -          | -          | -          | -          | -          | -  | 592 | 592        | 0          |
|  | 1  | -              | -          | -          | -          | -          | -          | -          | -          | -          | -          | -          | -          | -          | -          | -          | -          | -          | -          | -          | -          | -  | 734 | 734        | 1          |
| Nuclear  | 0  | 2,191          | 191        | 3,470      | 347        | 6,597      | 733        | 15,152     | 1,894      | 25,298     | 3,614      | 31,104     | 5,184      | 24,860     | 4,972      | 15,248     | 3,812      | 7,722      | 2,574      | 4,386      | 2,193      | -  | -   | 0          |            |
|  | 1  | 23             | 2          | 10         | 1          | 36         | 4          | 160        | 20         | 315        | 45         | 582        | 97         | 940        | 188        | 1,348      | 337        | 1,686      | 562        | 1,876      | 938        | -  | -   | 1          |            |
|  | 2  | -              | -          | -          | -          | -          | -          | -          | -          | 14         | 2          | 12         | 2          | 5          | 1          | 4          | 1          | 33         | 11         | 16         | 8          | -  | -   | 2          |            |
|  | 3+ | -              | -          | -          | -          | -          | -          | -          | -          | -          | -          | -          | -          | 5          | 1          | 4          | 1          | 3          | 1          | -          | -          | -  | -   | +3         |            |
| Extended   | 0  | 2,499          | 196        | 1,250      | 125        | 1,413      | 157        | 2,144      | 268        | 1,813      | 259        | 1,674      | 279        | 1,200      | 240        | 736        | 184        | 414        | 138        | 334        | 167        | -  | -   | 0          |            |
|  | 1  | 1,683          | 136        | 1,190      | 119        | 1,773      | 197        | 2,320      | 290        | 2,520      | 360        | 1,980      | 330        | 1,315      | 263        | 836        | 209        | 501        | 167        | 342        | 171        | -  | -   | 1          |            |
|  | 2  | 84             | 7          | 70         | 7          | 63         | 7          | 56         | 7          | 49         | 7          | 48         | 8          | 70         | 14         | 80         | 20         | 87         | 29         | 120        | 60         | -  | -   | 2          |            |
|  | 3+ | 22             | 1          | -          | -          | -          | -          | -          | -          | 21         | 3          | 18         | 3          | 10         | 2          | 12         | 3          | 12         | 4          | -          | -          | -  | -   | +3         |            |
| Composite  | 0  | 33             | 3          | 20         | 2          | 36         | 4          | 48         | 6          | 21         | 3          | 48         | 8          | 25         | 5          | 20         | 5          | 24         | 8          | 6          | 3          | -  | -   | 0          |            |
|  | 1  | 25             | 2          | 20         | 2          | -          | -          | 8          | 1          | 7          | 1          | 54         | 9          | 15         | 3          | 12         | 3          | 9          | 3          | 10         | 5          | -  | -   | 1          |            |
|  | 2  | -              | -          | -          | -          | -          | -          | 16         | 2          | 7          | 1          | 6          | 1          | 10         | 2          | 4          | 1          | 9          | 3          | 4          | 2          | -  | -   | 2          |            |
|  | 3+ | -              | -          | -          | -          | -          | -          | -          | -          | -          | -          | -          | -          | -          | -          | -          | -          | -          | -          | -          | -          | -  | -   | +3         |            |
| Not Stated   | 0  | 12             | 1          | -          | -          | 27         | 3          | 24         | 3          | 49         | 7          | 78         | 13         | 85         | 17         | 68         | 17         | 48         | 16         | 26         | 13         | -  | -   | 0          |            |
|  | 1  | -              | -          | -          | -          | -          | -          | 16         | 2          | 7          | 1          | -          | -          | 15         | 3          | 4          | 1          | 3          | 1          | 4          | 2          | -  | -   | 1          |            |
|  | 2  | -              | -          | -          | -          | -          | -          | -          | -          | -          | -          | -          | -          | -          | -          | -          | -          | -          | -          | -          | -          | -  | -   | 2          |            |
|  | 3+ | -              | -          | -          | -          | -          | -          | -          | -          | -          | -          | -          | -          | -          | -          | -          | -          | -          | -          | -          | -          | -  | -   | +3         |            |

**Table 10 (Cont.): Palestinian Households and Population in Nablus Governorate by Number of Persons 60 Years and Over, Household Type, Sex, Household Size and Type of Locality, 2007**  
(Rural - )

| Household Type and Number of Persons 60 Years and Over |    | Household Size |            |            |            |            |            |            |            |            |            |            |            |            |            |            |            |            |            |            |            | 60 |     |            |            |
|--|----|----------------|------------|------------|------------|------------|------------|------------|------------|------------|------------|------------|------------|------------|------------|------------|------------|------------|------------|------------|------------|----|-----|------------|------------|
|  |    | +11            |            | 10         |            | 9          |            | 8          |            | 7          |            | 6          |            | 5          |            | 4          |            | 3          |            | 2          |            |    |     | 1          |            |
|  |    | Population     | Households | Population | Households | Population | Households | Population | Households | Population | Households | Population | Households | Population | Households | Population | Households | Population | Households | Population | Households |    |     | Population | Households |
| <b>Both Sexes</b>                                      |    |                |            |            |            |            |            |            |            |            |            |            |            |            |            |            |            |            |            |            |            |    |     |            |            |
| One Person   | 0  | -              | -          | -          | -          | -          | -          | -          | -          | -          | -          | -          | -          | -          | -          | -          | -          | -          | -          | -          | -          | -  | 221 | 221        | 0          |
|  | 1  | -              | -          | -          | -          | -          | -          | -          | -          | -          | -          | -          | -          | -          | -          | -          | -          | -          | -          | -          | -          | -  | 518 | 518        | 1          |
| Nuclear  | 0  | 4,296          | 367        | 5,220      | 522        | 8,145      | 905        | 12,544     | 1,568      | 14,721     | 2,103      | 14,208     | 2,368      | 9,960      | 1,992      | 6,608      | 1,652      | 3,726      | 1,242      | 2,186      | 1,093      | -  | -   | -          | 0          |
|  | 1  | 146            | 12         | 190        | 19         | 234        | 26         | 368        | 46         | 560        | 80         | 684        | 114        | 835        | 167        | 656        | 164        | 600        | 200        | 718        | 359        | -  | -   | -          | 1          |
|  | 2  | 22             | 2          | 30         | 3          | 18         | 2          | 80         | 10         | 189        | 27         | 264        | 44         | 450        | 90         | 572        | 143        | 675        | 225        | 584        | 292        | -  | -   | -          | 2          |
|  | 3+ | -              | -          | -          | -          | -          | -          | -          | -          | -          | -          | -          | -          | 5          | 1          | 4          | 1          | 9          | 3          | -          | -          | -  | -   | -          | +3         |
| Extended   | 0  | 1,606          | 131        | 750        | 75         | 1,008      | 112        | 1,056      | 132        | 798        | 114        | 576        | 96         | 400        | 80         | 272        | 68         | 144        | 48         | 160        | 80         | -  | -   | -          | 0          |
|  | 1  | 2,182          | 175        | 1,230      | 123        | 1,647      | 183        | 1,608      | 201        | 1,498      | 214        | 960        | 160        | 600        | 120        | 368        | 92         | 309        | 103        | 164        | 82         | -  | -   | -          | 1          |
|  | 2  | 717            | 58         | 330        | 33         | 468        | 52         | 368        | 46         | 371        | 53         | 336        | 56         | 240        | 48         | 144        | 36         | 63         | 21         | 40         | 20         | -  | -   | -          | 2          |
|  | 3+ | 36             | 3          | 20         | 2          | 9          | 1          | 32         | 4          | 21         | 3          | 36         | 6          | 40         | 8          | 48         | 12         | 18         | 6          | -          | -          | -  | -   | -          | +3         |
| Composite  | 0  | -              | -          | 20         | 2          | -          | -          | 24         | 3          | 21         | 3          | 12         | 2          | 5          | 1          | 4          | 1          | 6          | 2          | 2          | 1          | -  | -   | -          | 0          |
|  | 1  | 11             | 1          | 10         | 1          | 9          | 1          | 24         | 3          | 7          | 1          | 6          | 1          | -          | -          | 4          | 1          | 9          | 3          | 2          | 1          | -  | -   | -          | 1          |
|  | 2  | 11             | 1          | 10         | 1          | -          | -          | -          | -          | -          | -          | -          | -          | -          | -          | 8          | 2          | 3          | 1          | -          | -          | -  | -   | -          | 2          |
|  | 3+ | -              | -          | -          | -          | -          | -          | -          | -          | -          | -          | -          | -          | -          | -          | -          | -          | -          | -          | -          | -          | -  | -   | -          | +3         |
| Not Stated   | 0  | -              | -          | -          | -          | -          | -          | -          | -          | -          | -          | 12         | 2          | 5          | 1          | 16         | 4          | 6          | 2          | 6          | 3          | -  | -   | -          | 0          |
|  | 1  | -              | -          | -          | -          | -          | -          | -          | -          | 7          | 1          | 6          | 1          | -          | -          | 4          | 1          | 3          | 1          | 2          | 1          | -  | -   | -          | 1          |
|  | 2  | -              | -          | -          | -          | -          | -          | -          | -          | -          | -          | -          | -          | -          | -          | -          | -          | -          | -          | -          | -          | -  | -   | -          | 2          |
|  | 3+ | -              | -          | -          | -          | -          | -          | -          | -          | -          | -          | -          | -          | -          | -          | -          | -          | -          | -          | -          | -          | -  | -   | -          | +3         |
| <b>Males</b>   |    |                |            |            |            |            |            |            |            |            |            |            |            |            |            |            |            |            |            |            |            |    |     |            |            |
| One Person   | 0  | -              | -          | -          | -          | -          | -          | -          | -          | -          | -          | -          | -          | -          | -          | -          | -          | -          | -          | -          | -          | -  | 682 | 682        | 0          |
|  | 1  | -              | -          | -          | -          | -          | -          | -          | -          | -          | -          | -          | -          | -          | -          | -          | -          | -          | -          | -          | -          | -  | 57  | 57         | 1          |
| Nuclear  | 0  | 4,296          | 367        | 5,230      | 523        | 8,145      | 905        | 12,584     | 1,573      | 14,770     | 2,110      | 14,286     | 2,381      | 10,085     | 2,017      | 6,784      | 1,696      | 4,044      | 1,348      | 2,654      | 1,327      | -  | -   | -          | 0          |
|  | 1  | 168            | 14         | 210        | 21         | 252        | 28         | 408        | 51         | 700        | 100        | 870        | 145        | 1,165      | 233        | 1,056      | 264        | 966        | 322        | 834        | 417        | -  | -   | -          | 1          |
|  | 2  | -              | -          | -          | -          | -          | -          | -          | -          | -          | -          | -          | -          | -          | -          | -          | -          | -          | -          | -          | -          | -  | -   | -          | 2          |
|  | 3+ | -              | -          | -          | -          | -          | -          | -          | -          | -          | -          | -          | -          | -          | -          | -          | -          | -          | -          | -          | -          | -  | -   | -          | +3         |
| Extended   | 0  | 3,210          | 263        | 1,750      | 175        | 2,439      | 271        | 2,336      | 292        | 2,037      | 291        | 1,422      | 237        | 930        | 186        | 612        | 153        | 438        | 146        | 350        | 175        | -  | -   | -          | 0          |
|  | 1  | 1,317          | 103        | 570        | 57         | 693        | 77         | 720        | 90         | 644        | 92         | 480        | 80         | 340        | 68         | 208        | 52         | 93         | 31         | 14         | 7          | -  | -   | -          | 1          |
|  | 2  | 14             | 1          | 10         | 1          | -          | -          | 8          | 1          | 7          | 1          | 6          | 1          | 10         | 2          | 12         | 3          | 3          | 1          | -          | -          | -  | -   | -          | 2          |
|  | 3+ | -              | -          | -          | -          | -          | -          | -          | -          | -          | -          | -          | -          | -          | -          | -          | -          | -          | -          | -          | -          | -  | -   | -          | +3         |
| Composite  | 0  | 22             | 2          | 20         | 2          | 9          | 1          | 48         | 6          | 28         | 4          | 18         | 3          | 5          | 1          | 8          | 2          | 12         | 4          | 4          | 2          | -  | -   | -          | 0          |
|  | 1  | -              | -          | 10         | 1          | -          | -          | -          | -          | -          | -          | -          | -          | -          | -          | 8          | 2          | 6          | 2          | -          | -          | -  | -   | -          | 1          |
|  | 2  | -              | -          | 10         | 1          | -          | -          | -          | -          | -          | -          | -          | -          | -          | -          | -          | -          | -          | -          | -          | -          | -  | -   | -          | 2          |
|  | 3+ | -              | -          | -          | -          | -          | -          | -          | -          | -          | -          | -          | -          | -          | -          | -          | -          | -          | -          | -          | -          | -  | -   | -          | +3         |
| Not Stated   | 0  | -              | -          | -          | -          | -          | -          | -          | -          | 7          | 1          | 18         | 3          | 5          | 1          | 20         | 5          | 6          | 2          | 8          | 4          | -  | -   | -          | 0          |
|  | 1  | -              | -          | -          | -          | -          | -          | -          | -          | -          | -          | -          | -          | -          | -          | -          | -          | 3          | 1          | -          | -          | -  | -   | -          | 1          |
|  | 2  | -              | -          | -          | -          | -          | -          | -          | -          | -          | -          | -          | -          | -          | -          | -          | -          | -          | -          | -          | -          | -  | -   | -          | 2          |
|  | 3+ | -              | -          | -          | -          | -          | -          | -          | -          | -          | -          | -          | -          | -          | -          | -          | -          | -          | -          | -          | -          | -  | -   | -          | +3         |

**Table 10 (Cont.): Palestinian Households and Population in Nablus Governorate by Number of Persons 60 Years and Over, Household Type, Sex, Household Size and Type of Locality, 2007**

(Rural - )

| Household Type and Number of Persons 60 Years and Over |    | Household Size |            |            |            |            |            |            |            |            |            |            |            |            |            |            |            |            |            |            |            | 60 |   |            |            |    |
|--|----|----------------|------------|------------|------------|------------|------------|------------|------------|------------|------------|------------|------------|------------|------------|------------|------------|------------|------------|------------|------------|----|---|------------|------------|----|
|  |    | +11            |            | 10         |            | 9          |            | 8          |            | 7          |            | 6          |            | 5          |            | 4          |            | 3          |            | 2          |            |    |   | 1          |            |    |
|  |    | Population     | Households | Population | Households | Population | Households | Population | Households | Population | Households | Population | Households | Population | Households | Population | Households | Population | Households | Population | Households |    |   | Population | Households |    |
| <b>Females</b>   |    |                |            |            |            |            |            |            |            |            |            |            |            |            |            |            |            |            |            |            |            |    |   |            |            |    |
| One Person   | 0  | -              | -          | -          | -          | -          | -          | -          | -          | -          | -          | -          | -          | -          | -          | -          | -          | -          | -          | -          | -          | -  | - | 278        | 278        | 0  |
|  | 1  | -              | -          | -          | -          | -          | -          | -          | -          | -          | -          | -          | -          | -          | -          | -          | -          | -          | -          | -          | -          | -  | - | 461        | 461        | 1  |
| Nuclear  | 0  | 4,442          | 379        | 5,400      | 540        | 8,379      | 931        | 12,872     | 1,609      | 15,232     | 2,176      | 14,814     | 2,469      | 10,670     | 2,134      | 7,092      | 1,773      | 4,020      | 1,340      | 2,460      | 1,230      | -  | - | -          | -          | 0  |
|  | 1  | 22             | 2          | 40         | 4          | 18         | 2          | 120        | 15         | 238        | 34         | 342        | 57         | 575        | 115        | 744        | 186        | 969        | 323        | 1,004      | 502        | -  | - | -          | -          | 1  |
|  | 2  | -              | -          | -          | -          | -          | -          | -          | -          | -          | -          | -          | -          | 5          | 1          | -          | -          | 21         | 7          | 24         | 12         | -  | - | -          | -          | 2  |
|  | 3+ | -              | -          | -          | -          | -          | -          | -          | -          | -          | -          | -          | -          | -          | -          | 4          | 1          | -          | -          | -          | -          | -  | - | -          | -          | +3 |
| Extended   | 0  | 2,262          | 180        | 1,020      | 102        | 1,260      | 140        | 1,416      | 177        | 1,092      | 156        | 714        | 119        | 495        | 99         | 324        | 81         | 183        | 61         | 162        | 81         | -  | - | -          | -          | 0  |
|  | 1  | 2,179          | 179        | 1,260      | 126        | 1,827      | 203        | 1,592      | 199        | 1,547      | 221        | 1,140      | 190        | 735        | 147        | 456        | 114        | 312        | 104        | 174        | 87         | -  | - | -          | -          | 1  |
|  | 2  | 100            | 8          | 50         | 5          | 45         | 5          | 48         | 6          | 42         | 6          | 54         | 9          | 45         | 9          | 40         | 10         | 39         | 13         | 28         | 14         | -  | - | -          | -          | 2  |
|  | 3+ | -              | -          | -          | -          | -          | -          | 8          | 1          | 7          | 1          | -          | -          | 5          | 1          | 12         | 3          | -          | -          | -          | -          | -  | - | -          | -          | +3 |
| Composite  | 0  | -              | -          | 40         | 4          | -          | -          | 24         | 3          | 21         | 3          | 12         | 2          | 5          | 1          | 8          | 2          | 9          | 3          | 2          | 1          | -  | - | -          | -          | 0  |
|  | 1  | 11             | 1          | -          | -          | 9          | 1          | 24         | 3          | 7          | 1          | 6          | 1          | -          | -          | 4          | 1          | 9          | 3          | 2          | 1          | -  | - | -          | -          | 1  |
|  | 2  | 11             | 1          | -          | -          | -          | -          | -          | -          | -          | -          | -          | -          | -          | -          | 4          | 1          | -          | -          | -          | -          | -  | - | -          | -          | 2  |
|  | 3+ | -              | -          | -          | -          | -          | -          | -          | -          | -          | -          | -          | -          | -          | -          | -          | -          | -          | -          | -          | -          | -  | - | -          | -          | +3 |
| Not Stated   | 0  | -              | -          | -          | -          | -          | -          | -          | -          | -          | -          | 12         | 2          | 5          | 1          | 16         | 4          | 9          | 3          | 6          | 3          | -  | - | -          | -          | 0  |
|  | 1  | -              | -          | -          | -          | -          | -          | -          | -          | 7          | 1          | 6          | 1          | -          | -          | 4          | 1          | -          | -          | 2          | 1          | -  | - | -          | -          | 1  |
|  | 2  | -              | -          | -          | -          | -          | -          | -          | -          | -          | -          | -          | -          | -          | -          | -          | -          | -          | -          | -          | -          | -  | - | -          | -          | 2  |
|  | 3+ | -              | -          | -          | -          | -          | -          | -          | -          | -          | -          | -          | -          | -          | -          | -          | -          | -          | -          | -          | -          | -  | - | -          | -          | +3 |

**Table 10 (Cont.): Palestinian Households and Population in Nablus Governorate by Number of Persons 60 Years and Over, Household Type, Sex, Household Size and Type of Locality, 2007**  
(Camps )

| Household Type and Number of Persons 60 Years and Over |    | Household Size |            |            |            |            |            |            |            |            |            |            |            |            |            |            |            |            |            |            |            | 60 |     |            |            |
|--|----|----------------|------------|------------|------------|------------|------------|------------|------------|------------|------------|------------|------------|------------|------------|------------|------------|------------|------------|------------|------------|----|-----|------------|------------|
|  |    | +11            |            | 10         |            | 9          |            | 8          |            | 7          |            | 6          |            | 5          |            | 4          |            | 3          |            | 2          |            |    |     | 1          |            |
|  |    | Population     | Households | Population | Households | Population | Households | Population | Households | Population | Households | Population | Households | Population | Households | Population | Households | Population | Households | Population | Households |    |     | Population | Households |
| <b>Both Sexes</b>                                      |    |                |            |            |            |            |            |            |            |            |            |            |            |            |            |            |            |            |            |            |            |    |     |            |            |
| One Person   | 0  | -              | -          | -          | -          | -          | -          | -          | -          | -          | -          | -          | -          | -          | -          | -          | -          | -          | -          | -          | -          | -  | 100 | 100        | 0          |
|  | 1  | -              | -          | -          | -          | -          | -          | -          | -          | -          | -          | -          | -          | -          | -          | -          | -          | -          | -          | -          | -          | -  | 128 | 128        | 1          |
| Nuclear  | 0  | 720            | 62         | 910        | 91         | 2,259      | 251        | 3,232      | 404        | 4,228      | 604        | 4,254      | 709        | 2,985      | 597        | 2,076      | 519        | 1,071      | 357        | 678        | 339        | -  | -   | -          | 0          |
|  | 1  | 28             | 2          | 40         | 4          | 90         | 10         | 112        | 14         | 189        | 27         | 288        | 48         | 210        | 42         | 264        | 66         | 228        | 76         | 232        | 116        | -  | -   | -          | 1          |
|  | 2  | -              | -          | 10         | 1          | 27         | 3          | 48         | 6          | 70         | 10         | 120        | 20         | 125        | 25         | 168        | 42         | 189        | 63         | 140        | 70         | -  | -   | -          | 2          |
|  | 3+ | -              | -          | -          | -          | -          | -          | -          | -          | -          | -          | -          | -          | -          | -          | -          | -          | -          | -          | -          | -          | -  | -   | -          | +3         |
| Extended   | 0  | 445            | 35         | 170        | 17         | 279        | 31         | 336        | 42         | 217        | 31         | 228        | 38         | 175        | 35         | 88         | 22         | 75         | 25         | 52         | 26         | -  | -   | -          | 0          |
|  | 1  | 446            | 37         | 220        | 22         | 387        | 43         | 288        | 36         | 322        | 46         | 258        | 43         | 215        | 43         | 116        | 29         | 87         | 29         | 44         | 22         | -  | -   | -          | 1          |
|  | 2  | 131            | 11         | 60         | 6          | 90         | 10         | 64         | 8          | 63         | 9          | 72         | 12         | 25         | 5          | 48         | 12         | 6          | 2          | 6          | 3          | -  | -   | -          | 2          |
|  | 3+ | 36             | 3          | -          | -          | -          | -          | -          | -          | -          | -          | 12         | 2          | 5          | 1          | 4          | 1          | -          | -          | -          | -          | -  | -   | -          | +3         |
| Composite  | 0  | -              | -          | -          | -          | 9          | 1          | -          | -          | 7          | 1          | 12         | 2          | -          | -          | -          | -          | 3          | 1          | -          | -          | -  | -   | -          | 0          |
|  | 1  | -              | -          | -          | -          | -          | -          | 8          | 1          | -          | -          | -          | -          | -          | -          | 4          | 1          | -          | -          | -          | -          | -  | -   | -          | 1          |
|  | 2  | -              | -          | -          | -          | -          | -          | -          | -          | -          | -          | -          | -          | -          | -          | -          | -          | -          | -          | -          | -          | -  | -   | -          | 2          |
|  | 3+ | -              | -          | -          | -          | -          | -          | -          | -          | -          | -          | -          | -          | -          | -          | -          | -          | -          | -          | -          | -          | -  | -   | -          | +3         |
| Not Stated   | 0  | -              | -          | -          | -          | -          | -          | -          | -          | -          | -          | -          | -          | 5          | 1          | -          | -          | -          | -          | -          | -          | -  | -   | -          | 0          |
|  | 1  | -              | -          | -          | -          | 9          | 1          | -          | -          | -          | -          | -          | -          | -          | -          | 4          | 1          | -          | -          | 2          | 1          | -  | -   | -          | 1          |
|  | 2  | -              | -          | -          | -          | -          | -          | -          | -          | -          | -          | -          | -          | -          | -          | -          | -          | -          | -          | -          | -          | -  | -   | -          | 2          |
|  | 3+ | -              | -          | -          | -          | -          | -          | -          | -          | -          | -          | -          | -          | -          | -          | -          | -          | -          | -          | -          | -          | -  | -   | -          | +3         |
| <b>Males</b>   |    |                |            |            |            |            |            |            |            |            |            |            |            |            |            |            |            |            |            |            |            |    |     |            |            |
| One Person   | 0  | -              | -          | -          | -          | -          | -          | -          | -          | -          | -          | -          | -          | -          | -          | -          | -          | -          | -          | -          | -          | -  | 210 | 210        | 0          |
|  | 1  | -              | -          | -          | -          | -          | -          | -          | -          | -          | -          | -          | -          | -          | -          | -          | -          | -          | -          | -          | -          | -  | 18  | 18         | 1          |
| Nuclear  | 0  | 720            | 62         | 920        | 92         | 2,259      | 251        | 3,240      | 405        | 4,235      | 605        | 4,278      | 713        | 3,030      | 606        | 2,176      | 544        | 1,209      | 403        | 830        | 415        | -  | -   | -          | 0          |
|  | 1  | 28             | 2          | 40         | 4          | 117        | 13         | 152        | 19         | 252        | 36         | 384        | 64         | 290        | 58         | 332        | 83         | 279        | 93         | 220        | 110        | -  | -   | -          | 1          |
|  | 2  | -              | -          | -          | -          | -          | -          | -          | -          | -          | -          | -          | -          | -          | -          | -          | -          | -          | -          | -          | -          | -  | -   | -          | 2          |
|  | 3+ | -              | -          | -          | -          | -          | -          | -          | -          | -          | -          | -          | -          | -          | -          | -          | -          | -          | -          | -          | -          | -  | -   | -          | +3         |
| Extended   | 0  | 724            | 58         | 350        | 35         | 549        | 61         | 512        | 64         | 483        | 69         | 408        | 68         | 330        | 66         | 188        | 47         | 153        | 51         | 100        | 50         | -  | -   | -          | 0          |
|  | 1  | 323            | 27         | 100        | 10         | 198        | 22         | 176        | 22         | 119        | 17         | 162        | 27         | 90         | 18         | 68         | 17         | 15         | 5          | 2          | 1          | -  | -   | -          | 1          |
|  | 2  | 11             | 1          | -          | -          | 9          | 1          | -          | -          | -          | -          | -          | -          | -          | -          | -          | -          | -          | -          | -          | -          | -  | -   | -          | 2          |
|  | 3+ | -              | -          | -          | -          | -          | -          | -          | -          | -          | -          | -          | -          | -          | -          | -          | -          | -          | -          | -          | -          | -  | -   | -          | +3         |
| Composite  | 0  | -              | -          | -          | -          | 9          | 1          | 8          | 1          | 7          | 1          | 12         | 2          | -          | -          | 4          | 1          | 3          | 1          | -          | -          | -  | -   | -          | 0          |
|  | 1  | -              | -          | -          | -          | -          | -          | -          | -          | -          | -          | -          | -          | -          | -          | -          | -          | -          | -          | -          | -          | -  | -   | -          | 1          |
|  | 2  | -              | -          | -          | -          | -          | -          | -          | -          | -          | -          | -          | -          | -          | -          | -          | -          | -          | -          | -          | -          | -  | -   | -          | 2          |
|  | 3+ | -              | -          | -          | -          | -          | -          | -          | -          | -          | -          | -          | -          | -          | -          | -          | -          | -          | -          | -          | -          | -  | -   | -          | +3         |
| Not Stated   | 0  | -              | -          | -          | -          | 9          | 1          | -          | -          | -          | -          | -          | -          | 5          | 1          | 4          | 1          | -          | -          | 2          | 1          | -  | -   | -          | 0          |
|  | 1  | -              | -          | -          | -          | -          | -          | -          | -          | -          | -          | -          | -          | -          | -          | -          | -          | -          | -          | -          | -          | -  | -   | -          | 1          |
|  | 2  | -              | -          | -          | -          | -          | -          | -          | -          | -          | -          | -          | -          | -          | -          | -          | -          | -          | -          | -          | -          | -  | -   | -          | 2          |
|  | 3+ | -              | -          | -          | -          | -          | -          | -          | -          | -          | -          | -          | -          | -          | -          | -          | -          | -          | -          | -          | -          | -  | -   | -          | +3         |

**Table 10 (Cont.): Palestinian Households and Population in Nablus Governorate by Number of Persons 60 Years and Over, Household Type, Sex, Household Size and Type of Locality, 2007**  
(Camps )

| Household Type and Number of Persons 60 Years and Over |    | Household Size |            |            |            |            |            |            |            |            |            |            |            |            |            |            |            |            |            |            |            | 60 |     |            |            |
|--|----|----------------|------------|------------|------------|------------|------------|------------|------------|------------|------------|------------|------------|------------|------------|------------|------------|------------|------------|------------|------------|----|-----|------------|------------|
|  |    | +11            |            | 10         |            | 9          |            | 8          |            | 7          |            | 6          |            | 5          |            | 4          |            | 3          |            | 2          |            |    |     | 1          |            |
|  |    | Population     | Households | Population | Households | Population | Households | Population | Households | Population | Households | Population | Households | Population | Households | Population | Households | Population | Households | Population | Households |    |     | Population | Households |
| <b>Females</b>   |    |                |            |            |            |            |            |            |            |            |            |            |            |            |            |            |            |            |            |            |            |    |     |            |            |
| One Person   | 0  | -              | -          | -          | -          | -          | -          | -          | -          | -          | -          | -          | -          | -          | -          | -          | -          | -          | -          | -          | -          | -  | 118 | 118        |            |
|  | 1  | -              | -          | -          | -          | -          | -          | -          | -          | -          | -          | -          | -          | -          | -          | -          | -          | -          | -          | -          | -          | -  | 110 | 110        |            |
| Nuclear  | 0  | 748            | 64         | 940        | 94         | 2,349      | 261        | 3,336      | 417        | 4,410      | 630        | 4,518      | 753        | 3,150      | 630        | 2,248      | 562        | 1,164      | 388        | 760        | 380        | -  | -   |            |            |
|  | 1  | -              | -          | 20         | 2          | 27         | 3          | 56         | 7          | 77         | 11         | 144        | 24         | 170        | 34         | 252        | 63         | 321        | 107        | 288        | 144        | -  | -   |            |            |
|  | 2  | -              | -          | -          | -          | -          | -          | -          | -          | -          | -          | -          | -          | -          | -          | 8          | 2          | 3          | 1          | 2          | 1          | -  | -   |            |            |
|  | 3+ | -              | -          | -          | -          | -          | -          | -          | -          | -          | -          | -          | -          | -          | -          | -          | -          | -          | -          | -          | -          | -  | -   |            |            |
| Extended   | 0  | 625            | 50         | 220        | 22         | 414        | 46         | 448        | 56         | 280        | 40         | 306        | 51         | 235        | 47         | 112        | 28         | 84         | 28         | 54         | 27         | -  | -   |            |            |
|  | 1  | 395            | 33         | 220        | 22         | 333        | 37         | 240        | 30         | 315        | 45         | 252        | 42         | 180        | 36         | 136        | 34         | 84         | 28         | 42         | 21         | -  | -   |            |            |
|  | 2  | 38             | 3          | 10         | 1          | 9          | 1          | -          | -          | 7          | 1          | 12         | 2          | 5          | 1          | 4          | 1          | -          | -          | 6          | 3          | -  | -   |            |            |
|  | 3+ | -              | -          | -          | -          | -          | -          | -          | -          | -          | -          | -          | -          | -          | -          | 4          | 1          | -          | -          | -          | -          | -  | -   |            |            |
| Composite  | 0  | -              | -          | -          | -          | 9          | 1          | -          | -          | 7          | 1          | 12         | 2          | -          | -          | -          | -          | 3          | 1          | -          | -          | -  | -   |            |            |
|  | 1  | -              | -          | -          | -          | -          | -          | 8          | 1          | -          | -          | -          | -          | -          | -          | 4          | 1          | -          | -          | -          | -          | -  | -   |            |            |
|  | 2  | -              | -          | -          | -          | -          | -          | -          | -          | -          | -          | -          | -          | -          | -          | -          | -          | -          | -          | -          | -          | -  | -   |            |            |
|  | 3+ | -              | -          | -          | -          | -          | -          | -          | -          | -          | -          | -          | -          | -          | -          | -          | -          | -          | -          | -          | -          | -  | -   |            |            |
| Not Stated   | 0  | -              | -          | -          | -          | -          | -          | -          | -          | -          | -          | -          | -          | 5          | 1          | -          | -          | -          | -          | -          | -          | -  | -   |            |            |
|  | 1  | -              | -          | -          | -          | 9          | 1          | -          | -          | -          | -          | -          | -          | -          | -          | 4          | 1          | -          | -          | 2          | 1          | -  | -   |            |            |
|  | 2  | -              | -          | -          | -          | -          | -          | -          | -          | -          | -          | -          | -          | -          | -          | -          | -          | -          | -          | -          | -          | -  | -   |            |            |
|  | 3+ | -              | -          | -          | -          | -          | -          | -          | -          | -          | -          | -          | -          | -          | -          | -          | -          | -          | -          | -          | -          | -  | -   |            |            |



Table 11: Palestinian Population (12 Years and Over) in Nablus Governorate by Sex, Age Group, Marital Status and Type of Locality, 2007

(Total )

| Age Group    | Sex               | Total          | Marital Status |            |              |              |                |                 |               |         |
|--------------|-------------------|----------------|----------------|------------|--------------|--------------|----------------|-----------------|---------------|---------|
|              |                   |                | Not Stated     | Separated  | Widowed      | Divorced     | Married        | Legally Married |               |         |
| 12 - 14      | Both Sexes        | 24,718         | 13             | -          | -            | -            | 7              | 24              | 24,674        | 14 - 12 |
|              | Males             | 12,641         | 13             | -          | -            | -            | 1              | 1               | 12,626        |         |
|              | Females           | 12,077         | -              | -          | -            | 6            | 23             | 12,048          |               |         |
| 15 - 19      | Both Sexes        | 36,453         | 208            | 6          | 4            | 18           | 2,020          | 684             | 33,513        | 19 - 15 |
|              | Males             | 18,664         | 148            | -          | -            | 3            | 48             | 62              | 18,403        |         |
|              | Females           | 17,789         | 60             | 6          | 4            | 15           | 1,972          | 622             | 15,110        |         |
| 20 - 24      | Both Sexes        | 27,128         | 254            | 21         | 19           | 93           | 8,192          | 1,234           | 17,315        | 24 - 20 |
|              | Males             | 13,885         | 166            | 3          | -            | 15           | 1,342          | 567             | 11,792        |         |
|              | Females           | 13,243         | 88             | 18         | 19           | 78           | 6,850          | 667             | 5,523         |         |
| 25 - 29      | Both Sexes        | 23,085         | 106            | 18         | 59           | 153          | 14,321         | 817             | 7,611         | 29 - 25 |
|              | Males             | 11,700         | 74             | 10         | 2            | 40           | 5,387          | 667             | 5,520         |         |
|              | Females           | 11,385         | 32             | 8          | 57           | 113          | 8,934          | 150             | 2,091         |         |
| 30 - 34      | Both Sexes        | 21,299         | 40             | 27         | 101          | 195          | 17,865         | 234             | 2,837         | 34 - 30 |
|              | Males             | 10,761         | 18             | 11         | -            | 46           | 9,011          | 204             | 1,471         |         |
|              | Females           | 10,538         | 22             | 16         | 101          | 149          | 8,854          | 30              | 1,366         |         |
| 35 - 39      | Both Sexes        | 18,915         | 31             | 33         | 154          | 190          | 16,822         | 61              | 1,624         | 39 - 35 |
|              | Males             | 9,677          | 11             | 6          | 4            | 55           | 9,137          | 45              | 419           |         |
|              | Females           | 9,238          | 20             | 27         | 150          | 135          | 7,685          | 16              | 1,205         |         |
| 40 - 44      | Both Sexes        | 16,882         | 16             | 27         | 262          | 198          | 15,067         | 17              | 1,295         | 44 - 40 |
|              | Males             | 8,662          | 6              | 9          | 3            | 41           | 8,390          | 15              | 198           |         |
|              | Females           | 8,220          | 10             | 18         | 259          | 157          | 6,677          | 2               | 1,097         |         |
| 45 - 49      | Both Sexes        | 12,716         | 24             | 20         | 396          | 156          | 11,145         | 17              | 958           | 49 - 45 |
|              | Males             | 6,647          | -              | 5          | 12           | 29           | 6,482          | 10              | 109           |         |
|              | Females           | 6,069          | 24             | 15         | 384          | 127          | 4,663          | 7               | 849           |         |
| 50 - 54      | Both Sexes        | 8,449          | 14             | 17         | 536          | 114          | 7,240          | 9               | 519           | 54 - 50 |
|              | Males             | 4,230          | 4              | 4          | 10           | 23           | 4,125          | 8               | 56            |         |
|              | Females           | 4,219          | 10             | 13         | 526          | 91           | 3,115          | 1               | 463           |         |
| 55 +         | Both Sexes        | 24,146         | 179            | 76         | 6,254        | 311          | 16,071         | 4               | 1,251         | + 55    |
|              | Males             | 10,854         | 24             | 14         | 613          | 46           | 10,035         | 2               | 120           |         |
|              | Females           | 13,292         | 155            | 62         | 5,641        | 265          | 6,036          | 2               | 1,131         |         |
| <b>Total</b> | <b>Both Sexes</b> | <b>213,791</b> | <b>885</b>     | <b>245</b> | <b>7,785</b> | <b>1,428</b> | <b>108,750</b> | <b>3,101</b>    | <b>91,597</b> |         |
|              | <b>Males</b>      | <b>107,721</b> | <b>464</b>     | <b>62</b>  | <b>644</b>   | <b>298</b>   | <b>53,958</b>  | <b>1,581</b>    | <b>50,714</b> |         |
|              | <b>Females</b>    | <b>106,070</b> | <b>421</b>     | <b>183</b> | <b>7,141</b> | <b>1,130</b> | <b>54,792</b>  | <b>1,520</b>    | <b>40,883</b> |         |

2007

( 12)

:( ) 11

**Table 11 (Cont.): Palestinian Population (12 Years and Over) in Nablus Governorate by Sex, Age Group, Marital Status and Type of Locality, 2007**  
(Urban )

| Age Group    | Sex               | Total          | Marital Status |            |              |            |               |                 |               |         |
|--------------|-------------------|----------------|----------------|------------|--------------|------------|---------------|-----------------|---------------|---------|
|              |                   |                | Not Stated     | Separated  | Widowed      | Divorced   | Married       | Legally Married |               |         |
| 12 - 14      | Both Sexes        | 13,158         | 4              | -          | -            | -          | 5             | 12              | 13,137        | 14 - 12 |
|              | Males             | 6,759          | 4              | -          | -            | -          | 1             | 1               | 6,753         |         |
|              | Females           | 6,399          | -              | -          | -            | -          | 4             | 11              | 6,384         |         |
| 15 - 19      | Both Sexes        | 19,346         | 108            | 1          | 1            | 5          | 1,069         | 274             | 17,888        | 19 - 15 |
|              | Males             | 9,843          | 77             | -          | -            | 1          | 19            | 19              | 9,727         |         |
|              | Females           | 9,503          | 31             | 1          | 1            | 4          | 1,050         | 255             | 8,161         |         |
| 20 - 24      | Both Sexes        | 14,744         | 120            | 13         | 12           | 42         | 4,344         | 586             | 9,627         | 24 - 20 |
|              | Males             | 7,437          | 83             | -          | -            | 7          | 614           | 237             | 6,496         |         |
|              | Females           | 7,307          | 37             | 13         | 12           | 35         | 3,730         | 349             | 3,131         |         |
| 25 - 29      | Both Sexes        | 12,848         | 52             | 12         | 30           | 76         | 7,920         | 409             | 4,349         | 29 - 25 |
|              | Males             | 6,414          | 37             | 7          | 2            | 21         | 2,850         | 321             | 3,176         |         |
|              | Females           | 6,434          | 15             | 5          | 28           | 55         | 5,070         | 88              | 1,173         |         |
| 30 - 34      | Both Sexes        | 11,905         | 18             | 15         | 53           | 111        | 10,024        | 126             | 1,558         | 34 - 30 |
|              | Males             | 5,939          | 8              | 6          | -            | 25         | 4,917         | 109             | 874           |         |
|              | Females           | 5,966          | 10             | 9          | 53           | 86         | 5,107         | 17              | 684           |         |
| 35 - 39      | Both Sexes        | 10,631         | 12             | 20         | 87           | 110        | 9,435         | 37              | 930           | 39 - 35 |
|              | Males             | 5,394          | 4              | 4          | 2            | 30         | 5,078         | 26              | 250           |         |
|              | Females           | 5,237          | 8              | 16         | 85           | 80         | 4,357         | 11              | 680           |         |
| 40 - 44      | Both Sexes        | 9,942          | 5              | 15         | 135          | 125        | 8,902         | 9               | 751           | 44 - 40 |
|              | Males             | 5,098          | 1              | 8          | 2            | 28         | 4,915         | 7               | 137           |         |
|              | Females           | 4,844          | 4              | 7          | 133          | 97         | 3,987         | 2               | 614           |         |
| 45 - 49      | Both Sexes        | 7,534          | 18             | 11         | 238          | 96         | 6,600         | 11              | 560           | 49 - 45 |
|              | Males             | 4,015          | -              | 4          | 6            | 21         | 3,903         | 7               | 74            |         |
|              | Females           | 3,519          | 18             | 7          | 232          | 75         | 2,697         | 4               | 486           |         |
| 50 - 54      | Both Sexes        | 4,968          | 8              | 10         | 312          | 59         | 4,253         | 7               | 319           | 54 - 50 |
|              | Males             | 2,533          | 3              | 3          | 8            | 17         | 2,468         | 6               | 28            |         |
|              | Females           | 2,435          | 5              | 7          | 304          | 42         | 1,785         | 1               | 291           |         |
| 55 +         | Both Sexes        | 14,120         | 106            | 42         | 3,370        | 179        | 9,613         | 2               | 808           | + 55    |
|              | Males             | 6,557          | 16             | 8          | 304          | 28         | 6,120         | 1               | 80            |         |
|              | Females           | 7,563          | 90             | 34         | 3,066        | 151        | 3,493         | 1               | 728           |         |
| <b>Total</b> | <b>Both Sexes</b> | <b>119,196</b> | <b>451</b>     | <b>139</b> | <b>4,238</b> | <b>803</b> | <b>62,165</b> | <b>1,473</b>    | <b>49,927</b> |         |
|              | <b>Males</b>      | <b>59,989</b>  | <b>233</b>     | <b>40</b>  | <b>324</b>   | <b>178</b> | <b>30,885</b> | <b>734</b>      | <b>27,595</b> |         |
|              | <b>Females</b>    | <b>59,207</b>  | <b>218</b>     | <b>99</b>  | <b>3,914</b> | <b>625</b> | <b>31,280</b> | <b>739</b>      | <b>22,332</b> |         |

**Table 11 (Cont.): Palestinian Population (12 Years and Over) in Nablus Governorate by Sex, Age Group, Marital Status and Type of Locality, 2007**

(Rural )

| Age Group    | Sex               | Total         | Marital Status |           |              |            |               |                 |               |         |
|--------------|-------------------|---------------|----------------|-----------|--------------|------------|---------------|-----------------|---------------|---------|
|              |                   |               | Not Stated     | Separated | Widowed      | Divorced   | Married       | Legally Married |               |         |
| 12 - 14      | Both Sexes        | 9,205         | 8              | -         | -            | -          | 1             | 10              | 9,186         | 14 - 12 |
|              | Males             | 4,683         | 8              | -         | -            | -          | -             | -               | 4,675         |         |
|              | Females           | 4,522         | -              | -         | -            | 1          | 10            | 4,511           |               |         |
| 15 - 19      | Both Sexes        | 13,649        | 78             | 4         | -            | 10         | 700           | 318             | 12,539        | 19 - 15 |
|              | Males             | 7,072         | 55             | -         | -            | 2          | 22            | 30              | 6,963         |         |
|              | Females           | 6,577         | 23             | 4         | -            | 8          | 678           | 288             | 5,576         |         |
| 20 - 24      | Both Sexes        | 9,843         | 111            | 6         | 4            | 36         | 2,991         | 521             | 6,174         | 24 - 20 |
|              | Males             | 5,153         | 72             | 2         | -            | 4          | 534           | 256             | 4,285         |         |
|              | Females           | 4,690         | 39             | 4         | 4            | 32         | 2,457         | 265             | 1,889         |         |
| 25 - 29      | Both Sexes        | 7,941         | 41             | 5         | 20           | 53         | 4,986         | 331             | 2,505         | 29 - 25 |
|              | Males             | 4,136         | 28             | 3         | -            | 15         | 1,989         | 285             | 1,816         |         |
|              | Females           | 3,805         | 13             | 2         | 20           | 38         | 2,997         | 46              | 689           |         |
| 30 - 34      | Both Sexes        | 7,316         | 19             | 10        | 28           | 49         | 6,178         | 86              | 946           | 34 - 30 |
|              | Males             | 3,788         | 8              | 4         | -            | 10         | 3,246         | 77              | 443           |         |
|              | Females           | 3,528         | 11             | 6         | 28           | 39         | 2,932         | 9               | 503           |         |
| 35 - 39      | Both Sexes        | 6,392         | 15             | 10        | 50           | 46         | 5,796         | 18              | 457           | 39 - 35 |
|              | Males             | 3,316         | 4              | 2         | 1            | 14         | 3,163         | 15              | 117           |         |
|              | Females           | 3,076         | 11             | 8         | 49           | 32         | 2,633         | 3               | 340           |         |
| 40 - 44      | Both Sexes        | 5,323         | 10             | 10        | 84           | 42         | 4,796         | 6               | 375           | 44 - 40 |
|              | Males             | 2,749         | 4              | -         | 1            | 10         | 2,699         | 6               | 29            |         |
|              | Females           | 2,574         | 6              | 10        | 83           | 32         | 2,097         | -               | 346           |         |
| 45 - 49      | Both Sexes        | 4,061         | 5              | 9         | 113          | 40         | 3,596         | 3               | 295           | 49 - 45 |
|              | Males             | 2,068         | -              | 1         | 3            | 6          | 2,032         | 1               | 25            |         |
|              | Females           | 1,993         | 5              | 8         | 110          | 34         | 1,564         | 2               | 270           |         |
| 50 - 54      | Both Sexes        | 2,792         | 6              | 7         | 156          | 41         | 2,431         | 2               | 149           | 54 - 50 |
|              | Males             | 1,385         | 1              | 1         | -            | 4          | 1,360         | 2               | 17            |         |
|              | Females           | 1,407         | 5              | 6         | 156          | 37         | 1,071         | -               | 132           |         |
| 55 +         | Both Sexes        | 7,965         | 63             | 31        | 2,268        | 85         | 5,160         | 2               | 356           | + 55    |
|              | Males             | 3,371         | 6              | 6         | 221          | 12         | 3,097         | 1               | 28            |         |
|              | Females           | 4,594         | 57             | 25        | 2,047        | 73         | 2,063         | 1               | 328           |         |
| <b>Total</b> | <b>Both Sexes</b> | <b>74,487</b> | <b>356</b>     | <b>92</b> | <b>2,723</b> | <b>402</b> | <b>36,635</b> | <b>1,297</b>    | <b>32,982</b> |         |
|              | <b>Males</b>      | <b>37,721</b> | <b>186</b>     | <b>19</b> | <b>226</b>   | <b>77</b>  | <b>18,142</b> | <b>673</b>      | <b>18,398</b> |         |
|              | <b>Females</b>    | <b>36,766</b> | <b>170</b>     | <b>73</b> | <b>2,497</b> | <b>325</b> | <b>18,493</b> | <b>624</b>      | <b>14,584</b> |         |

2007

( 12)

:( ) 11

**Table 11 (Cont.): Palestinian Population (12 Years and Over) in Nablus Governorate by Sex, Age Group, Marital Status and Type of Locality, 2007**  
(Camps )

| Age Group    | Sex               | Total         | Marital Status |           |            |            |              |                 |              |         |
|--------------|-------------------|---------------|----------------|-----------|------------|------------|--------------|-----------------|--------------|---------|
|              |                   |               | Not Stated     | Separated | Widowed    | Divorced   | Married      | Legally Married |              |         |
| 12 - 14      | Both Sexes        | 2,355         | 1              | -         | -          | -          | 1            | 2               | 2,351        | 14 - 12 |
|              | Males             | 1,199         | 1              | -         | -          | -          | -            | -               | 1,198        |         |
|              | Females           | 1,156         | -              | -         | -          | 1          | 2            | 1,153           |              |         |
| 15 - 19      | Both Sexes        | 3,458         | 22             | 1         | 3          | 3          | 251          | 92              | 3,086        | 19 - 15 |
|              | Males             | 1,749         | 16             | -         | -          | -          | 7            | 13              | 1,713        |         |
|              | Females           | 1,709         | 6              | 1         | 3          | 3          | 244          | 79              | 1,373        |         |
| 20 - 24      | Both Sexes        | 2,541         | 23             | 2         | 3          | 15         | 857          | 127             | 1,514        | 24 - 20 |
|              | Males             | 1,295         | 11             | 1         | -          | 4          | 194          | 74              | 1,011        |         |
|              | Females           | 1,246         | 12             | 1         | 3          | 11         | 663          | 53              | 503          |         |
| 25 - 29      | Both Sexes        | 2,296         | 13             | 1         | 9          | 24         | 1,415        | 77              | 757          | 29 - 25 |
|              | Males             | 1,150         | 9              | -         | -          | 4          | 548          | 61              | 528          |         |
|              | Females           | 1,146         | 4              | 1         | 9          | 20         | 867          | 16              | 229          |         |
| 30 - 34      | Both Sexes        | 2,078         | 3              | 2         | 20         | 35         | 1,663        | 22              | 333          | 34 - 30 |
|              | Males             | 1,034         | 2              | 1         | -          | 11         | 848          | 18              | 154          |         |
|              | Females           | 1,044         | 1              | 1         | 20         | 24         | 815          | 4               | 179          |         |
| 35 - 39      | Both Sexes        | 1,892         | 4              | 3         | 17         | 34         | 1,591        | 6               | 237          | 39 - 35 |
|              | Males             | 967           | 3              | -         | 1          | 11         | 896          | 4               | 52           |         |
|              | Females           | 925           | 1              | 3         | 16         | 23         | 695          | 2               | 185          |         |
| 40 - 44      | Both Sexes        | 1,617         | 1              | 2         | 43         | 31         | 1,369        | 2               | 169          | 44 - 40 |
|              | Males             | 815           | 1              | 1         | -          | 3          | 776          | 2               | 32           |         |
|              | Females           | 802           | -              | 1         | 43         | 28         | 593          | -               | 137          |         |
| 45 - 49      | Both Sexes        | 1,121         | 1              | -         | 45         | 20         | 949          | 3               | 103          | 49 - 45 |
|              | Males             | 564           | -              | -         | 3          | 2          | 547          | 2               | 10           |         |
|              | Females           | 557           | 1              | -         | 42         | 18         | 402          | 1               | 93           |         |
| 50 - 54      | Both Sexes        | 689           | -              | -         | 68         | 14         | 556          | -               | 51           | 54 - 50 |
|              | Males             | 312           | -              | -         | 2          | 2          | 297          | -               | 11           |         |
|              | Females           | 377           | -              | -         | 66         | 12         | 259          | -               | 40           |         |
| 55 +         | Both Sexes        | 2,061         | 10             | 3         | 616        | 47         | 1,298        | -               | 87           | + 55    |
|              | Males             | 926           | 2              | -         | 88         | 6          | 818          | -               | 12           |         |
|              | Females           | 1,135         | 8              | 3         | 528        | 41         | 480          | -               | 75           |         |
| <b>Total</b> | <b>Both Sexes</b> | <b>20,108</b> | <b>78</b>      | <b>14</b> | <b>824</b> | <b>223</b> | <b>9,950</b> | <b>331</b>      | <b>8,688</b> |         |
|              | <b>Males</b>      | <b>10,011</b> | <b>45</b>      | <b>3</b>  | <b>94</b>  | <b>43</b>  | <b>4,931</b> | <b>174</b>      | <b>4,721</b> |         |
|              | <b>Females</b>    | <b>10,097</b> | <b>33</b>      | <b>11</b> | <b>730</b> | <b>180</b> | <b>5,019</b> | <b>157</b>      | <b>3,967</b> |         |

**Table 12: Ever Married Palestinian Population in Nablus Governorate by Sex, Current Age Group, Age at First Marriage and Type of Locality, 2007**

(Total )

| Age Group    | Sex        | Total  | Age at First Marriage |       |     |     |       |     |       |       |       |       |       |       |       |       |       |       |     |         |         |                 |
|--------------|------------|--------|-----------------------|-------|-----|-----|-------|-----|-------|-------|-------|-------|-------|-------|-------|-------|-------|-------|-----|---------|---------|-----------------|
|              |            |        | Not Stated            | + 30  | 29  | 28  | 27    | 26  | 25    | 24    | 23    | 22    | 21    | 20    | 19    | 18    | 17    | 16    | 15  |         |         | 15 Less Than 15 |
| Less Than 15 | Both Sexes | 7      | 1                     | -     | -   | -   | -     | -   | -     | -     | -     | -     | -     | -     | -     | -     | -     | -     | -   | 6       | 15      |                 |
|              | Males      | 1      | 1                     | -     | -   | -   | -     | -   | -     | -     | -     | -     | -     | -     | -     | -     | -     | -     | -   | -       |         | -               |
|              | Females    | 6      | -                     | -     | -   | -   | -     | -   | -     | -     | -     | -     | -     | -     | -     | -     | -     | -     | -   | 6       |         |                 |
| 15 - 19      | Both Sexes | 2,048  | 15                    | -     | -   | -   | -     | -   | -     | -     | -     | -     | -     | 225   | 435   | 534   | 477   | 299   | 63  | 19 - 15 |         |                 |
|              | Males      | 51     | 2                     | -     | -   | -   | -     | -   | -     | -     | -     | -     | -     | 17    | 18    | 9     | 3     | 2     | -   |         | -       |                 |
|              | Females    | 1,997  | 13                    | -     | -   | -   | -     | -   | -     | -     | -     | -     | -     | 208   | 417   | 525   | 474   | 297   | 63  |         |         |                 |
| 20 - 24      | Both Sexes | 8,325  | 33                    | -     | -   | -   | -     | -   | 231   | 541   | 726   | 944   | 1,265 | 1,176 | 1,160 | 865   | 755   | 493   | 136 | 24 - 20 |         |                 |
|              | Males      | 1,360  | 15                    | -     | -   | -   | -     | -   | 125   | 228   | 266   | 259   | 247   | 135   | 49    | 24    | 12    | -     | -   |         | -       |                 |
|              | Females    | 6,965  | 18                    | -     | -   | -   | -     | -   | 106   | 313   | 460   | 685   | 1,018 | 1,041 | 1,111 | 841   | 743   | 493   | 136 |         |         |                 |
| 25 - 29      | Both Sexes | 14,551 | 48                    | -     | 156 | 381 | 683   | 927 | 1,244 | 1,257 | 1,137 | 1,126 | 1,045 | 1,206 | 1,255 | 1,345 | 1,067 | 924   | 560 | 190     | 29 - 25 |                 |
|              | Males      | 5,439  | 32                    | -     | 140 | 323 | 579   | 696 | 845   | 747   | 556   | 488   | 398   | 294   | 178   | 103   | 43    | 7     | 8   | 2       |         | -               |
|              | Females    | 9,112  | 16                    | -     | 16  | 58  | 104   | 231 | 399   | 510   | 581   | 638   | 647   | 912   | 1,077 | 1,242 | 1,024 | 917   | 552 | 188     |         |                 |
| 30 - 34      | Both Sexes | 18,188 | 44                    | 1,502 | 800 | 871 | 1,040 | 991 | 1,141 | 1,295 | 1,327 | 1,317 | 1,110 | 1,248 | 1,226 | 1,173 | 1,066 | 1,081 | 734 | 222     | 34 - 30 |                 |
|              | Males      | 9,068  | 26                    | 1,318 | 692 | 755 | 864   | 772 | 848   | 899   | 790   | 693   | 509   | 407   | 265   | 124   | 64    | 29    | 4   | 9       |         | -               |
|              | Females    | 9,120  | 18                    | 184   | 108 | 116 | 176   | 219 | 293   | 396   | 537   | 624   | 601   | 841   | 961   | 1,049 | 1,002 | 1,052 | 730 | 213     |         |                 |
| 35 - 39      | Both Sexes | 17,199 | 22                    | 1,989 | 663 | 811 | 934   | 985 | 1,050 | 1,092 | 1,131 | 1,163 | 1,123 | 1,382 | 1,296 | 1,297 | 985   | 731   | 416 | 129     | 39 - 35 |                 |
|              | Males      | 9,202  | 12                    | 1,650 | 567 | 675 | 778   | 774 | 792   | 748   | 734   | 666   | 577   | 536   | 349   | 221   | 90    | 23    | 8   | 2       |         | -               |
|              | Females    | 7,997  | 10                    | 339   | 96  | 136 | 156   | 211 | 258   | 344   | 397   | 497   | 546   | 846   | 947   | 1,076 | 895   | 708   | 408 | 127     |         |                 |
| 40 - 44      | Both Sexes | 15,554 | 21                    | 1,925 | 560 | 654 | 894   | 955 | 1,057 | 1,200 | 1,227 | 1,253 | 1,026 | 1,166 | 892   | 882   | 694   | 583   | 408 | 157     | 44 - 40 |                 |
|              | Males      | 8,443  | 11                    | 1,451 | 459 | 557 | 730   | 763 | 803   | 839   | 780   | 680   | 475   | 407   | 247   | 128   | 72    | 31    | 6   | 4       |         | -               |
|              | Females    | 7,111  | 10                    | 474   | 101 | 97  | 164   | 192 | 254   | 361   | 447   | 573   | 551   | 759   | 645   | 754   | 622   | 552   | 402 | 153     |         |                 |
| 45 - 49      | Both Sexes | 11,717 | 27                    | 1,660 | 463 | 610 | 764   | 778 | 810   | 791   | 701   | 736   | 666   | 716   | 617   | 647   | 544   | 536   | 394 | 257     | 49 - 45 |                 |
|              | Males      | 6,528  | 11                    | 1,244 | 395 | 502 | 621   | 636 | 611   | 543   | 467   | 434   | 359   | 267   | 201   | 135   | 57    | 32    | 9   | 4       |         | -               |
|              | Females    | 5,189  | 16                    | 416   | 68  | 108 | 143   | 142 | 199   | 248   | 234   | 302   | 307   | 449   | 416   | 512   | 487   | 504   | 385 | 253     |         |                 |

**Table 12 (Cont.): Ever Married Palestinian Population in Nablus Governorate by Sex, Current Age Group, Age at First Marriage and Type of Locality, 2007**

(Total )

| Age Group    | Sex               | Total          | Age at First Marriage |               |              |              |              |              |              |              |              |              |              |              |              |              |              |              |              |              |  |                       |
|--------------|-------------------|----------------|-----------------------|---------------|--------------|--------------|--------------|--------------|--------------|--------------|--------------|--------------|--------------|--------------|--------------|--------------|--------------|--------------|--------------|--------------|--|-----------------------|
|              |                   |                | Not Stated            | + 30          | 29           | 28           | 27           | 26           | 25           | 24           | 23           | 22           | 21           | 20           | 19           | 18           | 17           | 16           | 15           |              |  | 15<br>Less Than<br>15 |
| 50 - 54      | Both Sexes        | <b>7,907</b>   | 23                    | 1,058         | 243          | 339          | 391          | 433          | 494          | 436          | 474          | 502          | 432          | 608          | 496          | 533          | 489          | 414          | 303          | 239          |  | 54 - 50               |
|              | Males             | <b>4,162</b>   | 12                    | 790           | 197          | 282          | 326          | 326          | 365          | 315          | 291          | 295          | 239          | 258          | 206          | 142          | 68           | 31           | 13           | 6            |  |                       |
|              | Females           | <b>3,745</b>   | 11                    | 268           | 46           | 57           | 65           | 107          | 129          | 121          | 183          | 207          | 193          | 350          | 290          | 391          | 421          | 383          | 290          | 233          |  |                       |
| 55 - 59      | Both Sexes        | <b>6,124</b>   | 20                    | 895           | 210          | 255          | 324          | 317          | 409          | 417          | 389          | 459          | 351          | 429          | 380          | 370          | 299          | 265          | 185          | 150          |  | 59 - 55               |
|              | Males             | <b>3,297</b>   | 8                     | 718           | 177          | 202          | 249          | 252          | 288          | 286          | 237          | 270          | 181          | 169          | 115          | 71           | 43           | 22           | 8            | 1            |  |                       |
|              | Females           | <b>2,827</b>   | 12                    | 177           | 33           | 53           | 75           | 65           | 121          | 131          | 152          | 189          | 170          | 260          | 265          | 299          | 256          | 243          | 177          | 149          |  |                       |
| 60 - 64      | Both Sexes        | <b>5,387</b>   | 27                    | 715           | 170          | 206          | 296          | 288          | 352          | 305          | 281          | 336          | 262          | 410          | 274          | 356          | 277          | 329          | 243          | 260          |  | 64 - 60               |
|              | Males             | <b>2,494</b>   | 10                    | 518           | 142          | 152          | 229          | 209          | 230          | 191          | 147          | 182          | 126          | 142          | 82           | 59           | 33           | 25           | 12           | 5            |  |                       |
|              | Females           | <b>2,893</b>   | 17                    | 197           | 28           | 54           | 67           | 79           | 122          | 114          | 134          | 154          | 136          | 268          | 192          | 297          | 244          | 304          | 231          | 255          |  |                       |
| 65 - 69      | Both Sexes        | <b>3,659</b>   | 36                    | 516           | 100          | 116          | 162          | 131          | 240          | 176          | 165          | 204          | 139          | 277          | 188          | 265          | 259          | 257          | 221          | 207          |  | 69 - 65               |
|              | Males             | <b>1,585</b>   | 13                    | 384           | 79           | 81           | 137          | 98           | 165          | 116          | 94           | 112          | 61           | 90           | 51           | 40           | 38           | 14           | 10           | 2            |  |                       |
|              | Females           | <b>2,074</b>   | 23                    | 132           | 21           | 35           | 25           | 33           | 75           | 60           | 71           | 92           | 78           | 187          | 137          | 225          | 221          | 243          | 211          | 205          |  |                       |
| 70 - 74      | Both Sexes        | <b>3,177</b>   | 43                    | 407           | 72           | 99           | 141          | 105          | 191          | 136          | 125          | 191          | 130          | 306          | 150          | 275          | 181          | 185          | 190          | 250          |  | 74 - 70               |
|              | Males             | <b>1,461</b>   | 12                    | 322           | 63           | 85           | 112          | 78           | 131          | 93           | 88           | 109          | 74           | 112          | 53           | 56           | 37           | 22           | 8            | 6            |  |                       |
|              | Females           | <b>1,716</b>   | 31                    | 85            | 9            | 14           | 29           | 27           | 60           | 43           | 37           | 82           | 56           | 194          | 97           | 219          | 144          | 163          | 182          | 244          |  |                       |
| 75 - 79      | Both Sexes        | <b>2,176</b>   | 32                    | 267           | 50           | 69           | 84           | 56           | 168          | 77           | 71           | 104          | 54           | 177          | 76           | 141          | 144          | 173          | 172          | 261          |  | 79 - 75               |
|              | Males             | <b>930</b>     | 14                    | 217           | 46           | 54           | 68           | 44           | 106          | 55           | 43           | 60           | 28           | 71           | 28           | 42           | 25           | 22           | 4            | 3            |  |                       |
|              | Females           | <b>1,246</b>   | 18                    | 50            | 4            | 15           | 16           | 12           | 62           | 22           | 28           | 44           | 26           | 106          | 48           | 99           | 119          | 151          | 168          | 258          |  |                       |
| 80 - 84      | Both Sexes        | <b>1,299</b>   | 26                    | 191           | 24           | 36           | 35           | 34           | 69           | 28           | 28           | 53           | 27           | 143          | 27           | 95           | 104          | 102          | 110          | 167          |  | 84 - 80               |
|              | Males             | <b>566</b>     | 12                    | 151           | 20           | 27           | 26           | 26           | 49           | 22           | 23           | 34           | 16           | 64           | 11           | 33           | 25           | 12           | 8            | 7            |  |                       |
|              | Females           | <b>733</b>     | 14                    | 40            | 4            | 9            | 9            | 8            | 20           | 6            | 5            | 19           | 11           | 79           | 16           | 62           | 79           | 90           | 102          | 160          |  |                       |
| 85 +         | Both Sexes        | <b>890</b>     | 27                    | 94            | 10           | 11           | 22           | 22           | 61           | 23           | 16           | 37           | 14           | 112          | 30           | 79           | 51           | 60           | 101          | 120          |  | + 85                  |
|              | Males             | <b>375</b>     | 14                    | 80            | 9            | 10           | 18           | 18           | 49           | 14           | 13           | 22           | 9            | 50           | 13           | 18           | 15           | 11           | 5            | 7            |  |                       |
|              | Females           | <b>515</b>     | 13                    | 14            | 1            | 1            | 4            | 4            | 12           | 9            | 3            | 15           | 5            | 62           | 17           | 61           | 36           | 49           | 96           | 113          |  |                       |
| <b>Total</b> | <b>Both Sexes</b> | <b>118,208</b> | <b>445</b>            | <b>11,219</b> | <b>3,521</b> | <b>4,458</b> | <b>5,770</b> | <b>6,022</b> | <b>7,286</b> | <b>7,464</b> | <b>7,613</b> | <b>8,207</b> | <b>7,323</b> | <b>9,445</b> | <b>8,308</b> | <b>9,053</b> | <b>7,559</b> | <b>6,872</b> | <b>4,829</b> | <b>2,814</b> |  |                       |
|              | <b>Males</b>      | <b>54,962</b>  | <b>205</b>            | <b>8,843</b>  | <b>2,986</b> | <b>3,705</b> | <b>4,737</b> | <b>4,692</b> | <b>5,282</b> | <b>4,993</b> | <b>4,491</b> | <b>4,311</b> | <b>3,311</b> | <b>3,114</b> | <b>1,951</b> | <b>1,239</b> | <b>643</b>   | <b>296</b>   | <b>105</b>   | <b>58</b>    |  |                       |
|              | <b>Females</b>    | <b>63,246</b>  | <b>240</b>            | <b>2,376</b>  | <b>535</b>   | <b>753</b>   | <b>1,033</b> | <b>1,330</b> | <b>2,004</b> | <b>2,471</b> | <b>3,122</b> | <b>3,896</b> | <b>4,012</b> | <b>6,331</b> | <b>6,357</b> | <b>7,814</b> | <b>6,916</b> | <b>6,576</b> | <b>4,724</b> | <b>2,756</b> |  |                       |

**Table 12 (Cont.): Ever Married Palestinian Population in Nablus Governorate by Sex, Current Age Group, Age at First Marriage and Type of Locality, 2007**

(Urban )

| Age Group    | Sex        | Total  | Age at First Marriage |       |     |     |     |     |     |     |     |     |     |     |     |     |     |     |     |         |         |                 |
|--------------|------------|--------|-----------------------|-------|-----|-----|-----|-----|-----|-----|-----|-----|-----|-----|-----|-----|-----|-----|-----|---------|---------|-----------------|
|              |            |        | Not Stated            | + 30  | 29  | 28  | 27  | 26  | 25  | 24  | 23  | 22  | 21  | 20  | 19  | 18  | 17  | 16  | 15  |         |         | 15 Less Than 15 |
| Less Than 15 | Both Sexes | 5      | 1                     | -     | -   | -   | -   | -   | -   | -   | -   | -   | -   | -   | -   | -   | -   | -   | -   | 4       | 15      |                 |
|              | Males      | 1      | 1                     | -     | -   | -   | -   | -   | -   | -   | -   | -   | -   | -   | -   | -   | -   | -   | -   | -       |         | -               |
|              | Females    | 4      | -                     | -     | -   | -   | -   | -   | -   | -   | -   | -   | -   | -   | -   | -   | -   | -   | -   | -       |         | 4               |
| 15 - 19      | Both Sexes | 1,076  | 5                     | -     | -   | -   | -   | -   | -   | -   | -   | -   | -   | 119 | 234 | 271 | 257 | 157 | 33  | 19 - 15 |         |                 |
|              | Males      | 20     | -                     | -     | -   | -   | -   | -   | -   | -   | -   | -   | -   | 9   | 5   | 4   | 1   | 1   | -   |         | -       |                 |
|              | Females    | 1,056  | 5                     | -     | -   | -   | -   | -   | -   | -   | -   | -   | -   | 110 | 229 | 267 | 256 | 156 | 33  |         | -       |                 |
| 20 - 24      | Both Sexes | 4,411  | 20                    | -     | -   | -   | -   | -   | 122 | 298 | 399 | 505 | 667 | 623 | 606 | 450 | 394 | 258 | 69  | 24 - 20 |         |                 |
|              | Males      | 621    | 11                    | -     | -   | -   | -   | -   | 56  | 119 | 124 | 125 | 102 | 59  | 15  | 8   | 2   | -   | -   |         |         |                 |
|              | Females    | 3,790  | 9                     | -     | -   | -   | -   | -   | 66  | 179 | 275 | 380 | 565 | 564 | 591 | 442 | 392 | 258 | 69  |         | -       |                 |
| 25 - 29      | Both Sexes | 8,038  | 22                    | -     | 91  | 215 | 391 | 532 | 701 | 705 | 658 | 613 | 577 | 612 | 682 | 735 | 582 | 510 | 294 | 118     | 29 - 25 |                 |
|              | Males      | 2,880  | 18                    | -     | 83  | 178 | 324 | 397 | 453 | 406 | 306 | 249 | 199 | 121 | 81  | 42  | 18  | 2   | 2   | 1       |         |                 |
|              | Females    | 5,158  | 4                     | -     | 8   | 37  | 67  | 135 | 248 | 299 | 352 | 364 | 378 | 491 | 601 | 693 | 564 | 508 | 292 | 117     |         | -               |
| 30 - 34      | Both Sexes | 10,203 | 25                    | 928   | 473 | 534 | 620 | 576 | 626 | 724 | 732 | 687 | 597 | 652 | 683 | 642 | 594 | 597 | 386 | 127     | 34 - 30 |                 |
|              | Males      | 4,948  | 14                    | 818   | 401 | 466 | 503 | 440 | 440 | 479 | 399 | 348 | 253 | 177 | 121 | 49  | 27  | 9   | 1   | 3       |         |                 |
|              | Females    | 5,255  | 11                    | 110   | 72  | 68  | 117 | 136 | 186 | 245 | 333 | 339 | 344 | 475 | 562 | 593 | 567 | 588 | 385 | 124     |         | -               |
| 35 - 39      | Both Sexes | 9,652  | 11                    | 1,267 | 408 | 501 | 577 | 595 | 579 | 624 | 641 | 669 | 565 | 710 | 642 | 678 | 499 | 381 | 230 | 75      | 39 - 35 |                 |
|              | Males      | 5,114  | 5                     | 1,080 | 351 | 415 | 466 | 452 | 428 | 428 | 386 | 351 | 264 | 243 | 132 | 76  | 28  | 6   | 2   | 1       |         |                 |
|              | Females    | 4,538  | 6                     | 187   | 57  | 86  | 111 | 143 | 151 | 196 | 255 | 318 | 301 | 467 | 510 | 602 | 471 | 375 | 228 | 74      |         | -               |
| 40 - 44      | Both Sexes | 9,177  | 17                    | 1,301 | 400 | 430 | 576 | 569 | 633 | 690 | 674 | 653 | 530 | 613 | 496 | 486 | 420 | 338 | 241 | 110     | 44 - 40 |                 |
|              | Males      | 4,953  | 9                     | 1,026 | 342 | 373 | 470 | 440 | 466 | 470 | 405 | 326 | 212 | 192 | 121 | 53  | 33  | 11  | 2   | 2       |         |                 |
|              | Females    | 4,224  | 8                     | 275   | 58  | 57  | 106 | 129 | 167 | 220 | 269 | 327 | 318 | 421 | 375 | 433 | 387 | 327 | 239 | 108     |         | -               |
| 45 - 49      | Both Sexes | 6,945  | 16                    | 1,166 | 311 | 414 | 488 | 478 | 445 | 460 | 395 | 396 | 345 | 364 | 341 | 335 | 307 | 296 | 232 | 156     | 49 - 45 |                 |
|              | Males      | 3,934  | 6                     | 929   | 271 | 346 | 391 | 378 | 337 | 307 | 261 | 216 | 178 | 123 | 92  | 55  | 25  | 12  | 6   | 1       |         |                 |
|              | Females    | 3,011  | 10                    | 237   | 40  | 68  | 97  | 100 | 108 | 153 | 134 | 180 | 167 | 241 | 249 | 280 | 282 | 284 | 226 | 155     |         | -               |

**Table 12 (Cont.): Ever Married Palestinian Population in Nablus Governorate by Sex, Current Age Group, Age at First Marriage and Type of Locality, 2007**

(Urban )

| Age Group    | Sex               | Total         | Age at First Marriage |              |              |              |              |              |              |              |              |              |              |              |              |              |              |              |              |              |         |
|--------------|-------------------|---------------|-----------------------|--------------|--------------|--------------|--------------|--------------|--------------|--------------|--------------|--------------|--------------|--------------|--------------|--------------|--------------|--------------|--------------|--------------|---------|
|              |                   |               | Not Stated            | + 30         | 29           | 28           | 27           | 26           | 25           | 24           | 23           | 22           | 21           | 20           | 19           | 18           | 17           | 16           | 15           |              |         |
| 50 - 54      | Both Sexes        | <b>4,634</b>  | 13                    | 731          | 174          | 233          | 250          | 269          | 301          | 259          | 276          | 248          | 218          | 307          | 262          | 266          | 262          | 229          | 179          | 157          | 54 - 50 |
|              | Males             | <b>2,496</b>  | 6                     | 583          | 146          | 193          | 209          | 200          | 227          | 181          | 162          | 141          | 112          | 125          | 94           | 66           | 33           | 14           | 3            | 1            |         |
|              | Females           | <b>2,138</b>  | 7                     | 148          | 28           | 40           | 41           | 69           | 74           | 78           | 114          | 107          | 106          | 182          | 168          | 200          | 229          | 215          | 176          | 156          |         |
| 55 - 59      | Both Sexes        | <b>3,674</b>  | 14                    | 656          | 162          | 184          | 214          | 204          | 231          | 230          | 216          | 226          | 175          | 219          | 209          | 185          | 156          | 167          | 117          | 109          | 59 - 55 |
|              | Males             | <b>2,023</b>  | 6                     | 562          | 139          | 146          | 162          | 167          | 151          | 154          | 137          | 123          | 80           | 83           | 56           | 28           | 14           | 10           | 4            | 1            |         |
|              | Females           | <b>1,651</b>  | 8                     | 94           | 23           | 38           | 52           | 37           | 80           | 76           | 79           | 103          | 95           | 136          | 153          | 157          | 142          | 157          | 113          | 108          |         |
| 60 - 64      | Both Sexes        | <b>3,237</b>  | 16                    | 510          | 124          | 139          | 186          | 182          | 193          | 163          | 153          | 175          | 145          | 216          | 142          | 212          | 173          | 199          | 146          | 163          | 64 - 60 |
|              | Males             | <b>1,542</b>  | 6                     | 398          | 110          | 100          | 140          | 138          | 125          | 96           | 78           | 106          | 59           | 73           | 40           | 37           | 17           | 9            | 7            | 3            |         |
|              | Females           | <b>1,695</b>  | 10                    | 112          | 14           | 39           | 46           | 44           | 68           | 67           | 75           | 69           | 86           | 143          | 102          | 175          | 156          | 190          | 139          | 160          |         |
| 65 - 69      | Both Sexes        | <b>2,205</b>  | 25                    | 358          | 79           | 84           | 103          | 83           | 142          | 103          | 94           | 118          | 75           | 129          | 124          | 152          | 150          | 158          | 116          | 112          | 69 - 65 |
|              | Males             | <b>970</b>    | 8                     | 280          | 61           | 58           | 88           | 64           | 96           | 67           | 47           | 60           | 33           | 32           | 32           | 21           | 12           | 7            | 4            | 0            |         |
|              | Females           | <b>1,235</b>  | 17                    | 78           | 18           | 26           | 15           | 19           | 46           | 36           | 47           | 58           | 42           | 97           | 92           | 131          | 138          | 151          | 112          | 112          |         |
| 70 - 74      | Both Sexes        | <b>1,851</b>  | 27                    | 292          | 50           | 68           | 91           | 68           | 109          | 71           | 71           | 117          | 79           | 155          | 92           | 134          | 92           | 101          | 94           | 140          | 74 - 70 |
|              | Males             | <b>919</b>    | 9                     | 236          | 44           | 59           | 75           | 51           | 82           | 49           | 49           | 62           | 45           | 67           | 33           | 28           | 17           | 10           | 1            | 2            |         |
|              | Females           | <b>932</b>    | 18                    | 56           | 6            | 9            | 16           | 17           | 27           | 22           | 22           | 55           | 34           | 88           | 59           | 106          | 75           | 91           | 93           | 138          |         |
| 75 - 79      | Both Sexes        | <b>1,204</b>  | 14                    | 180          | 32           | 43           | 58           | 33           | 97           | 48           | 39           | 57           | 35           | 72           | 44           | 61           | 82           | 88           | 75           | 146          | 79 - 75 |
|              | Males             | <b>545</b>    | 9                     | 148          | 31           | 36           | 46           | 28           | 59           | 33           | 21           | 33           | 16           | 23           | 15           | 21           | 18           | 7            | 1            | -            |         |
|              | Females           | <b>659</b>    | 5                     | 32           | 1            | 7            | 12           | 5            | 38           | 15           | 18           | 24           | 19           | 49           | 29           | 40           | 64           | 81           | 74           | 146          |         |
| 80 - 84      | Both Sexes        | <b>659</b>    | 16                    | 121          | 14           | 19           | 14           | 14           | 35           | 17           | 17           | 29           | 13           | 55           | 14           | 49           | 48           | 48           | 50           | 86           | 84 - 80 |
|              | Males             | <b>301</b>    | 7                     | 101          | 13           | 15           | 9            | 12           | 24           | 14           | 14           | 19           | 7            | 21           | 6            | 17           | 9            | 5            | 4            | 4            |         |
|              | Females           | <b>358</b>    | 9                     | 20           | 1            | 4            | 5            | 2            | 11           | 3            | 3            | 10           | 6            | 34           | 8            | 32           | 39           | 43           | 46           | 82           |         |
| 85 +         | Both Sexes        | <b>374</b>    | 10                    | 45           | 5            | 5            | 8            | 11           | 27           | 10           | 4            | 17           | 6            | 38           | 16           | 37           | 13           | 28           | 37           | 57           | + 85    |
|              | Males             | <b>160</b>    | 4                     | 42           | 5            | 5            | 6            | 8            | 23           | 7            | 3            | 11           | 3            | 16           | 9            | 7            | 5            | 2            | 3            | 1            |         |
|              | Females           | <b>214</b>    | 6                     | 3            | -            | -            | 2            | 3            | 4            | 3            | 1            | 6            | 3            | 22           | 7            | 30           | 8            | 26           | 34           | 56           |         |
| <b>Total</b> | <b>Both Sexes</b> | <b>67,345</b> | <b>252</b>            | <b>7,555</b> | <b>2,323</b> | <b>2,869</b> | <b>3,576</b> | <b>3,614</b> | <b>4,119</b> | <b>4,226</b> | <b>4,268</b> | <b>4,404</b> | <b>3,865</b> | <b>4,809</b> | <b>4,489</b> | <b>4,812</b> | <b>4,099</b> | <b>3,791</b> | <b>2,612</b> | <b>1,662</b> |         |
|              | <b>Males</b>      | <b>31,427</b> | <b>119</b>            | <b>6,203</b> | <b>1,997</b> | <b>2,390</b> | <b>2,889</b> | <b>2,775</b> | <b>2,911</b> | <b>2,747</b> | <b>2,387</b> | <b>2,169</b> | <b>1,586</b> | <b>1,398</b> | <b>900</b>   | <b>520</b>   | <b>268</b>   | <b>107</b>   | <b>41</b>    | <b>20</b>    |         |
|              | <b>Females</b>    | <b>35,918</b> | <b>133</b>            | <b>1,352</b> | <b>326</b>   | <b>479</b>   | <b>687</b>   | <b>839</b>   | <b>1,208</b> | <b>1,479</b> | <b>1,881</b> | <b>2,235</b> | <b>2,279</b> | <b>3,411</b> | <b>3,589</b> | <b>4,292</b> | <b>3,831</b> | <b>3,684</b> | <b>2,571</b> | <b>1,642</b> |         |



**Table 12 (Cont.): Ever Married Palestinian Population in Nablus Governorate by Sex, Current Age Group, Age at First Marriage and Type of Locality, 2007**

(Rural )

| Age Group    | Sex        | Total | Age at First Marriage |      |     |     |     |     |     |     |     |     |     |     |     |     |     |     |     |    |         |                 |
|--------------|------------|-------|-----------------------|------|-----|-----|-----|-----|-----|-----|-----|-----|-----|-----|-----|-----|-----|-----|-----|----|---------|-----------------|
|              |            |       | Not Stated            | + 30 | 29  | 28  | 27  | 26  | 25  | 24  | 23  | 22  | 21  | 20  | 19  | 18  | 17  | 16  | 15  |    |         | 15 Less Than 15 |
| Less Than 15 | Both Sexes | 1     | -                     | -    | -   | -   | -   | -   | -   | -   | -   | -   | -   | -   | -   | -   | -   | -   | -   | 1  |         | 15              |
|              | Males      | -     | -                     | -    | -   | -   | -   | -   | -   | -   | -   | -   | -   | -   | -   | -   | -   | -   | -   | -  |         |                 |
|              | Females    | 1     | -                     | -    | -   | -   | -   | -   | -   | -   | -   | -   | -   | -   | -   | -   | -   | -   | -   | 1  |         |                 |
| 15 - 19      | Both Sexes | 714   | 6                     | -    | -   | -   | -   | -   | -   | -   | -   | -   | -   | 85  | 156 | 194 | 156 | 100 | 17  |    | 19 - 15 |                 |
|              | Males      | 24    | 2                     | -    | -   | -   | -   | -   | -   | -   | -   | -   | -   | 6   | 9   | 4   | 2   | 1   | -   |    |         |                 |
|              | Females    | 690   | 4                     | -    | -   | -   | -   | -   | -   | -   | -   | -   | -   | 79  | 147 | 190 | 154 | 99  | 17  |    |         |                 |
| 20 - 24      | Both Sexes | 3,037 | 11                    | -    | -   | -   | -   | -   | 92  | 182 | 265 | 349 | 451 | 445 | 436 | 320 | 267 | 172 | 47  |    | 24 - 20 |                 |
|              | Males      | 540   | 4                     | -    | -   | -   | -   | -   | 56  | 75  | 114 | 98  | 98  | 54  | 26  | 9   | 6   | -   | -   |    |         |                 |
|              | Females    | 2,497 | 7                     | -    | -   | -   | -   | -   | 36  | 107 | 151 | 251 | 353 | 391 | 410 | 311 | 261 | 172 | 47  |    |         |                 |
| 25 - 29      | Both Sexes | 5,064 | 22                    | -    | 47  | 130 | 240 | 308 | 432 | 442 | 372 | 411 | 374 | 443 | 486 | 349 | 324 | 194 | 46  |    | 29 - 25 |                 |
|              | Males      | 2,007 | 11                    | -    | 41  | 114 | 212 | 235 | 311 | 275 | 196 | 186 | 157 | 127 | 69  | 51  | 14  | 4   | 4   |    |         | -               |
|              | Females    | 3,057 | 11                    | -    | 6   | 16  | 28  | 73  | 121 | 167 | 176 | 225 | 217 | 316 | 375 | 435 | 335 | 320 | 190 |    |         | 46              |
| 30 - 34      | Both Sexes | 6,265 | 15                    | 457  | 261 | 270 | 329 | 319 | 418 | 444 | 481 | 478 | 403 | 470 | 406 | 403 | 374 | 386 | 278 | 73 |         | 34 - 30         |
|              | Males      | 3,260 | 8                     | 396  | 235 | 232 | 291 | 258 | 331 | 331 | 314 | 262 | 199 | 185 | 101 | 59  | 35  | 16  | 2   | 5  |         |                 |
|              | Females    | 3,005 | 7                     | 61   | 26  | 38  | 38  | 61  | 87  | 113 | 167 | 216 | 204 | 285 | 305 | 344 | 339 | 370 | 276 | 68 |         |                 |
| 35 - 39      | Both Sexes | 5,902 | 9                     | 539  | 191 | 230 | 272 | 290 | 368 | 365 | 373 | 394 | 459 | 537 | 515 | 491 | 397 | 276 | 152 | 44 |         | 39 - 35         |
|              | Males      | 3,180 | 6                     | 432  | 160 | 195 | 237 | 238 | 285 | 248 | 265 | 257 | 259 | 237 | 177 | 111 | 51  | 16  | 5   | 1  |         |                 |
|              | Females    | 2,722 | 3                     | 107  | 31  | 35  | 35  | 52  | 83  | 117 | 108 | 137 | 200 | 300 | 338 | 380 | 346 | 260 | 147 | 43 |         |                 |
| 40 - 44      | Both Sexes | 4,932 | 2                     | 463  | 120 | 161 | 240 | 288 | 312 | 403 | 440 | 463 | 395 | 438 | 324 | 303 | 218 | 193 | 132 | 37 |         | 44 - 40         |
|              | Males      | 2,710 | 1                     | 314  | 90  | 133 | 196 | 239 | 254 | 292 | 307 | 273 | 219 | 173 | 114 | 56  | 28  | 17  | 3   | 1  |         |                 |
|              | Females    | 2,222 | 1                     | 149  | 30  | 28  | 44  | 49  | 58  | 111 | 133 | 190 | 176 | 265 | 210 | 247 | 190 | 176 | 129 | 36 |         |                 |
| 45 - 49      | Both Sexes | 3,758 | 10                    | 365  | 124 | 151 | 222 | 234 | 279 | 257 | 242 | 275 | 263 | 292 | 223 | 246 | 188 | 182 | 127 | 78 |         | 49 - 45         |
|              | Males      | 2,042 | 5                     | 235  | 99  | 124 | 187 | 205 | 215 | 175 | 158 | 175 | 149 | 119 | 90  | 63  | 26  | 11  | 3   | 3  |         |                 |
|              | Females    | 1,716 | 5                     | 130  | 25  | 27  | 35  | 29  | 64  | 82  | 84  | 100 | 114 | 173 | 133 | 183 | 162 | 171 | 124 | 75 |         |                 |

**Table 12 (Cont.): Ever Married Palestinian Population in Nablus Governorate by Sex, Current Age Group, Age at First Marriage and Type of Locality, 2007**

(Rural )

| Age Group    | Sex               | Total         | Age at First Marriage |              |            |              |              |              |              |              |              |              |              |              |              |              |              |              |              |            |         |
|--------------|-------------------|---------------|-----------------------|--------------|------------|--------------|--------------|--------------|--------------|--------------|--------------|--------------|--------------|--------------|--------------|--------------|--------------|--------------|--------------|------------|---------|
|              |                   |               | Not Stated            | + 30         | 29         | 28           | 27           | 26           | 25           | 24           | 23           | 22           | 21           | 20           | 19           | 18           | 17           | 16           | 15           |            |         |
| 50 - 54      | Both Sexes        | <b>2,635</b>  | 9                     | 245          | 55         | 88           | 115          | 119          | 160          | 146          | 165          | 218          | 179          | 246          | 197          | 206          | 182          | 150          | 95           | 60         | 54 - 50 |
|              | Males             | <b>1,365</b>  | 5                     | 158          | 40         | 74           | 95           | 94           | 115          | 112          | 104          | 130          | 108          | 109          | 96           | 66           | 29           | 15           | 10           | 5          |         |
|              | Females           | <b>1,270</b>  | 4                     | 87           | 15         | 14           | 20           | 25           | 45           | 34           | 61           | 88           | 71           | 137          | 101          | 140          | 153          | 135          | 85           | 55         |         |
| 55 - 59      | Both Sexes        | <b>1,966</b>  | 4                     | 182          | 40         | 57           | 93           | 86           | 144          | 142          | 146          | 190          | 152          | 174          | 140          | 149          | 107          | 76           | 54           | 30         | 59 - 55 |
|              | Males             | <b>1,023</b>  | 2                     | 119          | 32         | 46           | 73           | 61           | 107          | 95           | 81           | 120          | 82           | 78           | 50           | 38           | 26           | 9            | 4            | -          |         |
|              | Females           | <b>943</b>    | 2                     | 63           | 8          | 11           | 20           | 25           | 37           | 47           | 65           | 70           | 70           | 96           | 90           | 111          | 81           | 67           | 50           | 30         |         |
| 60 - 64      | Both Sexes        | <b>1,618</b>  | 8                     | 154          | 37         | 59           | 79           | 89           | 118          | 100          | 102          | 129          | 96           | 138          | 95           | 103          | 78           | 92           | 67           | 74         | 64 - 60 |
|              | Males             | <b>726</b>    | 2                     | 88           | 23         | 44           | 63           | 59           | 79           | 70           | 55           | 63           | 55           | 45           | 31           | 20           | 14           | 10           | 3            | 2          |         |
|              | Females           | <b>892</b>    | 6                     | 66           | 14         | 15           | 16           | 30           | 39           | 30           | 47           | 66           | 41           | 93           | 64           | 83           | 64           | 82           | 64           | 72         |         |
| 65 - 69      | Both Sexes        | <b>1,094</b>  | 8                     | 121          | 15         | 26           | 46           | 40           | 74           | 57           | 54           | 68           | 50           | 107          | 47           | 76           | 83           | 75           | 76           | 71         | 69 - 65 |
|              | Males             | <b>452</b>    | 3                     | 77           | 12         | 18           | 36           | 27           | 51           | 36           | 33           | 40           | 20           | 42           | 11           | 14           | 21           | 5            | 4            | 2          |         |
|              | Females           | <b>642</b>    | 5                     | 44           | 3          | 8            | 10           | 13           | 23           | 21           | 21           | 28           | 30           | 65           | 36           | 62           | 62           | 70           | 72           | 69         |         |
| 70 - 74      | Both Sexes        | <b>1,049</b>  | 13                    | 87           | 20         | 27           | 40           | 30           | 66           | 50           | 43           | 60           | 42           | 119          | 48           | 102          | 67           | 67           | 74           | 94         | 74 - 70 |
|              | Males             | <b>420</b>    | 1                     | 60           | 17         | 24           | 30           | 21           | 36           | 35           | 30           | 38           | 22           | 37           | 15           | 19           | 15           | 10           | 6            | 4          |         |
|              | Females           | <b>629</b>    | 12                    | 27           | 3          | 3            | 10           | 9            | 30           | 15           | 13           | 22           | 20           | 82           | 33           | 83           | 52           | 57           | 68           | 90         |         |
| 75 - 79      | Both Sexes        | <b>805</b>    | 16                    | 67           | 14         | 19           | 22           | 20           | 63           | 22           | 27           | 41           | 16           | 84           | 25           | 66           | 53           | 68           | 84           | 98         | 79 - 75 |
|              | Males             | <b>304</b>    | 5                     | 51           | 12         | 11           | 18           | 13           | 40           | 17           | 19           | 22           | 9            | 38           | 11           | 13           | 7            | 13           | 2            | 3          |         |
|              | Females           | <b>501</b>    | 11                    | 16           | 2          | 8            | 4            | 7            | 23           | 5            | 8            | 19           | 7            | 46           | 14           | 53           | 46           | 55           | 82           | 95         |         |
| 80 - 84      | Both Sexes        | <b>561</b>    | 10                    | 60           | 10         | 14           | 19           | 20           | 27           | 10           | 9            | 22           | 13           | 74           | 10           | 41           | 52           | 43           | 55           | 72         | 84 - 80 |
|              | Males             | <b>226</b>    | 5                     | 41           | 7          | 10           | 16           | 14           | 19           | 7            | 7            | 14           | 8            | 34           | 4            | 13           | 16           | 5            | 3            | 3          |         |
|              | Females           | <b>335</b>    | 5                     | 19           | 3          | 4            | 3            | 6            | 8            | 3            | 2            | 8            | 5            | 40           | 6            | 28           | 36           | 38           | 52           | 69         |         |
| 85 +         | Both Sexes        | <b>451</b>    | 17                    | 45           | 5          | 4            | 11           | 9            | 30           | 13           | 10           | 17           | 6            | 65           | 13           | 39           | 33           | 26           | 50           | 58         | + 85    |
|              | Males             | <b>185</b>    | 10                    | 34           | 4          | 3            | 9            | 8            | 23           | 7            | 8            | 10           | 4            | 29           | 4            | 10           | 8            | 7            | 2            | 5          |         |
|              | Females           | <b>266</b>    | 7                     | 11           | 1          | 1            | 2            | 1            | 7            | 6            | 2            | 7            | 2            | 36           | 9            | 29           | 25           | 19           | 48           | 53         |         |
| <b>Total</b> | <b>Both Sexes</b> | <b>39,852</b> | <b>160</b>            | <b>2,785</b> | <b>939</b> | <b>1,236</b> | <b>1,728</b> | <b>1,852</b> | <b>2,491</b> | <b>2,543</b> | <b>2,646</b> | <b>3,031</b> | <b>2,797</b> | <b>3,638</b> | <b>3,017</b> | <b>3,303</b> | <b>2,695</b> | <b>2,381</b> | <b>1,710</b> | <b>900</b> |         |
|              | <b>Males</b>      | <b>18,464</b> | <b>70</b>             | <b>2,005</b> | <b>772</b> | <b>1,028</b> | <b>1,463</b> | <b>1,472</b> | <b>1,866</b> | <b>1,756</b> | <b>1,652</b> | <b>1,704</b> | <b>1,389</b> | <b>1,351</b> | <b>833</b>   | <b>568</b>   | <b>303</b>   | <b>146</b>   | <b>52</b>    | <b>34</b>  |         |
|              | <b>Females</b>    | <b>21,388</b> | <b>90</b>             | <b>780</b>   | <b>167</b> | <b>208</b>   | <b>265</b>   | <b>380</b>   | <b>625</b>   | <b>787</b>   | <b>994</b>   | <b>1,327</b> | <b>1,408</b> | <b>2,287</b> | <b>2,184</b> | <b>2,735</b> | <b>2,392</b> | <b>2,235</b> | <b>1,658</b> | <b>866</b> |         |

**Table 12 (Cont.): Ever Married Palestinian Population in Nablus Governorate by Sex, Current Age Group, Age at First Marriage and Type of Locality, 2007**

(Camps )

| Age Group    | Sex        | Total | Age at First Marriage |      |    |    |    |     |     |     |     |     |     |     |     |     |     |    |    |         |         |                 |
|--------------|------------|-------|-----------------------|------|----|----|----|-----|-----|-----|-----|-----|-----|-----|-----|-----|-----|----|----|---------|---------|-----------------|
|              |            |       | Not Stated            | + 30 | 29 | 28 | 27 | 26  | 25  | 24  | 23  | 22  | 21  | 20  | 19  | 18  | 17  | 16 | 15 |         |         | 15 Less Than 15 |
| Less Than 15 | Both Sexes | 1     | -                     | -    | -  | -  | -  | -   | -   | -   | -   | -   | -   | -   | -   | -   | -   | -  | -  | 1       | 15      |                 |
|              | Males      | -     | -                     | -    | -  | -  | -  | -   | -   | -   | -   | -   | -   | -   | -   | -   | -   | -  | -  | -       |         | -               |
|              | Females    | 1     | -                     | -    | -  | -  | -  | -   | -   | -   | -   | -   | -   | -   | -   | -   | -   | -  | -  | -       |         | 1               |
| 15 - 19      | Both Sexes | 258   | 4                     | -    | -  | -  | -  | -   | -   | -   | -   | -   | -   | 21  | 45  | 69  | 64  | 42 | 13 | 19 - 15 |         |                 |
|              | Males      | 7     | -                     | -    | -  | -  | -  | -   | -   | -   | -   | -   | -   | 2   | 4   | 1   | -   | -  | -  |         | -       |                 |
|              | Females    | 251   | 4                     | -    | -  | -  | -  | -   | -   | -   | -   | -   | -   | 19  | 41  | 68  | 64  | 42 | 13 |         | -       |                 |
| 20 - 24      | Both Sexes | 877   | 2                     | -    | -  | -  | -  | -   | 17  | 61  | 62  | 90  | 147 | 108 | 118 | 95  | 94  | 63 | 20 | 24 - 20 |         |                 |
|              | Males      | 199   | -                     | -    | -  | -  | -  | -   | 13  | 34  | 28  | 36  | 47  | 22  | 8   | 7   | 4   | -  | -  |         | -       |                 |
|              | Females    | 678   | 2                     | -    | -  | -  | -  | -   | 4   | 27  | 34  | 54  | 100 | 86  | 110 | 88  | 90  | 63 | 20 |         | -       |                 |
| 25 - 29      | Both Sexes | 1,449 | 4                     | -    | 18 | 36 | 52 | 87  | 111 | 110 | 107 | 102 | 94  | 151 | 129 | 124 | 136 | 90 | 26 | 29 - 25 |         |                 |
|              | Males      | 552   | 3                     | -    | 16 | 31 | 43 | 64  | 81  | 66  | 54  | 53  | 42  | 46  | 28  | 10  | 11  | 1  | 2  |         | 1       |                 |
|              | Females    | 897   | 1                     | -    | 2  | 5  | 9  | 23  | 30  | 44  | 53  | 49  | 52  | 105 | 101 | 114 | 125 | 89 | 70 |         | 25      |                 |
| 30 - 34      | Both Sexes | 1,720 | 4                     | 117  | 66 | 67 | 91 | 96  | 97  | 127 | 114 | 152 | 110 | 126 | 137 | 128 | 98  | 98 | 70 | 22      | 34 - 30 |                 |
|              | Males      | 860   | 4                     | 104  | 56 | 57 | 70 | 74  | 77  | 89  | 77  | 83  | 57  | 45  | 43  | 16  | 2   | 4  | 1  | 1       |         |                 |
|              | Females    | 860   | -                     | 13   | 10 | 10 | 21 | 22  | 20  | 38  | 37  | 69  | 53  | 81  | 94  | 112 | 96  | 94 | 69 | 21      |         |                 |
| 35 - 39      | Both Sexes | 1,645 | 2                     | 183  | 64 | 80 | 85 | 100 | 103 | 103 | 117 | 100 | 99  | 135 | 139 | 128 | 89  | 74 | 34 | 10      | 39 - 35 |                 |
|              | Males      | 908   | 1                     | 138  | 56 | 65 | 75 | 84  | 79  | 72  | 83  | 58  | 54  | 56  | 40  | 34  | 11  | 1  | 1  | -       |         |                 |
|              | Females    | 737   | 1                     | 45   | 8  | 15 | 10 | 16  | 24  | 31  | 34  | 42  | 45  | 79  | 99  | 94  | 78  | 73 | 33 | 10      |         |                 |
| 40 - 44      | Both Sexes | 1,445 | 2                     | 161  | 40 | 63 | 78 | 98  | 112 | 107 | 113 | 137 | 101 | 115 | 72  | 93  | 56  | 52 | 35 | 10      | 44 - 40 |                 |
|              | Males      | 780   | 1                     | 111  | 27 | 51 | 64 | 84  | 83  | 77  | 68  | 81  | 44  | 42  | 12  | 19  | 11  | 3  | 1  | 1       |         |                 |
|              | Females    | 665   | 1                     | 50   | 13 | 12 | 14 | 14  | 29  | 30  | 45  | 56  | 57  | 73  | 60  | 74  | 45  | 49 | 34 | 9       |         |                 |
| 45 - 49      | Both Sexes | 1,014 | 1                     | 129  | 28 | 45 | 54 | 66  | 86  | 74  | 64  | 65  | 58  | 60  | 53  | 66  | 49  | 58 | 35 | 23      | 49 - 45 |                 |
|              | Males      | 552   | -                     | 80   | 25 | 32 | 43 | 53  | 59  | 61  | 48  | 43  | 32  | 25  | 19  | 17  | 6   | 9  | -  | -       |         |                 |
|              | Females    | 462   | 1                     | 49   | 3  | 13 | 11 | 13  | 27  | 13  | 16  | 22  | 26  | 35  | 34  | 49  | 43  | 49 | 35 | 23      |         |                 |

**Table 12 (Cont.): Ever Married Palestinian Population in Nablus Governorate by Sex, Current Age Group, Age at First Marriage and Type of Locality, 2007**  
(Camps )

| Age Group    | Sex               | Total         | Age at First Marriage |            |            |            |            |            |            |            |            |            |            |            |            |            |            |            |            |            |         |
|--------------|-------------------|---------------|-----------------------|------------|------------|------------|------------|------------|------------|------------|------------|------------|------------|------------|------------|------------|------------|------------|------------|------------|---------|
|              |                   |               | Not Stated            | + 30       | 29         | 28         | 27         | 26         | 25         | 24         | 23         | 22         | 21         | 20         | 19         | 18         | 17         | 16         | 15         |            |         |
| 50 - 54      | Both Sexes        | <b>638</b>    | 1                     | 82         | 14         | 18         | 26         | 45         | 33         | 31         | 33         | 36         | 35         | 55         | 37         | 61         | 45         | 35         | 29         | 22         | 54 - 50 |
|              | Males             | <b>301</b>    | 1                     | 49         | 11         | 15         | 22         | 32         | 23         | 22         | 25         | 24         | 19         | 24         | 16         | 10         | 6          | 2          | -          | -          |         |
|              | Females           | <b>337</b>    | -                     | 33         | 3          | 3          | 4          | 13         | 10         | 9          | 8          | 12         | 16         | 31         | 21         | 51         | 39         | 33         | 29         | 22         |         |
| 55 - 59      | Both Sexes        | <b>484</b>    | 2                     | 57         | 8          | 14         | 17         | 27         | 34         | 45         | 27         | 43         | 24         | 36         | 31         | 36         | 36         | 22         | 14         | 11         | 59 - 55 |
|              | Males             | <b>251</b>    | -                     | 37         | 6          | 10         | 14         | 24         | 30         | 37         | 19         | 27         | 19         | 8          | 9          | 5          | 3          | 3          | -          | -          |         |
|              | Females           | <b>233</b>    | 2                     | 20         | 2          | 4          | 3          | 3          | 4          | 8          | 8          | 16         | 5          | 28         | 22         | 31         | 33         | 19         | 14         | 11         |         |
| 60 - 64      | Both Sexes        | <b>532</b>    | 3                     | 51         | 9          | 8          | 31         | 17         | 41         | 42         | 26         | 32         | 21         | 56         | 37         | 41         | 26         | 38         | 30         | 23         | 64 - 60 |
|              | Males             | <b>226</b>    | 2                     | 32         | 9          | 8          | 26         | 12         | 26         | 25         | 14         | 13         | 12         | 24         | 11         | 2          | 2          | 6          | 2          | -          |         |
|              | Females           | <b>306</b>    | 1                     | 19         | -          | -          | 5          | 5          | 15         | 17         | 12         | 19         | 9          | 32         | 26         | 39         | 24         | 32         | 28         | 23         |         |
| 65 - 69      | Both Sexes        | <b>360</b>    | 3                     | 37         | 6          | 6          | 13         | 8          | 24         | 16         | 17         | 18         | 14         | 41         | 17         | 37         | 26         | 24         | 29         | 24         | 69 - 65 |
|              | Males             | <b>163</b>    | 2                     | 27         | 6          | 5          | 13         | 7          | 18         | 13         | 14         | 12         | 8          | 16         | 8          | 5          | 5          | 2          | 2          | -          |         |
|              | Females           | <b>197</b>    | 1                     | 10         | -          | 1          | -          | 1          | 6          | 3          | 3          | 6          | 6          | 25         | 9          | 32         | 21         | 22         | 27         | 24         |         |
| 70 - 74      | Both Sexes        | <b>277</b>    | 3                     | 28         | 2          | 4          | 10         | 7          | 16         | 15         | 11         | 14         | 9          | 32         | 10         | 39         | 22         | 17         | 22         | 16         | 74 - 70 |
|              | Males             | <b>122</b>    | 2                     | 26         | 2          | 2          | 7          | 6          | 13         | 9          | 9          | 9          | 7          | 8          | 5          | 9          | 5          | 2          | 1          | -          |         |
|              | Females           | <b>155</b>    | 1                     | 2          | -          | 2          | 3          | 1          | 3          | 6          | 2          | 5          | 2          | 24         | 5          | 30         | 17         | 15         | 21         | 16         |         |
| 75 - 79      | Both Sexes        | <b>167</b>    | 2                     | 20         | 4          | 7          | 4          | 3          | 8          | 7          | 5          | 6          | 3          | 21         | 7          | 14         | 9          | 17         | 13         | 17         | 79 - 75 |
|              | Males             | <b>81</b>     | -                     | 18         | 3          | 7          | 4          | 3          | 7          | 5          | 3          | 5          | 3          | 10         | 2          | 8          | -          | 2          | 1          | -          |         |
|              | Females           | <b>86</b>     | 2                     | 2          | 1          | -          | -          | -          | 1          | 2          | 2          | 1          | -          | 11         | 5          | 6          | 9          | 15         | 12         | 17         |         |
| 80 - 84      | Both Sexes        | <b>79</b>     | -                     | 10         | -          | 3          | 2          | -          | 7          | 1          | 2          | 2          | 1          | 14         | 3          | 5          | 4          | 11         | 5          | 9          | 84 - 80 |
|              | Males             | <b>39</b>     | -                     | 9          | -          | 2          | 1          | -          | 6          | 1          | 2          | 1          | 1          | 9          | 1          | 3          | -          | 2          | 1          | -          |         |
|              | Females           | <b>40</b>     | -                     | 1          | -          | 1          | 1          | -          | 1          | -          | -          | 1          | -          | 5          | 2          | 2          | 4          | 9          | 4          | 9          |         |
| 85 +         | Both Sexes        | <b>65</b>     | -                     | 4          | -          | 2          | 3          | 2          | 4          | -          | 2          | 3          | 2          | 9          | 1          | 3          | 5          | 6          | 14         | 5          | + 85    |
|              | Males             | <b>30</b>     | -                     | 4          | -          | 2          | 3          | 2          | 3          | -          | 2          | 1          | 2          | 5          | -          | 1          | 2          | 2          | -          | 1          |         |
|              | Females           | <b>35</b>     | -                     | -          | -          | -          | -          | -          | 1          | -          | -          | 2          | -          | 4          | 1          | 2          | 3          | 4          | 14         | 4          |         |
| <b>Total</b> | <b>Both Sexes</b> | <b>11,011</b> | <b>33</b>             | <b>879</b> | <b>259</b> | <b>353</b> | <b>466</b> | <b>556</b> | <b>676</b> | <b>695</b> | <b>699</b> | <b>772</b> | <b>661</b> | <b>998</b> | <b>802</b> | <b>938</b> | <b>765</b> | <b>700</b> | <b>507</b> | <b>252</b> |         |
|              | <b>Males</b>      | <b>5,071</b>  | <b>16</b>             | <b>635</b> | <b>217</b> | <b>287</b> | <b>385</b> | <b>445</b> | <b>505</b> | <b>490</b> | <b>452</b> | <b>438</b> | <b>336</b> | <b>365</b> | <b>218</b> | <b>151</b> | <b>72</b>  | <b>43</b>  | <b>12</b>  | <b>4</b>   |         |
|              | <b>Females</b>    | <b>5,940</b>  | <b>17</b>             | <b>244</b> | <b>42</b>  | <b>66</b>  | <b>81</b>  | <b>111</b> | <b>171</b> | <b>205</b> | <b>247</b> | <b>334</b> | <b>325</b> | <b>633</b> | <b>584</b> | <b>787</b> | <b>693</b> | <b>657</b> | <b>495</b> | <b>248</b> |         |

Table 13: Palestinian Population in Nablus Governorate by Age Group, Sex and Religion, 2007

| Age Group    | المجموع        |                |                | Religion and Sex |            |            |            |            |            |            |            |            |                |                |                |         |
|--------------|----------------|----------------|----------------|------------------|------------|------------|------------|------------|------------|------------|------------|------------|----------------|----------------|----------------|---------|
|              | Total          |                |                | Not Stated       |            |            | Others     |            |            | Christian  |            |            | Islam          |                |                |         |
|              | Females        | Males          | Both Sexes     | Females          | Males      | Both Sexes | Females    | Males      | Both Sexes | Females    | Males      | Both Sexes | Females        | Males          | Both Sexes     |         |
| 0 - 4        | 21,113         | 21,819         | 42,932         | -                | -          | -          | 15         | 20         | 35         | 17         | 31         | 48         | 21,081         | 21,768         | 42,849         | 4 - 0   |
| 5 - 9        | 20,519         | 21,420         | 41,939         | -                | -          | -          | 13         | 20         | 33         | 31         | 24         | 55         | 20,475         | 21,376         | 41,851         | 9 - 5   |
| 10 - 14      | 19,841         | 20,857         | 40,698         | -                | -          | -          | 8          | 16         | 24         | 25         | 27         | 52         | 19,808         | 20,814         | 40,622         | 14 - 10 |
| 15 - 19      | 17,789         | 18,664         | 36,453         | -                | -          | -          | 13         | 13         | 26         | 25         | 35         | 60         | 17,751         | 18,616         | 36,367         | 19 - 15 |
| 20 - 24      | 13,243         | 13,885         | 27,128         | -                | -          | -          | 9          | 16         | 25         | 23         | 31         | 54         | 13,211         | 13,838         | 27,049         | 24 - 20 |
| 25 - 29      | 11,385         | 11,700         | 23,085         | -                | -          | -          | 13         | 16         | 29         | 14         | 20         | 34         | 11,358         | 11,664         | 23,022         | 29 - 25 |
| 30 - 34      | 10,538         | 10,761         | 21,299         | -                | -          | -          | 20         | 16         | 36         | 18         | 13         | 31         | 10,500         | 10,732         | 21,232         | 34 - 30 |
| 35 - 39      | 9,238          | 9,677          | 18,915         | -                | -          | -          | 12         | 11         | 23         | 22         | 14         | 36         | 9,204          | 9,652          | 18,856         | 39 - 35 |
| 40 - 44      | 8,220          | 8,662          | 16,882         | -                | -          | -          | 9          | 13         | 22         | 33         | 17         | 50         | 8,178          | 8,632          | 16,810         | 44 - 40 |
| 45 - 49      | 6,069          | 6,647          | 12,716         | -                | -          | -          | 9          | 6          | 15         | 24         | 19         | 43         | 6,036          | 6,622          | 12,658         | 49 - 45 |
| 50 - 54      | 4,219          | 4,230          | 8,449          | -                | -          | -          | 8          | 10         | 18         | 27         | 16         | 43         | 4,184          | 4,204          | 8,388          | 54 - 50 |
| 55 - 59      | 3,207          | 3,343          | 6,550          | -                | -          | -          | 6          | 9          | 15         | 20         | 16         | 36         | 3,181          | 3,318          | 6,499          | 59 - 55 |
| 60 - 64      | 3,199          | 2,520          | 5,719          | -                | -          | -          | 4          | 10         | 14         | 19         | 15         | 34         | 3,176          | 2,495          | 5,671          | 64 - 60 |
| 65 - 69      | 2,316          | 1,611          | 3,927          | -                | -          | -          | 16         | 8          | 24         | 20         | 9          | 29         | 2,280          | 1,594          | 3,874          | 69 - 65 |
| 70 - 74      | 1,885          | 1,477          | 3,362          | -                | -          | -          | 6          | 3          | 9          | 12         | 11         | 23         | 1,867          | 1,463          | 3,330          | 74 - 70 |
| 75 - 79      | 1,346          | 948            | 2,294          | -                | -          | -          | 4          | 4          | 8          | 13         | 4          | 17         | 1,329          | 940            | 2,269          | 79 - 75 |
| 80 - 84      | 795            | 573            | 1,368          | -                | -          | -          | 3          | 3          | 6          | 8          | 5          | 13         | 784            | 565            | 1,349          | 84 - 80 |
| 85 - 89      | 363            | 240            | 603            | -                | -          | -          | 2          | -          | 2          | 4          | 3          | 7          | 357            | 237            | 594            | 89 - 85 |
| 90 - 94      | 122            | 94             | 216            | -                | -          | -          | -          | -          | -          | -          | -          | -          | 122            | 94             | 216            | 94 - 90 |
| 95 +         | 59             | 48             | 107            | -                | -          | -          | -          | -          | -          | -          | -          | -          | 59             | 48             | 107            | + 95    |
| Not Stated   | 561            | 570            | 1,131          | 414              | 393        | 807        | -          | -          | -          | -          | -          | -          | 147            | 177            | 324            |         |
| <b>Total</b> | <b>156,027</b> | <b>159,746</b> | <b>315,773</b> | <b>414</b>       | <b>393</b> | <b>807</b> | <b>170</b> | <b>194</b> | <b>364</b> | <b>355</b> | <b>310</b> | <b>665</b> | <b>155,088</b> | <b>158,849</b> | <b>313,937</b> |         |

**Table 14: Palestinian Population in Nablus Governorate by Age Group, Sex, Refugee Status and Type of Locality, 2007**

(Total )

| Age Group    | Total          |                |                | Not Stated |            |              | Non-Refugee    |                |                | Non-Registered Refugee |            |              | Registered Refugee |               |               |         |
|--------------|----------------|----------------|----------------|------------|------------|--------------|----------------|----------------|----------------|------------------------|------------|--------------|--------------------|---------------|---------------|---------|
|              | Females        | Males          | Both Sexes     | Females    | Males      | Both Sexes   | Females        | Males          | Both Sexes     | Females                | Males      | Both Sexes   | Females            | Males         | Both Sexes    |         |
| 0 - 4        | 21,113         | 21,819         | 42,932         | 28         | 28         | 56           | 15,411         | 15,968         | 31,379         | 93                     | 105        | 198          | 5,581              | 5,718         | 11,299        | 4 - 0   |
| 5 - 9        | 20,519         | 21,420         | 41,939         | 27         | 22         | 49           | 15,018         | 15,633         | 30,651         | 105                    | 105        | 210          | 5,369              | 5,660         | 11,029        | 9 - 5   |
| 10 - 14      | 19,841         | 20,857         | 40,698         | 35         | 23         | 58           | 14,522         | 15,295         | 29,817         | 97                     | 112        | 209          | 5,187              | 5,427         | 10,614        | 14 - 10 |
| 15 - 19      | 17,789         | 18,664         | 36,453         | 26         | 25         | 51           | 13,130         | 13,780         | 26,910         | 98                     | 89         | 187          | 4,535              | 4,770         | 9,305         | 19 - 15 |
| 20 - 24      | 13,243         | 13,885         | 27,128         | 19         | 31         | 50           | 9,824          | 10,273         | 20,097         | 98                     | 62         | 160          | 3,302              | 3,519         | 6,821         | 24 - 20 |
| 25 - 29      | 11,385         | 11,700         | 23,085         | 30         | 27         | 57           | 8,438          | 8,564          | 17,002         | 88                     | 73         | 161          | 2,829              | 3,036         | 5,865         | 29 - 25 |
| 30 - 34      | 10,538         | 10,761         | 21,299         | 14         | 14         | 28           | 7,903          | 7,965          | 15,868         | 77                     | 45         | 122          | 2,544              | 2,737         | 5,281         | 34 - 30 |
| 35 - 39      | 9,238          | 9,677          | 18,915         | 19         | 18         | 37           | 6,835          | 7,086          | 13,921         | 70                     | 52         | 122          | 2,314              | 2,521         | 4,835         | 39 - 35 |
| 40 - 44      | 8,220          | 8,662          | 16,882         | 15         | 11         | 26           | 5,976          | 6,253          | 12,229         | 85                     | 48         | 133          | 2,144              | 2,350         | 4,494         | 44 - 40 |
| 45 - 49      | 6,069          | 6,647          | 12,716         | 18         | 6          | 24           | 4,416          | 4,901          | 9,317          | 57                     | 29         | 86           | 1,578              | 1,711         | 3,289         | 49 - 45 |
| 50 - 54      | 4,219          | 4,230          | 8,449          | 5          | 9          | 14           | 3,115          | 3,166          | 6,281          | 27                     | 17         | 44           | 1,072              | 1,038         | 2,110         | 54 - 50 |
| 55 - 59      | 3,207          | 3,343          | 6,550          | 7          | 5          | 12           | 2,345          | 2,446          | 4,791          | 33                     | 22         | 55           | 822                | 870           | 1,692         | 59 - 55 |
| 60 - 64      | 3,199          | 2,520          | 5,719          | 10         | 1          | 11           | 2,145          | 1,804          | 3,949          | 42                     | 16         | 58           | 1,002              | 699           | 1,701         | 64 - 60 |
| 65 - 69      | 2,316          | 1,611          | 3,927          | 4          | 4          | 8            | 1,707          | 1,152          | 2,859          | 37                     | 18         | 55           | 568                | 437           | 1,005         | 69 - 65 |
| 70 - 74      | 1,885          | 1,477          | 3,362          | 7          | 2          | 9            | 1,393          | 1,092          | 2,485          | 40                     | 17         | 57           | 445                | 366           | 811           | 74 - 70 |
| 75 - 79      | 1,346          | 948            | 2,294          | 5          | 1          | 6            | 1,041          | 732            | 1,773          | 25                     | 16         | 41           | 275                | 199           | 474           | 79 - 75 |
| 80 - 84      | 795            | 573            | 1,368          | 6          | 1          | 7            | 597            | 452            | 1,049          | 13                     | 8          | 21           | 179                | 112           | 291           | 84 - 80 |
| 85 - 89      | 363            | 240            | 603            | 3          | 1          | 4            | 278            | 180            | 458            | 5                      | 3          | 8            | 77                 | 56            | 133           | 89 - 85 |
| 90 - 94      | 122            | 94             | 216            | 2          | -          | 2            | 91             | 73             | 164            | -                      | 1          | 1            | 29                 | 20            | 49            | 94 - 90 |
| 95 +         | 59             | 48             | 107            | -          | -          | -            | 48             | 36             | 84             | -                      | -          | -            | 11                 | 12            | 23            | + 95    |
| Not Stated   | 561            | 570            | 1,131          | 417        | 395        | 812          | 117            | 136            | 253            | 2                      | 3          | 5            | 25                 | 36            | 61            |         |
| <b>Total</b> | <b>156,027</b> | <b>159,746</b> | <b>315,773</b> | <b>697</b> | <b>624</b> | <b>1,321</b> | <b>114,350</b> | <b>116,987</b> | <b>231,337</b> | <b>1,092</b>           | <b>841</b> | <b>1,933</b> | <b>39,888</b>      | <b>41,294</b> | <b>81,182</b> |         |

Table 14 (Cont.): Palestinian Population in Nablus Governorate by Age Group, Sex, Refugee Status and Type of Locality, 2007

(Urban )

| Age Group    | Total         |               |                | Not Stated |            |            | Non-Refugee   |               |                | Non-Registered Refugee |            |              | Registered Refugee |               |               |         |
|--------------|---------------|---------------|----------------|------------|------------|------------|---------------|---------------|----------------|------------------------|------------|--------------|--------------------|---------------|---------------|---------|
|              | Females       | Males         | Both Sexes     | Females    | Males      | Both Sexes | Females       | Males         | Both Sexes     | Females                | Males      | Both Sexes   | Females            | Males         | Both Sexes    |         |
| 0 - 4        | 11,198        | 11,735        | 22,933         | 17         | 16         | 33         | 8,842         | 9,161         | 18,003         | 47                     | 72         | 119          | 2,292              | 2,486         | 4,778         | 4 - 0   |
| 5 - 9        | 11,071        | 11,621        | 22,692         | 18         | 13         | 31         | 8,728         | 9,103         | 17,831         | 70                     | 60         | 130          | 2,255              | 2,445         | 4,700         | 9 - 5   |
| 10 - 14      | 10,538        | 11,164        | 21,702         | 20         | 9          | 29         | 8,277         | 8,734         | 17,011         | 65                     | 76         | 141          | 2,176              | 2,345         | 4,521         | 14 - 10 |
| 15 - 19      | 9,503         | 9,843         | 19,346         | 12         | 10         | 22         | 7,477         | 7,765         | 15,242         | 65                     | 57         | 122          | 1,949              | 2,011         | 3,960         | 19 - 15 |
| 20 - 24      | 7,307         | 7,437         | 14,744         | 9          | 18         | 27         | 5,752         | 5,883         | 11,635         | 66                     | 32         | 98           | 1,480              | 1,504         | 2,984         | 24 - 20 |
| 25 - 29      | 6,434         | 6,414         | 12,848         | 20         | 13         | 33         | 5,085         | 5,037         | 10,122         | 51                     | 41         | 92           | 1,278              | 1,323         | 2,601         | 29 - 25 |
| 30 - 34      | 5,966         | 5,939         | 11,905         | 9          | 9          | 18         | 4,796         | 4,720         | 9,516          | 51                     | 31         | 82           | 1,110              | 1,179         | 2,289         | 34 - 30 |
| 35 - 39      | 5,237         | 5,394         | 10,631         | 14         | 12         | 26         | 4,103         | 4,231         | 8,334          | 45                     | 41         | 86           | 1,075              | 1,110         | 2,185         | 39 - 35 |
| 40 - 44      | 4,844         | 5,098         | 9,942          | 7          | 6          | 13         | 3,740         | 3,932         | 7,672          | 57                     | 33         | 90           | 1,040              | 1,127         | 2,167         | 44 - 40 |
| 45 - 49      | 3,519         | 4,015         | 7,534          | 13         | 5          | 18         | 2,723         | 3,167         | 5,890          | 36                     | 19         | 55           | 747                | 824           | 1,571         | 49 - 45 |
| 50 - 54      | 2,435         | 2,533         | 4,968          | 2          | 7          | 9          | 1,928         | 1,990         | 3,918          | 16                     | 14         | 30           | 489                | 522           | 1,011         | 54 - 50 |
| 55 - 59      | 1,875         | 2,055         | 3,930          | 5          | 2          | 7          | 1,457         | 1,593         | 3,050          | 24                     | 12         | 36           | 389                | 448           | 837           | 59 - 55 |
| 60 - 64      | 1,889         | 1,559         | 3,448          | 7          | 1          | 8          | 1,363         | 1,195         | 2,558          | 27                     | 13         | 40           | 492                | 350           | 842           | 64 - 60 |
| 65 - 69      | 1,402         | 989           | 2,391          | 3          | 3          | 6          | 1,109         | 769           | 1,878          | 27                     | 12         | 39           | 263                | 205           | 468           | 69 - 65 |
| 70 - 74      | 1,043         | 929           | 1,972          | 5          | 2          | 7          | 810           | 729           | 1,539          | 24                     | 14         | 38           | 204                | 184           | 388           | 74 - 70 |
| 75 - 79      | 721           | 555           | 1,276          | 2          | -          | 2          | 586           | 458           | 1,044          | 14                     | 10         | 24           | 119                | 87            | 206           | 79 - 75 |
| 80 - 84      | 399           | 307           | 706            | 6          | 1          | 7          | 310           | 251           | 561            | 9                      | 4          | 13           | 74                 | 51            | 125           | 84 - 80 |
| 85 - 89      | 163           | 101           | 264            | 1          | -          | 1          | 132           | 84            | 216            | 4                      | 2          | 6            | 26                 | 15            | 41            | 89 - 85 |
| 90 - 94      | 48            | 41            | 89             | 2          | -          | 2          | 35            | 37            | 72             | -                      | -          | -            | 11                 | 4             | 15            | 94 - 90 |
| 95 +         | 23            | 21            | 44             | -          | -          | -          | 20            | 18            | 38             | -                      | -          | -            | 3                  | 3             | 6             | + 95    |
| Not Stated   | 450           | 442           | 892            | 347        | 319        | 666        | 92            | 104           | 196            | 1                      | 3          | 4            | 10                 | 16            | 26            |         |
| <b>Total</b> | <b>86,065</b> | <b>88,192</b> | <b>174,257</b> | <b>519</b> | <b>446</b> | <b>965</b> | <b>67,365</b> | <b>68,961</b> | <b>136,326</b> | <b>699</b>             | <b>546</b> | <b>1,245</b> | <b>17,482</b>      | <b>18,239</b> | <b>35,721</b> |         |

**Table 14 (Cont.): Palestinian Population in Nablus Governorate by Age Group, Sex, Refugee Status and Type of Locality, 2007**

(Rural )

| Age Group    | Total         |               |                | Not Stated |            |            | Non-Refugee   |               |               | Non-Registered Refugee |            |            | Registered Refugee |              |               |         |
|--------------|---------------|---------------|----------------|------------|------------|------------|---------------|---------------|---------------|------------------------|------------|------------|--------------------|--------------|---------------|---------|
|              | Females       | Males         | Both Sexes     | Females    | Males      | Both Sexes | Females       | Males         | Both Sexes    | Females                | Males      | Both Sexes | Females            | Males        | Both Sexes    |         |
| 0 - 4        | 7,675         | 7,928         | 15,603         | 11         | 11         | 22         | 6,555         | 6,788         | 13,343        | 35                     | 24         | 59         | 1,074              | 1,105        | 2,179         | 4 - 0   |
| 5 - 9        | 7,359         | 7,679         | 15,038         | 9          | 9          | 18         | 6,267         | 6,509         | 12,776        | 28                     | 34         | 62         | 1,055              | 1,127        | 2,182         | 9 - 5   |
| 10 - 14      | 7,337         | 7,716         | 15,053         | 15         | 14         | 29         | 6,228         | 6,550         | 12,778        | 25                     | 31         | 56         | 1,069              | 1,121        | 2,190         | 14 - 10 |
| 15 - 19      | 6,577         | 7,072         | 13,649         | 13         | 15         | 28         | 5,603         | 6,004         | 11,607        | 21                     | 24         | 45         | 940                | 1,029        | 1,969         | 19 - 15 |
| 20 - 24      | 4,690         | 5,153         | 9,843          | 10         | 13         | 23         | 3,958         | 4,378         | 8,336         | 23                     | 27         | 50         | 699                | 735          | 1,434         | 24 - 20 |
| 25 - 29      | 3,805         | 4,136         | 7,941          | 9          | 14         | 23         | 3,192         | 3,521         | 6,713         | 28                     | 23         | 51         | 576                | 578          | 1,154         | 29 - 25 |
| 30 - 34      | 3,528         | 3,788         | 7,316          | 5          | 4          | 9          | 2,967         | 3,238         | 6,205         | 17                     | 12         | 29         | 539                | 534          | 1,073         | 34 - 30 |
| 35 - 39      | 3,076         | 3,316         | 6,392          | 5          | 6          | 11         | 2,631         | 2,849         | 5,480         | 15                     | 10         | 25         | 425                | 451          | 876           | 39 - 35 |
| 40 - 44      | 2,574         | 2,749         | 5,323          | 8          | 5          | 13         | 2,163         | 2,317         | 4,480         | 20                     | 13         | 33         | 383                | 414          | 797           | 44 - 40 |
| 45 - 49      | 1,993         | 2,068         | 4,061          | 5          | 1          | 6          | 1,641         | 1,730         | 3,371         | 13                     | 8          | 21         | 334                | 329          | 663           | 49 - 45 |
| 50 - 54      | 1,407         | 1,385         | 2,792          | 3          | 2          | 5          | 1,163         | 1,175         | 2,338         | 8                      | 2          | 10         | 233                | 206          | 439           | 54 - 50 |
| 55 - 59      | 1,072         | 1,032         | 2,104          | 2          | 3          | 5          | 876           | 849           | 1,725         | 7                      | 8          | 15         | 187                | 172          | 359           | 59 - 55 |
| 60 - 64      | 974           | 732           | 1,706          | 3          | -          | 3          | 773           | 609           | 1,382         | 12                     | 2          | 14         | 186                | 121          | 307           | 64 - 60 |
| 65 - 69      | 706           | 457           | 1,163          | 1          | 1          | 2          | 594           | 382           | 976           | 8                      | 6          | 14         | 103                | 68           | 171           | 69 - 65 |
| 70 - 74      | 679           | 425           | 1,104          | 2          | -          | 2          | 578           | 362           | 940           | 15                     | 2          | 17         | 84                 | 61           | 145           | 74 - 70 |
| 75 - 79      | 536           | 310           | 846            | 3          | 1          | 4          | 455           | 274           | 729           | 10                     | 6          | 16         | 68                 | 29           | 97            | 79 - 75 |
| 80 - 84      | 354           | 226           | 580            | -          | -          | -          | 286           | 201           | 487           | 4                      | 4          | 8          | 64                 | 21           | 85            | 84 - 80 |
| 85 - 89      | 173           | 118           | 291            | 2          | 1          | 3          | 146           | 96            | 242           | 1                      | 1          | 2          | 24                 | 20           | 44            | 89 - 85 |
| 90 - 94      | 68            | 48            | 116            | -          | -          | -          | 56            | 36            | 92            | -                      | 1          | 1          | 12                 | 11           | 23            | 94 - 90 |
| 95 +         | 32            | 23            | 55             | -          | -          | -          | 28            | 18            | 46            | -                      | -          | -          | 4                  | 5            | 9             | + 95    |
| Not Stated   | 93            | 105           | 198            | 63         | 64         | 127        | 25            | 32            | 57            | -                      | -          | -          | 5                  | 9            | 14            |         |
| <b>Total</b> | <b>54,708</b> | <b>56,466</b> | <b>111,174</b> | <b>169</b> | <b>164</b> | <b>333</b> | <b>46,185</b> | <b>47,918</b> | <b>94,103</b> | <b>290</b>             | <b>238</b> | <b>528</b> | <b>8,064</b>       | <b>8,146</b> | <b>16,210</b> |         |



Table 14 (Cont.): Palestinian Population in Nablus Governorate by Age Group, Sex, Refugee Status and Type of Locality, 2007

(Camps )

| Age Group    | Total         |               |               | Not Stated |           |            | Non-Refugee |            |            | Non-Registered Refugee |           |            | Registered Refugee |               |               |         |
|--------------|---------------|---------------|---------------|------------|-----------|------------|-------------|------------|------------|------------------------|-----------|------------|--------------------|---------------|---------------|---------|
|              | Females       | Males         | Both Sexes    | Females    | Males     | Both Sexes | Females     | Males      | Both Sexes | Females                | Males     | Both Sexes | Females            | Males         | Both Sexes    |         |
| 0 - 4        | 2,240         | 2,156         | 4,396         | -          | 1         | 1          | 14          | 19         | 33         | 11                     | 9         | 20         | 2,215              | 2,127         | 4,342         | 4 - 0   |
| 5 - 9        | 2,089         | 2,120         | 4,209         | -          | -         | -          | 23          | 21         | 44         | 7                      | 11        | 18         | 2,059              | 2,088         | 4,147         | 9 - 5   |
| 10 - 14      | 1,966         | 1,977         | 3,943         | -          | -         | -          | 17          | 11         | 28         | 7                      | 5         | 12         | 1,942              | 1,961         | 3,903         | 14 - 10 |
| 15 - 19      | 1,709         | 1,749         | 3,458         | 1          | -         | 1          | 50          | 11         | 61         | 12                     | 8         | 20         | 1,646              | 1,730         | 3,376         | 19 - 15 |
| 20 - 24      | 1,246         | 1,295         | 2,541         | -          | -         | -          | 114         | 12         | 126        | 9                      | 3         | 12         | 1,123              | 1,280         | 2,403         | 24 - 20 |
| 25 - 29      | 1,146         | 1,150         | 2,296         | 1          | -         | 1          | 161         | 6          | 167        | 9                      | 9         | 18         | 975                | 1,135         | 2,110         | 29 - 25 |
| 30 - 34      | 1,044         | 1,034         | 2,078         | -          | 1         | 1          | 140         | 7          | 147        | 9                      | 2         | 11         | 895                | 1,024         | 1,919         | 34 - 30 |
| 35 - 39      | 925           | 967           | 1,892         | -          | -         | -          | 101         | 6          | 107        | 10                     | 1         | 11         | 814                | 960           | 1,774         | 39 - 35 |
| 40 - 44      | 802           | 815           | 1,617         | -          | -         | -          | 73          | 4          | 77         | 8                      | 2         | 10         | 721                | 809           | 1,530         | 44 - 40 |
| 45 - 49      | 557           | 564           | 1,121         | -          | -         | -          | 52          | 4          | 56         | 8                      | 2         | 10         | 497                | 558           | 1,055         | 49 - 45 |
| 50 - 54      | 377           | 312           | 689           | -          | -         | -          | 24          | 1          | 25         | 3                      | 1         | 4          | 350                | 310           | 660           | 54 - 50 |
| 55 - 59      | 260           | 256           | 516           | -          | -         | -          | 12          | 4          | 16         | 2                      | 2         | 4          | 246                | 250           | 496           | 59 - 55 |
| 60 - 64      | 336           | 229           | 565           | -          | -         | -          | 9           | -          | 9          | 3                      | 1         | 4          | 324                | 228           | 552           | 64 - 60 |
| 65 - 69      | 208           | 165           | 373           | -          | -         | -          | 4           | 1          | 5          | 2                      | -         | 2          | 202                | 164           | 366           | 69 - 65 |
| 70 - 74      | 163           | 123           | 286           | -          | -         | -          | 5           | 1          | 6          | 1                      | 1         | 2          | 157                | 121           | 278           | 74 - 70 |
| 75 - 79      | 89            | 83            | 172           | -          | -         | -          | -           | -          | -          | 1                      | -         | 1          | 88                 | 83            | 171           | 79 - 75 |
| 80 - 84      | 42            | 40            | 82            | -          | -         | -          | 1           | -          | 1          | -                      | -         | -          | 41                 | 40            | 81            | 84 - 80 |
| 85 - 89      | 27            | 21            | 48            | -          | -         | -          | -           | -          | -          | -                      | -         | -          | 27                 | 21            | 48            | 89 - 85 |
| 90 - 94      | 6             | 5             | 11            | -          | -         | -          | -           | -          | -          | -                      | -         | -          | 6                  | 5             | 11            | 94 - 90 |
| 95 +         | 4             | 4             | 8             | -          | -         | -          | -           | -          | -          | -                      | -         | -          | 4                  | 4             | 8             | + 95    |
| Not Stated   | 18            | 23            | 41            | 7          | 12        | 19         | -           | -          | -          | 1                      | -         | 1          | 10                 | 11            | 21            |         |
| <b>Total</b> | <b>15,254</b> | <b>15,088</b> | <b>30,342</b> | <b>9</b>   | <b>14</b> | <b>23</b>  | <b>800</b>  | <b>108</b> | <b>908</b> | <b>103</b>             | <b>57</b> | <b>160</b> | <b>14,342</b>      | <b>14,909</b> | <b>29,251</b> |         |

**Table 15: Ever Married Palestinian Women (12 Years and Over) in Nablus Governorate by Age Group, Number of Births Ever Born Alive by Sex and Type of Locality, 2007**

(Total )

| Age Group & Sex of Births | Total Number of Births Ever Born Alive |                |                | ( 12)<br>Total of Ever Married Women (12 Years and Over) | Ever Married Women with Indicated Number of Births Ever Born Alive by Sex |              |              |              |              |              |              |              |              |              |              |              |   |         |         |
|---------------------------|--|----------------|----------------|--|---|--------------|--------------|--------------|--------------|--------------|--------------|--------------|--------------|--------------|--------------|--------------|---|---------|---------|
|                           | Females                                | Males          | Both Sexes     |  | Not Stated  | +10          | 9            | 8            | 7            | 6            | 5            | 4            | 3            | 2            | 1            | 0            |   |         |         |
| <b>Births Both Sexes</b>  |  |                |                |  |   |              |              |              |              |              |              |              |              |              |              |              |   |         |         |
| 12 - 14                   | -                                      | -              | -              | 6  | -   | -            | -            | -            | -            | -            | -            | -            | -            | -            | -            | -            | - | 6       | 14 - 12 |
| 15 - 19                   | 561                                    | 596            | 1,157          | 1,997  | 13  | -            | -            | -            | -            | -            | -            | -            | 17           | 214          | 678          | 1,075        |   | 19 - 15 |         |
| 20 -24                    | 5,147                                  | 5,507          | 10,654         | 6,965  | 37  | -            | -            | -            | -            | 5            | 54           | 286          | 1,046        | 2,050        | 1,972        | 1,515        |   | 24 - 20 |         |
| 25 - 29                   | 12,492                                 | 12,912         | 25,404         | 9,112  | 32  | 1            | 2            | 16           | 42           | 222          | 763          | 1,871        | 2,463        | 1,982        | 968          | 750          |   | 29 - 25 |         |
| 30 - 34                   | 17,592                                 | 18,772         | 36,364         | 9,120  | 28  | 26           | 40           | 188          | 425          | 933          | 1,808        | 2,331        | 1,731        | 864          | 374          | 372          |   | 34 - 30 |         |
| 35 - 39                   | 19,043                                 | 19,925         | 38,968         | 7,997  | 29  | 140          | 229          | 424          | 766          | 1,335        | 1,742        | 1,649        | 799          | 355          | 237          | 292          |   | 39 - 35 |         |
| 40 - 44                   | 18,378                                 | 19,851         | 38,229         | 7,111  | 21  | 346          | 336          | 567          | 886          | 1,207        | 1,323        | 1,082        | 580          | 284          | 191          | 288          |   | 44 - 40 |         |
| 45 - 49                   | 14,734                                 | 15,682         | 30,416         | 5,189  | 23  | 520          | 380          | 522          | 678          | 764          | 743          | 613          | 329          | 194          | 134          | 289          |   | 49 - 45 |         |
| 50 - 54                   | 11,698                                 | 12,885         | 24,583         | 3,745  | 28  | 667          | 355          | 397          | 496          | 487          | 428          | 315          | 176          | 109          | 90           | 197          |   | 54 - 50 |         |
| 55 - 59                   | 9,459                                  | 10,085         | 19,544         | 2,827  | 28  | 626          | 258          | 340          | 340          | 348          | 270          | 211          | 132          | 74           | 66           | 134          |   | 59 - 55 |         |
| 60 - 64                   | 10,157                                 | 10,855         | 21,012         | 2,893  | 32  | 799          | 301          | 267          | 335          | 305          | 239          | 197          | 132          | 82           | 65           | 139          |   | 64 - 60 |         |
| 65+                       | 22,825                                 | 25,124         | 47,949         | 6,284  | 206   | 2,037        | 679          | 701          | 639          | 520          | 453          | 344          | 223          | 143          | 114          | 225          |   | +65     |         |
| <b>Total</b>              | <b>142,086</b>                         | <b>152,194</b> | <b>294,280</b> | <b>63,246</b>  | <b>477</b>  | <b>5,162</b> | <b>2,580</b> | <b>3,422</b> | <b>4,607</b> | <b>6,126</b> | <b>7,823</b> | <b>8,899</b> | <b>7,628</b> | <b>6,351</b> | <b>4,889</b> | <b>5,282</b> |   |         |         |

2007

( 12)

:( ) 15

**Table 15 (Cont.): Ever Married Palestinian Women (12 Years and Over) in Nablus Governorate by Age Group, Number of Births Ever Born Alive by Sex and Type of Locality, 2007**

(Total )

| Age Group & Sex of Births | Total Number of Births Ever Born Alive |                |               | ( 12)<br>Total of Ever Married Women (12 Years and Over) | Ever Married Women with Indicated Number of Births Ever Born Alive by Sex |            |            |              |              |              |              |               |               |               |               |   |         |         |
|---------------------------|--|----------------|---------------|--|---|------------|------------|--------------|--------------|--------------|--------------|---------------|---------------|---------------|---------------|---|---------|---------|
|                           | Females                                | Males          | Both Sexes    |  | Not Stated  | +10        | 9          | 8            | 7            | 6            | 5            | 4             | 3             | 2             | 1             | 0 |         |         |
| <b>Births Males</b>       |  |                |               |  |   |            |            |              |              |              |              |               |               |               |               |   |         |         |
| 12 - 14                   | -                                      | -              | 6             | -  | -   | -          | -          | -            | -            | -            | -            | -             | -             | -             | -             | - | 6       | 14 - 12 |
| 15 - 19                   | 596                                    | 596            | 1,997         | 13   | -   | -          | -          | -            | -            | -            | -            | 4             | 59            | 466           | 1,455         |   | 19 - 15 |         |
| 20 -24                    | 5,507                                  | 5,507          | 6,965         | 37   | -   | -          | -          | -            | -            | 3            | 30           | 218           | 1,099         | 2,520         | 3,058         |   | 24 - 20 |         |
| 25 - 29                   | 12,912                                 | 12,912         | 9,112         | 32   | -   | -          | -          | 1            | 8            | 44           | 255          | 1,100         | 2,641         | 3,035         | 1,996         |   | 29 - 25 |         |
| 30 - 34                   | 18,772                                 | 18,772         | 9,120         | 28   | -   | -          | 4          | 15           | 60           | 219          | 848          | 1,949         | 2,964         | 2,013         | 1,020         |   | 34 - 30 |         |
| 35 - 39                   | 19,925                                 | 19,925         | 7,997         | 29   | -   | 4          | 17         | 56           | 150          | 394          | 1,095        | 2,071         | 2,334         | 1,230         | 617           |   | 39 - 35 |         |
| 40 - 44                   | 19,851                                 | 19,851         | 7,111         | 21   | 3   | 14         | 41         | 97           | 245          | 553          | 1,177        | 1,738         | 1,801         | 928           | 493           |   | 44 - 40 |         |
| 45 - 49                   | 15,682                                 | 15,682         | 5,189         | 23   | 7   | 13         | 53         | 127          | 287          | 576          | 846          | 1,146         | 1,082         | 588           | 441           |   | 49 - 45 |         |
| 50 - 54                   | 12,885                                 | 12,885         | 3,745         | 28   | 15  | 35         | 69         | 170          | 304          | 468          | 643          | 764           | 666           | 308           | 275           |   | 54 - 50 |         |
| 55 - 59                   | 10,085                                 | 10,085         | 2,827         | 28   | 20  | 34         | 65         | 128          | 233          | 369          | 535          | 551           | 444           | 226           | 194           |   | 59 - 55 |         |
| 60 - 64                   | 10,855                                 | 10,855         | 2,893         | 32   | 36  | 39         | 77         | 181          | 281          | 397          | 475          | 538           | 430           | 200           | 207           |   | 64 - 60 |         |
| 65+                       | 25,124                                 | 25,124         | 6,284         | 206  | 81  | 131        | 260        | 419          | 695          | 925          | 1,087        | 1,034         | 714           | 390           | 342           |   | +65     |         |
| <b>Total</b>              | <b>152,194</b>                         | <b>152,194</b> | <b>63,246</b> | <b>477</b>   | <b>162</b>  | <b>270</b> | <b>586</b> | <b>1,194</b> | <b>2,263</b> | <b>3,948</b> | <b>6,991</b> | <b>11,113</b> | <b>14,234</b> | <b>11,904</b> | <b>10,104</b> |   |         |         |

2007

( 12)

:( ) 15

**Table 15 (Cont.): Ever Married Palestinian Women (12 Years and Over) in Nablus Governorate by Age Group, Number of Births Ever Born Alive by Sex and Type of Locality, 2007**

(Total )

| Age Group & Sex of Births | Total Number of Births Ever Born Alive |                |               | ( 12)<br>Total of Ever Married Women (12 Years and Over) | Ever Married Women with Indicated Number of Births Ever Born Alive by Sex |            |            |              |              |              |              |              |               |               |               |   |         |         |
|---------------------------|--|----------------|---------------|--|---|------------|------------|--------------|--------------|--------------|--------------|--------------|---------------|---------------|---------------|---|---------|---------|
|                           | Females                                | Males          | Both Sexes    |  | Not Stated  | +10        | 9          | 8            | 7            | 6            | 5            | 4            | 3             | 2             | 1             | 0 |         |         |
| <b>Births Females</b>     |  |                |               |  |   |            |            |              |              |              |              |              |               |               |               |   |         |         |
| 12 - 14                   | -                                      | -              | 6             | -  | -   | -          | -          | -            | -            | -            | -            | -            | -             | -             | -             | - | 6       | 14 - 12 |
| 15 - 19                   | 561                                    | 561            | 1,997         | 13   | -   | -          | -          | -            | -            | -            | -            | 2            | 50            | 455           | 1,477         |   | 19 - 15 |         |
| 20 -24                    | 5,147                                  | 5,147          | 6,965         | 37   | -   | -          | -          | -            | -            | 3            | 39           | 225          | 917           | 2,467         | 3,277         |   | 24 - 20 |         |
| 25 - 29                   | 12,492                                 | 12,492         | 9,112         | 32   | -   | -          | -          | 5            | 17           | 76           | 321          | 1,007        | 2,291         | 3,088         | 2,275         |   | 29 - 25 |         |
| 30 - 34                   | 17,592                                 | 17,592         | 9,120         | 28   | -   | 2          | 2          | 29           | 96           | 291          | 748          | 1,623        | 2,499         | 2,465         | 1,337         |   | 34 - 30 |         |
| 35 - 39                   | 19,043                                 | 19,043         | 7,997         | 29   | -   | 9          | 28         | 85           | 208          | 517          | 981          | 1,577        | 1,979         | 1,697         | 887           |   | 39 - 35 |         |
| 40 - 44                   | 18,378                                 | 18,378         | 7,111         | 21   | 2   | 21         | 58         | 131          | 253          | 571          | 908          | 1,381        | 1,660         | 1,317         | 788           |   | 44 - 40 |         |
| 45 - 49                   | 14,734                                 | 14,734         | 5,189         | 23   | 11  | 35         | 55         | 155          | 280          | 453          | 738          | 971          | 1,092         | 786           | 590           |   | 49 - 45 |         |
| 50 - 54                   | 11,698                                 | 11,698         | 3,745         | 28   | 18  | 40         | 64         | 147          | 259          | 391          | 555          | 677          | 677           | 497           | 392           |   | 54 - 50 |         |
| 55 - 59                   | 9,459                                  | 9,459          | 2,827         | 28   | 28  | 51         | 58         | 134          | 197          | 300          | 469          | 491          | 468           | 337           | 266           |   | 59 - 55 |         |
| 60 - 64                   | 10,157                                 | 10,157         | 2,893         | 32   | 40  | 37         | 87         | 145          | 248          | 352          | 442          | 486          | 451           | 318           | 255           |   | 64 - 60 |         |
| 65+                       | 22,825                                 | 22,825         | 6,284         | 206  | 84  | 88         | 194        | 351          | 589          | 835          | 1,013        | 1,010        | 897           | 549           | 468           |   | +65     |         |
| <b>Total</b>              | <b>142,086</b>                         | <b>142,086</b> | <b>63,246</b> | <b>477</b>   | <b>183</b>  | <b>283</b> | <b>546</b> | <b>1,182</b> | <b>2,147</b> | <b>3,789</b> | <b>6,214</b> | <b>9,450</b> | <b>12,981</b> | <b>13,976</b> | <b>12,018</b> |   |         |         |

2007

( 12)

:( ) 15

**Table 15 (Cont.): Ever Married Palestinian Women (12 Years and Over) in Nablus Governorate by Age Group, Number of Births Ever Born Alive by Sex and Type of Locality, 2007**

(Urban )

| Age Group & Sex of Births | Total Number of Births Ever Born Alive |               |                | ( 12)<br>Total of Ever Married Women (12 Years and Over) | Ever Married Women with Indicated Number of Births Ever Born Alive by Sex |              |              |              |              |              |              |              |              |              |              |              |   |         |         |
|---------------------------|--|---------------|----------------|--|---|--------------|--------------|--------------|--------------|--------------|--------------|--------------|--------------|--------------|--------------|--------------|---|---------|---------|
|                           | Females                                | Males         | Both Sexes     |  | Not Stated  | +10          | 9            | 8            | 7            | 6            | 5            | 4            | 3            | 2            | 1            | 0            |   |         |         |
| <b>Births Both Sexes</b>  |  |               |                |  |   |              |              |              |              |              |              |              |              |              |              |              |   |         |         |
| 12 - 14                   | -                                      | -             | -              | 4  | -   | -            | -            | -            | -            | -            | -            | -            | -            | -            | -            | -            | - | 4       | 14 - 12 |
| 15 - 19                   | 305                                    | 322           | 627            | 1,056  | 6   | -            | -            | -            | -            | -            | -            | -            | 8            | 113          | 377          | 552          |   | 19 - 15 |         |
| 20 - 24                   | 2,686                                  | 2,922         | 5,608          | 3,790  | 16  | -            | -            | -            | -            | 3            | 27           | 127          | 535          | 1,115        | 1,112        | 855          |   | 24 - 20 |         |
| 25 - 29                   | 6,770                                  | 6,992         | 13,762         | 5,158  | 14  | -            | 1            | 4            | 11           | 89           | 361          | 973          | 1,464        | 1,220        | 581          | 440          |   | 29 - 25 |         |
| 30 - 34                   | 9,562                                  | 10,183        | 19,745         | 5,255  | 17  | 9            | 15           | 59           | 142          | 425          | 1,003        | 1,413        | 1,152        | 567          | 242          | 211          |   | 34 - 30 |         |
| 35 - 39                   | 9,907                                  | 10,597        | 20,504         | 4,538  | 17  | 38           | 72           | 140          | 328          | 661          | 1,039        | 1,137        | 569          | 248          | 127          | 162          |   | 39 - 35 |         |
| 40 - 44                   | 10,081                                 | 10,861        | 20,942         | 4,224  | 16  | 90           | 138          | 240          | 462          | 694          | 901          | 773          | 440          | 197          | 106          | 167          |   | 44 - 40 |         |
| 45 - 49                   | 7,913                                  | 8,279         | 16,192         | 3,011  | 12  | 176          | 165          | 254          | 348          | 472          | 514          | 456          | 243          | 132          | 76           | 163          |   | 49 - 45 |         |
| 50 - 54                   | 6,167                                  | 6,723         | 12,890         | 2,138  | 15  | 245          | 163          | 208          | 295          | 326          | 303          | 233          | 126          | 67           | 48           | 109          |   | 54 - 50 |         |
| 55 - 59                   | 5,075                                  | 5,414         | 10,489         | 1,651  | 14  | 250          | 134          | 191          | 202          | 240          | 193          | 168          | 99           | 44           | 41           | 75           |   | 59 - 55 |         |
| 60 - 64                   | 5,566                                  | 5,951         | 11,517         | 1,695  | 19  | 374          | 148          | 153          | 225          | 206          | 159          | 151          | 90           | 54           | 41           | 75           |   | 64 - 60 |         |
| 65+                       | 11,833                                 | 13,129        | 24,962         | 3,398  | 123   | 1,000        | 359          | 374          | 366          | 291          | 278          | 205          | 127          | 76           | 57           | 142          |   | +65     |         |
| <b>Total</b>              | <b>75,865</b>                          | <b>81,373</b> | <b>157,238</b> | <b>35,918</b>  | <b>269</b>  | <b>2,182</b> | <b>1,195</b> | <b>1,623</b> | <b>2,379</b> | <b>3,407</b> | <b>4,778</b> | <b>5,636</b> | <b>4,853</b> | <b>3,833</b> | <b>2,808</b> | <b>2,955</b> |   |         |         |

2007

( 12)

:( ) 15

**Table 15 (Cont.): Ever Married Palestinian Women (12 Years and Over) in Nablus Governorate by Age Group, Number of Births Ever Born Alive by Sex and Type of Locality, 2007**

(Urban )

| Age Group & Sex of Births | Total Number of Births Ever Born Alive |               |               | ( 12)<br>Total of Ever Married Women (12 Years and Over) | Ever Married Women with Indicated Number of Births Ever Born Alive by Sex |            |            |            |              |              |              |              |              |              |              |         |         |         |
|---------------------------|--|---------------|---------------|--|---|------------|------------|------------|--------------|--------------|--------------|--------------|--------------|--------------|--------------|---------|---------|---------|
|                           | Females                                | Males         | Both Sexes    |  | Not Stated  | +10        | 9          | 8          | 7            | 6            | 5            | 4            | 3            | 2            | 1            | 0       |         |         |
| <b>Births Males</b>       |  |               |               |  |   |            |            |            |              |              |              |              |              |              |              |         |         |         |
| 12 - 14                   | -                                      | -             | 4             | -  | -   | -          | -          | -          | -            | -            | -            | -            | -            | -            | -            | -       | 4       | 14 - 12 |
| 15 - 19                   | 322                                    | 322           | 1,056         | 6  | -   | -          | -          | -          | -            | -            | -            | -            | 1            | 32           | 255          | 762     | 19 - 15 |         |
| 20 -24                    | 2,922                                  | 2,922         | 3,790         | 16   | -   | -          | -          | -          | -            | 2            | 14           | 111          | 581          | 1,361        | 1,705        | 24 - 20 |         |         |
| 25 - 29                   | 6,992                                  | 6,992         | 5,158         | 14   | -   | -          | -          | -          | 4            | 16           | 114          | 544          | 1,516        | 1,768        | 1,182        | 29 - 25 |         |         |
| 30 - 34                   | 10,183                                 | 10,183        | 5,255         | 17   | -   | -          | 1          | 5          | 21           | 75           | 404          | 1,075        | 1,770        | 1,258        | 629          | 34 - 30 |         |         |
| 35 - 39                   | 10,597                                 | 10,597        | 4,538         | 17   | -   | -          | 7          | 22         | 39           | 171          | 536          | 1,191        | 1,382        | 817          | 356          | 39 - 35 |         |         |
| 40 - 44                   | 10,861                                 | 10,861        | 4,224         | 16   | -   | 4          | 8          | 26         | 98           | 250          | 646          | 1,040        | 1,206        | 625          | 305          | 44 - 40 |         |         |
| 45 - 49                   | 8,279                                  | 8,279         | 3,011         | 12   | 2   | 5          | 12         | 51         | 108          | 262          | 458          | 700          | 732          | 405          | 264          | 49 - 45 |         |         |
| 50 - 54                   | 6,723                                  | 6,723         | 2,138         | 15   | 3   | 11         | 17         | 65         | 151          | 220          | 352          | 491          | 455          | 205          | 153          | 54 - 50 |         |         |
| 55 - 59                   | 5,414                                  | 5,414         | 1,651         | 14   | 2   | 11         | 27         | 56         | 104          | 197          | 307          | 354          | 322          | 144          | 113          | 59 - 55 |         |         |
| 60 - 64                   | 5,951                                  | 5,951         | 1,695         | 19   | 11  | 15         | 31         | 93         | 143          | 207          | 289          | 349          | 285          | 135          | 118          | 64 - 60 |         |         |
| 65+                       | 13,129                                 | 13,129        | 3,398         | 123  | 36  | 66         | 111        | 211        | 348          | 509          | 599          | 565          | 427          | 204          | 199          | +65     |         |         |
| <b>Total</b>              | <b>81,373</b>                          | <b>81,373</b> | <b>35,918</b> | <b>269</b>   | <b>54</b>   | <b>112</b> | <b>214</b> | <b>529</b> | <b>1,016</b> | <b>1,909</b> | <b>3,719</b> | <b>6,421</b> | <b>8,708</b> | <b>7,177</b> | <b>5,790</b> |         |         |         |

2007

( 12)

:( ) 15

**Table 15 (Cont.): Ever Married Palestinian Women (12 Years and Over) in Nablus Governorate by Age Group, Number of Births Ever Born Alive by Sex and Type of Locality, 2007**

(Urban )

| Age Group & Sex of Births | Total Number of Births Ever Born Alive |               |               | ( 12)<br>Total of Ever Married Women (12 Years and Over) | Ever Married Women with Indicated Number of Births Ever Born Alive by Sex |            |            |            |              |              |              |              |              |              |              |   |         |         |
|---------------------------|--|---------------|---------------|--|---|------------|------------|------------|--------------|--------------|--------------|--------------|--------------|--------------|--------------|---|---------|---------|
|                           | Females                                | Males         | Both Sexes    |  | Not Stated  | +10        | 9          | 8          | 7            | 6            | 5            | 4            | 3            | 2            | 1            | 0 |         |         |
| <b>Births Females</b>     |  |               |               |  |   |            |            |            |              |              |              |              |              |              |              |   |         |         |
| 12 - 14                   | -                                      | -             | 4             | -  | -   | -          | -          | -          | -            | -            | -            | -            | -            | -            | -            | - | 4       | 14 - 12 |
| 15 - 19                   | 305                                    | 305           | 1,056         | 6  | -   | -          | -          | -          | -            | -            | -            | 2            | 27           | 245          | 776          |   | 19 - 15 |         |
| 20 -24                    | 2,686                                  | 2,686         | 3,790         | 16   | -   | -          | -          | -          | -            | 2            | 22           | 93           | 490          | 1,329        | 1,838        |   | 24 - 20 |         |
| 25 - 29                   | 6,770                                  | 6,770         | 5,158         | 14   | -   | -          | -          | 3          | 6            | 34           | 168          | 517          | 1,254        | 1,812        | 1,350        |   | 29 - 25 |         |
| 30 - 34                   | 9,562                                  | 9,562         | 5,255         | 17   | -   | 2          | 1          | 7          | 35           | 134          | 363          | 898          | 1,479        | 1,503        | 816          |   | 34 - 30 |         |
| 35 - 39                   | 9,907                                  | 9,907         | 4,538         | 17   | -   | 2          | 10         | 34         | 75           | 213          | 500          | 851          | 1,205        | 1,093        | 538          |   | 39 - 35 |         |
| 40 - 44                   | 10,081                                 | 10,081        | 4,224         | 16   | -   | 5          | 21         | 52         | 112          | 282          | 486          | 837          | 1,038        | 891          | 484          |   | 44 - 40 |         |
| 45 - 49                   | 7,913                                  | 7,913         | 3,011         | 12   | 3   | 16         | 24         | 78         | 112          | 233          | 391          | 571          | 680          | 527          | 364          |   | 49 - 45 |         |
| 50 - 54                   | 6,167                                  | 6,167         | 2,138         | 15   | 6   | 14         | 24         | 70         | 125          | 194          | 308          | 388          | 428          | 326          | 240          |   | 54 - 50 |         |
| 55 - 59                   | 5,075                                  | 5,075         | 1,651         | 14   | 11  | 23         | 19         | 59         | 103          | 146          | 275          | 299          | 305          | 232          | 165          |   | 59 - 55 |         |
| 60 - 64                   | 5,566                                  | 5,566         | 1,695         | 19   | 9   | 17         | 37         | 76         | 142          | 182          | 252          | 303          | 307          | 197          | 154          |   | 64 - 60 |         |
| 65+                       | 11,833                                 | 11,833        | 3,398         | 123  | 31  | 39         | 104        | 178        | 310          | 419          | 536          | 546          | 510          | 312          | 290          |   | +65     |         |
| <b>Total</b>              | <b>75,865</b>                          | <b>75,865</b> | <b>35,918</b> | <b>269</b>   | <b>60</b>   | <b>118</b> | <b>240</b> | <b>557</b> | <b>1,020</b> | <b>1,839</b> | <b>3,301</b> | <b>5,305</b> | <b>7,723</b> | <b>8,467</b> | <b>7,019</b> |   |         |         |

2007

( 12)

:( ) 15

**Table 15 (Cont.): Ever Married Palestinian Women (12 Years and Over) in Nablus Governorate by Age Group, Number of Births Ever Born Alive by Sex and Type of Locality, 2007**

(Rural )

| Age Group & Sex of Births | Total Number of Births Ever Born Alive |               |                | ( 12)<br>Total of Ever Married Women (12 Years and Over) | Ever Married Women with Indicated Number of Births Ever Born Alive by Sex |              |              |              |              |              |              |              |              |              |              |              |         |         |
|---------------------------|--|---------------|----------------|--|---|--------------|--------------|--------------|--------------|--------------|--------------|--------------|--------------|--------------|--------------|--------------|---------|---------|
|                           | Females                                | Males         | Both Sexes     |  | Not Stated  | +10          | 9            | 8            | 7            | 6            | 5            | 4            | 3            | 2            | 1            | 0            |         |         |
| <b>Births Both Sexes</b>  |  |               |                |  |   |              |              |              |              |              |              |              |              |              |              |              |         |         |
| 12 - 14                   | -                                      | -             | -              | 1  | -   | -            | -            | -            | -            | -            | -            | -            | -            | -            | -            | -            | 1       | 14 - 12 |
| 15 - 19                   | 183                                    | 202           | 385            | 690  | 3   | -            | -            | -            | -            | -            | -            | -            | 6            | 75           | 217          | 389          | 19 - 15 |         |
| 20 -24                    | 1,911                                  | 1,998         | 3,909          | 2,497  | 17  | -            | -            | -            | -            | 2            | 21           | 120          | 390          | 725          | 692          | 530          | 24 - 20 |         |
| 25 - 29                   | 4,367                                  | 4,629         | 8,996          | 3,057  | 16  | 1            | 1            | 11           | 22           | 106          | 297          | 700          | 767          | 600          | 311          | 225          | 29 - 25 |         |
| 30 - 34                   | 6,304                                  | 6,777         | 13,081         | 3,005  | 10  | 16           | 22           | 106          | 234          | 394          | 626          | 713          | 459          | 203          | 105          | 117          | 34 - 30 |         |
| 35 - 39                   | 7,297                                  | 7,485         | 14,782         | 2,722  | 8   | 87           | 134          | 246          | 332          | 544          | 545          | 397          | 178          | 79           | 77           | 95           | 39 - 35 |         |
| 40 - 44                   | 6,459                                  | 7,047         | 13,506         | 2,222  | 4   | 208          | 163          | 254          | 334          | 393          | 325          | 231          | 95           | 59           | 61           | 95           | 44 - 40 |         |
| 45 - 49                   | 5,464                                  | 5,940         | 11,404         | 1,716  | 11  | 283          | 178          | 213          | 262          | 230          | 184          | 114          | 57           | 49           | 41           | 94           | 49 - 45 |         |
| 50 - 54                   | 4,433                                  | 4,874         | 9,307          | 1,270  | 11  | 343          | 151          | 151          | 148          | 127          | 102          | 64           | 41           | 31           | 31           | 70           | 54 - 50 |         |
| 55 - 59                   | 3,544                                  | 3,743         | 7,287          | 943  | 12  | 302          | 102          | 115          | 105          | 93           | 67           | 33           | 27           | 22           | 22           | 43           | 59 - 55 |         |
| 60 - 64                   | 3,403                                  | 3,689         | 7,092          | 892  | 11  | 324          | 118          | 74           | 81           | 68           | 61           | 33           | 33           | 22           | 15           | 52           | 64 - 60 |         |
| 65+                       | 8,896                                  | 9,718         | 18,614         | 2,373  | 74  | 828          | 262          | 257          | 232          | 183          | 153          | 115          | 85           | 60           | 49           | 75           | +65     |         |
| <b>Total</b>              | <b>52,261</b>                          | <b>56,102</b> | <b>108,363</b> | <b>21,388</b>  | <b>177</b>  | <b>2,392</b> | <b>1,131</b> | <b>1,427</b> | <b>1,750</b> | <b>2,140</b> | <b>2,381</b> | <b>2,520</b> | <b>2,138</b> | <b>1,925</b> | <b>1,621</b> | <b>1,786</b> |         |         |



2007

( 12)

:( ) 15

**Table 15 (Cont.): Ever Married Palestinian Women (12 Years and Over) in Nablus Governorate by Age Group, Number of Births Ever Born Alive by Sex and Type of Locality, 2007**

(Rural )

| Age Group & Sex of Births | Total Number of Births Ever Born Alive |               |               | ( 12)<br>Total of Ever Married Women (12 Years and Over) | Ever Married Women with Indicated Number of Births Ever Born Alive by Sex |            |            |            |            |              |              |              |              |              |              |         |         |         |
|---------------------------|--|---------------|---------------|--|---|------------|------------|------------|------------|--------------|--------------|--------------|--------------|--------------|--------------|---------|---------|---------|
|                           | Females                                | Males         | Both Sexes    |  | Not Stated  | +10        | 9          | 8          | 7          | 6            | 5            | 4            | 3            | 2            | 1            | 0       |         |         |
| <b>Births Males</b>       |  |               |               |  |   |            |            |            |            |              |              |              |              |              |              |         |         |         |
| 12 - 14                   | -                                      | -             | 1             | -  | -   | -          | -          | -          | -          | -            | -            | -            | -            | -            | -            | -       | 1       | 14 - 12 |
| 15 - 19                   | 202                                    | 202           | 690           | 3  | -   | -          | -          | -          | -          | -            | -            | -            | 2            | 20           | 156          | 509     | 19 - 15 |         |
| 20 -24                    | 1,998                                  | 1,998         | 2,497         | 17   | -   | -          | -          | -          | -          | 1            | 14           | 74           | 406          | 903          | 1,082        | 24 - 20 |         |         |
| 25 - 29                   | 4,629                                  | 4,629         | 3,057         | 16   | -   | -          | -          | 1          | 3          | 23           | 114          | 426          | 894          | 967          | 613          | 29 - 25 |         |         |
| 30 - 34                   | 6,777                                  | 6,777         | 3,005         | 10   | -   | -          | 2          | 10         | 32         | 123          | 355          | 680          | 923          | 578          | 292          | 34 - 30 |         |         |
| 35 - 39                   | 7,485                                  | 7,485         | 2,722         | 8  | -   | 4          | 10         | 28         | 90         | 181          | 463          | 685          | 758          | 305          | 190          | 39 - 35 |         |         |
| 40 - 44                   | 7,047                                  | 7,047         | 2,222         | 4  | 3   | 9          | 28         | 53         | 114        | 249          | 424          | 530          | 459          | 207          | 142          | 44 - 40 |         |         |
| 45 - 49                   | 5,940                                  | 5,940         | 1,716         | 11   | 5   | 7          | 36         | 63         | 144        | 256          | 302          | 352          | 275          | 136          | 129          | 49 - 45 |         |         |
| 50 - 54                   | 4,874                                  | 4,874         | 1,270         | 11   | 9   | 21         | 42         | 87         | 109        | 199          | 229          | 219          | 168          | 83           | 93           | 54 - 50 |         |         |
| 55 - 59                   | 3,743                                  | 3,743         | 943           | 12   | 15  | 19         | 29         | 57         | 103        | 142          | 179          | 160          | 96           | 68           | 63           | 59 - 55 |         |         |
| 60 - 64                   | 3,689                                  | 3,689         | 892           | 11   | 21  | 19         | 32         | 69         | 105        | 150          | 129          | 137          | 105          | 44           | 70           | 64 - 60 |         |         |
| 65+                       | 9,718                                  | 9,718         | 2,373         | 74   | 37  | 55         | 121        | 166        | 272        | 333          | 397          | 397          | 233          | 157          | 131          | +65     |         |         |
| <b>Total</b>              | <b>56,102</b>                          | <b>56,102</b> | <b>21,388</b> | <b>177</b>   | <b>90</b>   | <b>134</b> | <b>300</b> | <b>534</b> | <b>972</b> | <b>1,657</b> | <b>2,606</b> | <b>3,662</b> | <b>4,337</b> | <b>3,604</b> | <b>3,315</b> |         |         |         |

2007

( 12)

:( ) 15

**Table 15 (Cont.): Ever Married Palestinian Women (12 Years and Over) in Nablus Governorate by Age Group, Number of Births Ever Born Alive by Sex and Type of Locality, 2007**

(Rural )

| Age Group & Sex of Births | Total Number of Births Ever Born Alive |               |               | ( 12)<br>Total of Ever Married Women (12 Years and Over) | Ever Married Women with Indicated Number of Births Ever Born Alive by Sex |            |            |            |            |              |              |              |              |              |              |   |         |         |
|---------------------------|--|---------------|---------------|--|---|------------|------------|------------|------------|--------------|--------------|--------------|--------------|--------------|--------------|---|---------|---------|
|                           | Females                                | Males         | Both Sexes    |  | Not Stated  | +10        | 9          | 8          | 7          | 6            | 5            | 4            | 3            | 2            | 1            | 0 |         |         |
| <b>Births Females</b>     |  |               |               |  |   |            |            |            |            |              |              |              |              |              |              |   |         |         |
| 12 - 14                   | -                                      | -             | 1             | -  | -   | -          | -          | -          | -          | -            | -            | -            | -            | -            | -            | - | 1       | 14 - 12 |
| 15 - 19                   | 183                                    | 183           | 690           | 3  | -   | -          | -          | -          | -          | -            | -            | -            | 21           | 141          | 525          |   | 19 - 15 |         |
| 20 -24                    | 1,911                                  | 1,911         | 2,497         | 17   | -   | -          | -          | -          | -          | 1            | 15           | 104          | 331          | 872          | 1,157        |   | 24 - 20 |         |
| 25 - 29                   | 4,367                                  | 4,367         | 3,057         | 16   | -   | -          | -          | 2          | 8          | 32           | 121          | 368          | 779          | 999          | 732          |   | 29 - 25 |         |
| 30 - 34                   | 6,304                                  | 6,304         | 3,005         | 10   | -   | -          | 1          | 20         | 50         | 124          | 307          | 570          | 772          | 754          | 397          |   | 34 - 30 |         |
| 35 - 39                   | 7,297                                  | 7,297         | 2,722         | 8  | -   | 6          | 14         | 45         | 112        | 242          | 375          | 591          | 596          | 469          | 264          |   | 39 - 35 |         |
| 40 - 44                   | 6,459                                  | 6,459         | 2,222         | 4  | 1   | 13         | 31         | 59         | 120        | 224          | 333          | 411          | 477          | 311          | 238          |   | 44 - 40 |         |
| 45 - 49                   | 5,464                                  | 5,464         | 1,716         | 11   | 7   | 13         | 25         | 62         | 141        | 180          | 283          | 308          | 322          | 193          | 171          |   | 49 - 45 |         |
| 50 - 54                   | 4,433                                  | 4,433         | 1,270         | 11   | 11  | 22         | 37         | 59         | 115        | 150          | 191          | 229          | 194          | 132          | 119          |   | 54 - 50 |         |
| 55 - 59                   | 3,544                                  | 3,544         | 943           | 12   | 16  | 28         | 28         | 59         | 72         | 123          | 160          | 152          | 130          | 84           | 79           |   | 59 - 55 |         |
| 60 - 64                   | 3,403                                  | 3,403         | 892           | 11   | 22  | 14         | 39         | 57         | 76         | 129          | 139          | 125          | 105          | 95           | 80           |   | 64 - 60 |         |
| 65+                       | 8,896                                  | 8,896         | 2,373         | 74   | 41  | 39         | 75         | 137        | 232        | 325          | 386          | 383          | 320          | 206          | 155          |   | +65     |         |
| <b>Total</b>              | <b>52,261</b>                          | <b>52,261</b> | <b>21,388</b> | <b>177</b>   | <b>98</b>   | <b>135</b> | <b>250</b> | <b>500</b> | <b>926</b> | <b>1,530</b> | <b>2,310</b> | <b>3,241</b> | <b>4,047</b> | <b>4,256</b> | <b>3,918</b> |   |         |         |

2007

( 12)

:( ) 15

**Table 15 (Cont.): Ever Married Palestinian Women (12 Years and Over) in Nablus Governorate by Age Group, Number of Births Ever Born Alive by Sex and Type of Locality, 2007**

(Camps )

| Age Group & Sex of Births | Total Number of Births Ever Born Alive |               |               | ( 12)<br>Total of Ever Married Women (12 Years and Over) | Ever Married Women with Indicated Number of Births Ever Born Alive by Sex |            |            |            |            |            |            |            |            |            |            |            |         |         |
|---------------------------|--|---------------|---------------|--|---|------------|------------|------------|------------|------------|------------|------------|------------|------------|------------|------------|---------|---------|
|                           | Females                                | Males         | Both Sexes    |  | Not Stated  | +10        | 9          | 8          | 7          | 6          | 5          | 4          | 3          | 2          | 1          | 0          |         |         |
| <b>Births Both Sexes</b>  |  |               |               |  |   |            |            |            |            |            |            |            |            |            |            |            |         |         |
| 12 - 14                   | -                                      | -             | -             | 1  | -   | -          | -          | -          | -          | -          | -          | -          | -          | -          | -          | -          | 1       | 14 - 12 |
| 15 - 19                   | 73                                     | 72            | 145           | 251  | 4   | -          | -          | -          | -          | -          | -          | -          | 3          | 26         | 84         | 134        | 19 - 15 |         |
| 20 -24                    | 550                                    | 587           | 1,137         | 678  | 4   | -          | -          | -          | -          | -          | 6          | 39         | 121        | 210        | 168        | 130        | 24 - 20 |         |
| 25 - 29                   | 1,355                                  | 1,291         | 2,646         | 897  | 2   | -          | -          | 1          | 9          | 27         | 105        | 198        | 232        | 162        | 76         | 85         | 29 - 25 |         |
| 30 - 34                   | 1,726                                  | 1,812         | 3,538         | 860  | 1   | 1          | 3          | 23         | 49         | 114        | 179        | 205        | 120        | 94         | 27         | 44         | 34 - 30 |         |
| 35 - 39                   | 1,839                                  | 1,843         | 3,682         | 737  | 4   | 15         | 23         | 38         | 106        | 130        | 158        | 115        | 52         | 28         | 33         | 35         | 39 - 35 |         |
| 40 - 44                   | 1,838                                  | 1,943         | 3,781         | 665  | 1   | 48         | 35         | 73         | 90         | 120        | 97         | 78         | 45         | 28         | 24         | 26         | 44 - 40 |         |
| 45 - 49                   | 1,357                                  | 1,463         | 2,820         | 462  | -   | 61         | 37         | 55         | 68         | 62         | 45         | 43         | 29         | 13         | 17         | 32         | 49 - 45 |         |
| 50 - 54                   | 1,098                                  | 1,288         | 2,386         | 337  | 2   | 79         | 41         | 38         | 53         | 34         | 23         | 18         | 9          | 11         | 11         | 18         | 54 - 50 |         |
| 55 - 59                   | 840                                    | 928           | 1,768         | 233  | 2   | 74         | 22         | 34         | 33         | 15         | 10         | 10         | 6          | 8          | 3          | 16         | 59 - 55 |         |
| 60 - 64                   | 1,188                                  | 1,215         | 2,403         | 306  | 2   | 101        | 35         | 40         | 29         | 31         | 19         | 13         | 9          | 6          | 9          | 12         | 64 - 60 |         |
| 65+                       | 2,096                                  | 2,277         | 4,373         | 513  | 9   | 209        | 58         | 70         | 41         | 46         | 22         | 24         | 11         | 7          | 8          | 8          | +65     |         |
| <b>Total</b>              | <b>13,960</b>                          | <b>14,719</b> | <b>28,679</b> | <b>5,940</b>   | <b>31</b>   | <b>588</b> | <b>254</b> | <b>372</b> | <b>478</b> | <b>579</b> | <b>664</b> | <b>743</b> | <b>637</b> | <b>593</b> | <b>460</b> | <b>541</b> |         |         |

2007

( 12)

:( ) 15

**Table 15 (Cont.): Ever Married Palestinian Women (12 Years and Over) in Nablus Governorate by Age Group, Number of Births Ever Born Alive by Sex and Type of Locality, 2007**

(Camps )

| Age Group & Sex of Births | Total Number of Births Ever Born Alive |               |              | ( 12)<br>Total of Ever Married Women (12 Years and Over) | Ever Married Women with Indicated Number of Births Ever Born Alive by Sex |           |           |            |            |            |            |              |              |              |            |         |         |         |
|---------------------------|--|---------------|--------------|--|---|-----------|-----------|------------|------------|------------|------------|--------------|--------------|--------------|------------|---------|---------|---------|
|                           | Females                                | Males         | Both Sexes   |  | Not Stated  | +10       | 9         | 8          | 7          | 6          | 5          | 4            | 3            | 2            | 1          | 0       |         |         |
| <b>Births Males</b>       |  |               |              |  |   |           |           |            |            |            |            |              |              |              |            |         |         |         |
| 12 - 14                   | -                                      | -             | 1            | -  | -   | -         | -         | -          | -          | -          | -          | -            | -            | -            | -          | -       | 1       | 14 - 12 |
| 15 - 19                   | 72                                     | 72            | 251          | 4  | -   | -         | -         | -          | -          | -          | -          | -            | 1            | 7            | 55         | 184     | 19 - 15 |         |
| 20 -24                    | 587                                    | 587           | 678          | 4  | -   | -         | -         | -          | -          | -          | -          | 2            | 33           | 112          | 256        | 271     | 24 - 20 |         |
| 25 - 29                   | 1,291                                  | 1,291         | 897          | 2  | -   | -         | -         | -          | 1          | 5          | 27         | 130          | 231          | 300          | 201        | 29 - 25 |         |         |
| 30 - 34                   | 1,812                                  | 1,812         | 860          | 1  | -   | -         | 1         | -          | 7          | 21         | 89         | 194          | 271          | 177          | 99         | 34 - 30 |         |         |
| 35 - 39                   | 1,843                                  | 1,843         | 737          | 4  | -   | -         | -         | 6          | 21         | 42         | 96         | 195          | 194          | 108          | 71         | 39 - 35 |         |         |
| 40 - 44                   | 1,943                                  | 1,943         | 665          | 1  | -   | 1         | 5         | 18         | 33         | 54         | 107        | 168          | 136          | 96           | 46         | 44 - 40 |         |         |
| 45 - 49                   | 1,463                                  | 1,463         | 462          | -  | -   | 1         | 5         | 13         | 35         | 58         | 86         | 94           | 75           | 47           | 48         | 49 - 45 |         |         |
| 50 - 54                   | 1,288                                  | 1,288         | 337          | 2  | 3   | 3         | 10        | 18         | 44         | 49         | 62         | 54           | 43           | 20           | 29         | 54 - 50 |         |         |
| 55 - 59                   | 928                                    | 928           | 233          | 2  | 3   | 4         | 9         | 15         | 26         | 30         | 49         | 37           | 26           | 14           | 18         | 59 - 55 |         |         |
| 60 - 64                   | 1,215                                  | 1,215         | 306          | 2  | 4   | 5         | 14        | 19         | 33         | 40         | 57         | 52           | 40           | 21           | 19         | 64 - 60 |         |         |
| 65+                       | 2,277                                  | 2,277         | 513          | 9  | 8   | 10        | 28        | 42         | 75         | 83         | 91         | 72           | 54           | 29           | 12         | +65     |         |         |
| <b>Total</b>              | <b>14,719</b>                          | <b>14,719</b> | <b>5,940</b> | <b>31</b>  | <b>18</b>   | <b>24</b> | <b>72</b> | <b>131</b> | <b>275</b> | <b>382</b> | <b>666</b> | <b>1,030</b> | <b>1,189</b> | <b>1,123</b> | <b>999</b> |         |         |         |

2007

( 12)

:( ) 15

**Table 15 (Cont.): Ever Married Palestinian Women (12 Years and Over) in Nablus Governorate by Age Group, Number of Births Ever Born Alive by Sex and Type of Locality, 2007**

(Camps )

| Age Group & Sex of Births | Total Number of Births Ever Born Alive |               |              | ( 12)<br>Total of Ever Married Women (12 Years and Over) | Ever Married Women with Indicated Number of Births Ever Born Alive by Sex |           |           |            |            |            |            |            |              |              |              |   |         |         |
|---------------------------|--|---------------|--------------|--|---|-----------|-----------|------------|------------|------------|------------|------------|--------------|--------------|--------------|---|---------|---------|
|                           | Females                                | Males         | Both Sexes   |  | Not Stated  | +10       | 9         | 8          | 7          | 6          | 5          | 4          | 3            | 2            | 1            | 0 |         |         |
| <b>Births Females</b>     |  |               |              |  |   |           |           |            |            |            |            |            |              |              |              |   |         |         |
| 12 - 14                   | -                                      | -             | 1            | -  | -   | -         | -         | -          | -          | -          | -          | -          | -            | -            | -            | - | 1       | 14 - 12 |
| 15 - 19                   | 73                                     | 73            | 251          | 4  | -   | -         | -         | -          | -          | -          | -          | -          | 2            | 69           | 176          |   | 19 - 15 |         |
| 20 -24                    | 550                                    | 550           | 678          | 4  | -   | -         | -         | -          | -          | -          | 2          | 28         | 96           | 266          | 282          |   | 24 - 20 |         |
| 25 - 29                   | 1,355                                  | 1,355         | 897          | 2  | -   | -         | -         | -          | 3          | 10         | 32         | 122        | 258          | 277          | 193          |   | 29 - 25 |         |
| 30 - 34                   | 1,726                                  | 1,726         | 860          | 1  | -   | -         | -         | 2          | 11         | 33         | 78         | 155        | 248          | 208          | 124          |   | 34 - 30 |         |
| 35 - 39                   | 1,839                                  | 1,839         | 737          | 4  | -   | 1         | 4         | 6          | 21         | 62         | 106        | 135        | 178          | 135          | 85           |   | 39 - 35 |         |
| 40 - 44                   | 1,838                                  | 1,838         | 665          | 1  | 1   | 3         | 6         | 20         | 21         | 65         | 89         | 133        | 145          | 115          | 66           |   | 44 - 40 |         |
| 45 - 49                   | 1,357                                  | 1,357         | 462          | -  | 1   | 6         | 6         | 15         | 27         | 40         | 64         | 92         | 90           | 66           | 55           |   | 49 - 45 |         |
| 50 - 54                   | 1,098                                  | 1,098         | 337          | 2  | 1   | 4         | 3         | 18         | 19         | 47         | 56         | 60         | 55           | 39           | 33           |   | 54 - 50 |         |
| 55 - 59                   | 840                                    | 840           | 233          | 2  | 1   | -         | 11        | 16         | 22         | 31         | 34         | 40         | 33           | 21           | 22           |   | 59 - 55 |         |
| 60 - 64                   | 1,188                                  | 1,188         | 306          | 2  | 9   | 6         | 11        | 12         | 30         | 41         | 51         | 58         | 39           | 26           | 21           |   | 64 - 60 |         |
| 65+                       | 2,096                                  | 2,096         | 513          | 9  | 12  | 10        | 15        | 36         | 47         | 91         | 91         | 81         | 67           | 31           | 23           |   | +65     |         |
| <b>Total</b>              | <b>13,960</b>                          | <b>13,960</b> | <b>5,940</b> | <b>31</b>  | <b>25</b>   | <b>30</b> | <b>56</b> | <b>125</b> | <b>201</b> | <b>420</b> | <b>603</b> | <b>904</b> | <b>1,211</b> | <b>1,253</b> | <b>1,081</b> |   |         |         |

**Table 16: Ever Married Palestinian Women (12 Years and Over) in Nablus Governorate by Age Group, Number of Births Still Alive by Sex and Type of Locality, 2007**

(Total )

| Age Group & Sex of Births | Total Number of Births Still Alive |                |                | ( 12)<br>Total of Ever Married Women (12 Years and Over) | Ever Married Women with Indicated Number of Births Still Alive by Sex |              |              |              |              |              |              |              |              |              |              |              |         |         |         |
|---------------------------|------------------------------------|----------------|----------------|--|---|--------------|--------------|--------------|--------------|--------------|--------------|--------------|--------------|--------------|--------------|--------------|---------|---------|---------|
|                           | Females                            | Males          | Both Sexes     |  | Not Stated  | +10          | 9            | 8            | 7            | 6            | 5            | 4            | 3            | 2            | 1            | 0            |         |         |         |
| <b>Births Both Sexes</b>  |                                    |                |                |  |   |              |              |              |              |              |              |              |              |              |              |              |         |         |         |
| 12 - 14                   | -                                  | -              | -              | 6  | -   | -            | -            | -            | -            | -            | -            | -            | -            | -            | -            | -            | -       | 6       | 14 - 12 |
| 15 - 19                   | 561                                | 590            | 1,151          | 1,997  | 13  | -            | -            | -            | -            | -            | -            | -            | -            | 15           | 204          | 680          | 1,085   | 19 - 15 |         |
| 20 -24                    | 5,031                              | 5,363          | 10,394         | 6,965  | 32  | -            | -            | -            | -            | 1            | 32           | 257          | 1,016        | 2,079        | 1,994        | 1,554        | 24 - 20 |         |         |
| 25 - 29                   | 12,223                             | 12,570         | 24,793         | 9,112  | 24  | 1            | 2            | 9            | 32           | 157          | 710          | 1,828        | 2,525        | 2,043        | 1,002        | 779          | 29 - 25 |         |         |
| 30 - 34                   | 17,096                             | 18,201         | 35,297         | 9,120  | 25  | 13           | 31           | 128          | 357          | 847          | 1,782        | 2,423        | 1,816        | 917          | 394          | 387          | 34 - 30 |         |         |
| 35 - 39                   | 18,476                             | 19,299         | 37,775         | 7,997  | 24  | 87           | 161          | 380          | 713          | 1,311        | 1,778        | 1,756        | 864          | 379          | 245          | 299          | 39 - 35 |         |         |
| 40 - 44                   | 17,737                             | 19,043         | 36,780         | 7,111  | 19  | 228          | 277          | 510          | 864          | 1,219        | 1,417        | 1,158        | 617          | 303          | 199          | 300          | 44 - 40 |         |         |
| 45 - 49                   | 14,003                             | 14,771         | 28,774         | 5,189  | 25  | 386          | 294          | 520          | 665          | 769          | 814          | 681          | 377          | 210          | 150          | 298          | 49 - 45 |         |         |
| 50 - 54                   | 10,871                             | 11,943         | 22,814         | 3,745  | 36  | 462          | 300          | 426          | 501          | 547          | 465          | 376          | 210          | 123          | 95           | 204          | 54 - 50 |         |         |
| 55 - 59                   | 8,699                              | 9,203          | 17,902         | 2,827  | 28  | 429          | 247          | 333          | 362          | 399          | 324          | 248          | 163          | 80           | 75           | 139          | 59 - 55 |         |         |
| 60 - 64                   | 9,092                              | 9,685          | 18,777         | 2,893  | 37  | 546          | 269          | 305          | 363          | 352          | 307          | 222          | 174          | 96           | 79           | 143          | 64 - 60 |         |         |
| 65+                       | 18,976                             | 21,015         | 39,991         | 6,284  | 221   | 1,015        | 646          | 761          | 840          | 699          | 641          | 523          | 328          | 193          | 168          | 249          | +65     |         |         |
| <b>Total</b>              | <b>132,765</b>                     | <b>141,683</b> | <b>274,448</b> | <b>63,246</b>  | <b>484</b>  | <b>3,167</b> | <b>2,227</b> | <b>3,372</b> | <b>4,697</b> | <b>6,301</b> | <b>8,270</b> | <b>9,472</b> | <b>8,105</b> | <b>6,627</b> | <b>5,081</b> | <b>5,443</b> |         |         |         |

2007

( 12)

:( ) 16

**Table 16 (Cont.): Ever Married Palestinian Women (12 Years and Over) in Nablus Governorate by Age Group, Number of Births Still Alive by Sex and Type of Locality, 2007**

(Total )

| Age Group & Sex of Births | Total Number of Births Still Alive |                |               | ( 12)         | Ever Married Women with Indicated Number of Births Still Alive by Sex |            |            |            |            |              |              |              |               |               |               |               |   |         |         |
|---------------------------|------------------------------------|----------------|---------------|---------------|---|------------|------------|------------|------------|--------------|--------------|--------------|---------------|---------------|---------------|---------------|---|---------|---------|
|                           | Females                            | Males          | Both Sexes    |               | Total of Ever Married Women (12 Years and Over)                       | Not Stated | +10        | 9          | 8          | 7            | 6            | 5            | 4             | 3             | 2             | 1             |   | 0       |         |
| <b>Births Males</b>       |                                    |                |               |               |   |            |            |            |            |              |              |              |               |               |               |               |   |         |         |
| 12 - 14                   | -                                  | -              | 6             | 6             | -   | -          | -          | -          | -          | -            | -            | -            | -             | -             | -             | -             | - | 6       | 14 - 12 |
| 15 - 19                   | 590                                | 590            | 1,997         | 1,997         | 13  | -          | -          | -          | -          | -            | -            | -            | 3             | 56            | 460           | 1,465         |   | 19 - 15 |         |
| 20 -24                    | 5,363                              | 5,363          | 6,965         | 6,965         | 32  | -          | -          | -          | -          | -            | 2            | 18           | 197           | 1,069         | 2,552         | 3,095         |   | 24 - 20 |         |
| 25 - 29                   | 12,570                             | 12,570         | 9,112         | 9,112         | 24  | -          | -          | -          | 1          | 2            | 34           | 226          | 1,041         | 2,641         | 3,072         | 2,071         |   | 29 - 25 |         |
| 30 - 34                   | 18,201                             | 18,201         | 9,120         | 9,120         | 25  | -          | -          | 3          | 7          | 47           | 174          | 768          | 1,930         | 2,997         | 2,120         | 1,049         |   | 34 - 30 |         |
| 35 - 39                   | 19,299                             | 19,299         | 7,997         | 7,997         | 24  | -          | -          | 12         | 42         | 114          | 364          | 1,008        | 2,091         | 2,406         | 1,288         | 648           |   | 39 - 35 |         |
| 40 - 44                   | 19,043                             | 19,043         | 7,111         | 7,111         | 19  | 2          | 9          | 22         | 76         | 195          | 505          | 1,106        | 1,783         | 1,896         | 974           | 524           |   | 44 - 40 |         |
| 45 - 49                   | 14,771                             | 14,771         | 5,189         | 5,189         | 25  | 4          | 5          | 32         | 98         | 240          | 505          | 814          | 1,172         | 1,183         | 639           | 472           |   | 49 - 45 |         |
| 50 - 54                   | 11,943                             | 11,943         | 3,745         | 3,745         | 36  | 8          | 22         | 42         | 122        | 247          | 431          | 651          | 786           | 759           | 355           | 286           |   | 54 - 50 |         |
| 55 - 59                   | 9,203                              | 9,203          | 2,827         | 2,827         | 28  | 4          | 12         | 52         | 89         | 184          | 329          | 547          | 609           | 489           | 272           | 212           |   | 59 - 55 |         |
| 60 - 64                   | 9,685                              | 9,685          | 2,893         | 2,893         | 37  | 7          | 24         | 37         | 125        | 243          | 348          | 499          | 580           | 519           | 256           | 218           |   | 64 - 60 |         |
| 65+                       | 21,015                             | 21,015         | 6,284         | 6,284         | 221   | 19         | 41         | 113        | 237        | 486          | 842          | 1,132        | 1,253         | 946           | 578           | 416           |   | +65     |         |
| <b>Total</b>              | <b>141,683</b>                     | <b>141,683</b> | <b>63,246</b> | <b>63,246</b> | <b>484</b>  | <b>44</b>  | <b>113</b> | <b>313</b> | <b>797</b> | <b>1,758</b> | <b>3,534</b> | <b>6,769</b> | <b>11,445</b> | <b>14,961</b> | <b>12,566</b> | <b>10,462</b> |   |         |         |

2007

( 12)

:( ) 16

**Table 16 (Cont.): Ever Married Palestinian Women (12 Years and Over) in Nablus Governorate by Age Group, Number of Births Still Alive by Sex and Type of Locality, 2007**

(Total )

| Age Group & Sex of Births | Total Number of Births Still Alive |                |               | ( 12)         | Ever Married Women with Indicated Number of Births Still Alive by Sex |            |            |            |            |              |              |              |              |               |               |               |       |         |
|---------------------------|------------------------------------|----------------|---------------|---------------|---|------------|------------|------------|------------|--------------|--------------|--------------|--------------|---------------|---------------|---------------|-------|---------|
|                           | Females                            | Males          | Both Sexes    |               | Total of Ever Married Women (12 Years and Over)                       | Not Stated | +10        | 9          | 8          | 7            | 6            | 5            | 4            | 3             | 2             | 1             |       | 0       |
| <b>Births Females</b>     |                                    |                |               |               |   |            |            |            |            |              |              |              |              |               |               |               |       |         |
| 12 - 14                   | -                                  | -              | 6             | 6             | -   | -          | -          | -          | -          | -            | -            | -            | -            | -             | -             | -             | 6     | 14 - 12 |
| 15 - 19                   | 561                                | 561            | 1,997         | 1,997         | 13  | -          | -          | -          | -          | -            | -            | -            | 1            | 49            | 451           | 1,483         | 1,483 | 19 - 15 |
| 20 -24                    | 5,031                              | 5,031          | 6,965         | 6,965         | 32  | -          | -          | -          | -          | -            | 2            | 35           | 208          | 898           | 2,461         | 3,329         | 3,329 | 24 - 20 |
| 25 - 29                   | 12,223                             | 12,223         | 9,112         | 9,112         | 24  | -          | -          | -          | 3          | 17           | 65           | 290          | 978          | 2,288         | 3,105         | 2,342         | 2,342 | 29 - 25 |
| 30 - 34                   | 17,096                             | 17,096         | 9,120         | 9,120         | 25  | -          | 2          | 2          | 21         | 78           | 263          | 716          | 1,579        | 2,510         | 2,511         | 1,413         | 1,413 | 34 - 30 |
| 35 - 39                   | 18,476                             | 18,476         | 7,997         | 7,997         | 24  | -          | 6          | 23         | 70         | 180          | 466          | 944          | 1,593        | 2,024         | 1,735         | 932           | 932   | 39 - 35 |
| 40 - 44                   | 17,737                             | 17,737         | 7,111         | 7,111         | 19  | 2          | 16         | 35         | 114        | 216          | 527          | 917          | 1,375        | 1,699         | 1,370         | 821           | 821   | 44 - 40 |
| 45 - 49                   | 14,003                             | 14,003         | 5,189         | 5,189         | 25  | 6          | 15         | 51         | 130        | 248          | 420          | 717          | 975          | 1,135         | 838           | 629           | 629   | 49 - 45 |
| 50 - 54                   | 10,871                             | 10,871         | 3,745         | 3,745         | 36  | 7          | 27         | 48         | 117        | 215          | 357          | 549          | 692          | 724           | 557           | 416           | 416   | 54 - 50 |
| 55 - 59                   | 8,699                              | 8,699          | 2,827         | 2,827         | 28  | 15         | 28         | 40         | 111        | 166          | 279          | 461          | 517          | 514           | 383           | 285           | 285   | 59 - 55 |
| 60 - 64                   | 9,092                              | 9,092          | 2,893         | 2,893         | 37  | 14         | 27         | 45         | 108        | 199          | 337          | 429          | 527          | 523           | 365           | 282           | 282   | 64 - 60 |
| 65+                       | 18,976                             | 18,976         | 6,284         | 6,284         | 221   | 16         | 31         | 75         | 204        | 429          | 690          | 998          | 1,150        | 1,137         | 760           | 573           | 573   | +65     |
| <b>Total</b>              | <b>132,765</b>                     | <b>132,765</b> | <b>63,246</b> | <b>63,246</b> | <b>484</b>  | <b>60</b>  | <b>152</b> | <b>319</b> | <b>878</b> | <b>1,748</b> | <b>3,406</b> | <b>6,056</b> | <b>9,595</b> | <b>13,501</b> | <b>14,536</b> | <b>12,511</b> |       |         |



2007

( 12)

:( ) 16

**Table 16 (Cont.): Ever Married Palestinian Women (12 Years and Over) in Nablus Governorate by Age Group, Number of Births Still Alive by Sex and Type of Locality, 2007**

(Urban )

| Age Group & Sex of Births | Total Number of Births Still Alive |               |                | ( 12)<br>Total of Ever Married Women (12 Years and Over) | Ever Married Women with Indicated Number of Births Still Alive by Sex |              |            |              |              |              |              |              |              |              |              |              |         |         |         |
|---------------------------|------------------------------------|---------------|----------------|--|---|--------------|------------|--------------|--------------|--------------|--------------|--------------|--------------|--------------|--------------|--------------|---------|---------|---------|
|                           | Females                            | Males         | Both Sexes     |  | Not Stated  | +10          | 9          | 8            | 7            | 6            | 5            | 4            | 3            | 2            | 1            | 0            |         |         |         |
|                           |                                    |               |                |  |   |              |            |              |              |              |              |              |              |              |              |              |         |         |         |
| <b>Births Both Sexes</b>  |                                    |               |                |  |   |              |            |              |              |              |              |              |              |              |              |              |         |         |         |
| 12 - 14                   | -                                  | -             | -              | 4  | -   | -            | -          | -            | -            | -            | -            | -            | -            | -            | -            | -            | -       | 4       | 14 - 12 |
| 15 - 19                   | 309                                | 325           | 634            | 1,056  | 6   | -            | -          | -            | -            | -            | -            | -            | -            | 7            | 108          | 379          | 556     | 19 - 15 |         |
| 20 -24                    | 2,621                              | 2,853         | 5,474          | 3,790  | 13  | -            | -          | -            | -            | -            | 18           | 114          | 510          | 1,139        | 1,120        | 876          | 24 - 20 |         |         |
| 25 - 29                   | 6,635                              | 6,847         | 13,482         | 5,158  | 9   | -            | 1          | 2            | 7            | 65           | 333          | 944          | 1,495        | 1,250        | 592          | 460          | 29 - 25 |         |         |
| 30 - 34                   | 9,315                              | 9,929         | 19,244         | 5,255  | 15  | 5            | 10         | 40           | 111          | 378          | 968          | 1,466        | 1,198        | 591          | 255          | 218          | 34 - 30 |         |         |
| 35 - 39                   | 9,656                              | 10,324        | 19,980         | 4,538  | 13  | 24           | 56         | 118          | 272          | 650          | 1,045        | 1,196        | 602          | 266          | 130          | 166          | 39 - 35 |         |         |
| 40 - 44                   | 9,801                              | 10,468        | 20,269         | 4,224  | 15  | 60           | 100        | 203          | 437          | 689          | 940          | 826          | 459          | 212          | 109          | 174          | 44 - 40 |         |         |
| 45 - 49                   | 7,561                              | 7,855         | 15,416         | 3,011  | 14  | 130          | 118        | 248          | 324          | 461          | 548          | 505          | 274          | 133          | 88           | 168          | 49 - 45 |         |         |
| 50 - 54                   | 5,787                              | 6,274         | 12,061         | 2,138  | 20  | 162          | 129        | 216          | 280          | 352          | 321          | 270          | 153          | 75           | 49           | 111          | 54 - 50 |         |         |
| 55 - 59                   | 4,734                              | 5,004         | 9,738          | 1,651  | 14  | 172          | 110        | 191          | 199          | 261          | 229          | 186          | 120          | 47           | 45           | 77           | 59 - 55 |         |         |
| 60 - 64                   | 5,071                              | 5,356         | 10,427         | 1,695  | 23  | 258          | 123        | 160          | 239          | 231          | 200          | 165          | 105          | 64           | 49           | 78           | 64 - 60 |         |         |
| 65+                       | 10,097                             | 11,221        | 21,318         | 3,398  | 128   | 527          | 331        | 411          | 461          | 384          | 360          | 287          | 172          | 102          | 82           | 153          | +65     |         |         |
| <b>Total</b>              | <b>71,587</b>                      | <b>76,456</b> | <b>148,043</b> | <b>35,918</b>  | <b>270</b>  | <b>1,338</b> | <b>978</b> | <b>1,589</b> | <b>2,330</b> | <b>3,471</b> | <b>4,962</b> | <b>5,959</b> | <b>5,095</b> | <b>3,987</b> | <b>2,898</b> | <b>3,041</b> |         |         |         |

2007

( 12)

:( ) 16

**Table 16 (Cont.): Ever Married Palestinian Women (12 Years and Over) in Nablus Governorate by Age Group, Number of Births Still Alive by Sex and Type of Locality, 2007**

(Urban )

| Age Group & Sex of Births | Total Number of Births Still Alive |               |               | ( 12)<br>Total of Ever Married Women (12 Years and Over) | Ever Married Women with Indicated Number of Births Still Alive by Sex |           |            |            |            |              |              |              |              |              |              |         |         |         |
|---------------------------|------------------------------------|---------------|---------------|--|---|-----------|------------|------------|------------|--------------|--------------|--------------|--------------|--------------|--------------|---------|---------|---------|
|                           | Females                            | Males         | Both Sexes    |  | Not Stated  | +10       | 9          | 8          | 7          | 6            | 5            | 4            | 3            | 2            | 1            | 0       |         |         |
|                           |                                    |               |               |  |   |           |            |            |            |              |              |              |              |              |              |         |         |         |
| <b>Births Males</b>       |                                    |               |               |  |   |           |            |            |            |              |              |              |              |              |              |         |         |         |
| 12 - 14                   | -                                  | -             | 4             | -  | -   | -         | -          | -          | -          | -            | -            | -            | -            | -            | -            | -       | 4       | 14 - 12 |
| 15 - 19                   | 325                                | 325           | 1,056         | 6  | -   | -         | -          | -          | -          | -            | -            | -            | 1            | 31           | 251          | 767     | 19 - 15 |         |
| 20 -24                    | 2,853                              | 2,853         | 3,790         | 13   | -   | -         | -          | -          | -          | 1            | 11           | 101          | 562          | 1,377        | 1,725        | 24 - 20 |         |         |
| 25 - 29                   | 6,847                              | 6,847         | 5,158         | 9  | -   | -         | -          | -          | 1          | 12           | 102          | 525          | 1,508        | 1,782        | 1,219        | 29 - 25 |         |         |
| 30 - 34                   | 9,929                              | 9,929         | 5,255         | 15   | -   | -         | 1          | 2          | 16         | 57           | 372          | 1,058        | 1,778        | 1,308        | 648          | 34 - 30 |         |         |
| 35 - 39                   | 10,324                             | 10,324        | 4,538         | 13   | -   | -         | 4          | 15         | 36         | 153          | 489          | 1,192        | 1,412        | 850          | 374          | 39 - 35 |         |         |
| 40 - 44                   | 10,468                             | 10,468        | 4,224         | 15   | -   | 3         | 4          | 23         | 71         | 216          | 601          | 1,056        | 1,256        | 658          | 321          | 44 - 40 |         |         |
| 45 - 49                   | 7,855                              | 7,855         | 3,011         | 14   | 1   | 3         | 9          | 38         | 85         | 229          | 430          | 701          | 783          | 436          | 282          | 49 - 45 |         |         |
| 50 - 54                   | 6,274                              | 6,274         | 2,138         | 20   | 1   | 8         | 9          | 45         | 121        | 189          | 352          | 491          | 511          | 231          | 160          | 54 - 50 |         |         |
| 55 - 59                   | 5,004                              | 5,004         | 1,651         | 14   | -   | 3         | 21         | 32         | 83         | 171          | 306          | 385          | 339          | 175          | 122          | 59 - 55 |         |         |
| 60 - 64                   | 5,356                              | 5,356         | 1,695         | 23   | 1   | 9         | 15         | 58         | 119        | 187          | 291          | 362          | 338          | 164          | 128          | 64 - 60 |         |         |
| 65+                       | 11,221                             | 11,221        | 3,398         | 128  | 6   | 22        | 52         | 119        | 244        | 476          | 617          | 690          | 519          | 290          | 235          | +65     |         |         |
| <b>Total</b>              | <b>76,456</b>                      | <b>76,456</b> | <b>35,918</b> | <b>270</b>   | <b>9</b>  | <b>48</b> | <b>115</b> | <b>332</b> | <b>776</b> | <b>1,691</b> | <b>3,571</b> | <b>6,562</b> | <b>9,037</b> | <b>7,522</b> | <b>5,985</b> |         |         |         |

2007

( 12)

:( ) 16

**Table 16 (Cont.): Ever Married Palestinian Women (12 Years and Over) in Nablus Governorate by Age Group, Number of Births Still Alive by Sex and Type of Locality, 2007**

(Urban )

| Age Group & Sex of Births | Total Number of Births Still Alive |               |               | ( 12)      | Ever Married Women with Indicated Number of Births Still Alive by Sex |            |            |            |            |              |              |              |              |              |              |         |         |         |
|---------------------------|------------------------------------|---------------|---------------|------------|---|------------|------------|------------|------------|--------------|--------------|--------------|--------------|--------------|--------------|---------|---------|---------|
|                           | Females                            | Males         | Both Sexes    |            | Total of Ever Married Women (12 Years and Over)                       | Not Stated | +10        | 9          | 8          | 7            | 6            | 5            | 4            | 3            | 2            | 1       |         | 0       |
| <b>Births Females</b>     |                                    |               |               |            |   |            |            |            |            |              |              |              |              |              |              |         |         |         |
| 12 - 14                   | -                                  | -             | 4             | -          | -   | -          | -          | -          | -          | -            | -            | -            | -            | -            | -            | -       | 4       | 14 - 12 |
| 15 - 19                   | 309                                | 309           | 1,056         | 6          | -   | -          | -          | -          | -          | -            | -            | -            | 1            | 27           | 243          | 779     | 19 - 15 |         |
| 20 -24                    | 2,621                              | 2,621         | 3,790         | 13         | -   | -          | -          | -          | -          | 1            | 19           | 84           | 482          | 1,324        | 1,867        | 24 - 20 |         |         |
| 25 - 29                   | 6,635                              | 6,635         | 5,158         | 9          | -   | -          | -          | 2          | 6          | 30           | 153          | 497          | 1,265        | 1,802        | 1,394        | 29 - 25 |         |         |
| 30 - 34                   | 9,315                              | 9,315         | 5,255         | 15         | -   | 2          | 1          | 6          | 24         | 122          | 344          | 875          | 1,483        | 1,526        | 857          | 34 - 30 |         |         |
| 35 - 39                   | 9,656                              | 9,656         | 4,538         | 13         | -   | 2          | 7          | 31         | 65         | 182          | 480          | 862          | 1,226        | 1,107        | 563          | 39 - 35 |         |         |
| 40 - 44                   | 9,801                              | 9,801         | 4,224         | 15         | -   | 5          | 15         | 44         | 95         | 255          | 493          | 824          | 1,063        | 913          | 502          | 44 - 40 |         |         |
| 45 - 49                   | 7,561                              | 7,561         | 3,011         | 14         | 2   | 7          | 21         | 64         | 106        | 215          | 366          | 580          | 698          | 551          | 387          | 49 - 45 |         |         |
| 50 - 54                   | 5,787                              | 5,787         | 2,138         | 20         | 3   | 13         | 15         | 49         | 102        | 180          | 310          | 382          | 464          | 350          | 250          | 54 - 50 |         |         |
| 55 - 59                   | 4,734                              | 4,734         | 1,651         | 14         | 5   | 15         | 16         | 41         | 87         | 149          | 260          | 306          | 323          | 262          | 173          | 59 - 55 |         |         |
| 60 - 64                   | 5,071                              | 5,071         | 1,695         | 23         | 5   | 12         | 17         | 58         | 98         | 187          | 252          | 309          | 345          | 221          | 168          | 64 - 60 |         |         |
| 65+                       | 10,097                             | 10,097        | 3,398         | 128        | 9   | 17         | 37         | 114        | 210        | 386          | 529          | 594          | 628          | 407          | 339          | +65     |         |         |
| <b>Total</b>              | <b>71,587</b>                      | <b>71,587</b> | <b>35,918</b> | <b>270</b> | <b>24</b>   | <b>73</b>  | <b>129</b> | <b>409</b> | <b>793</b> | <b>1,707</b> | <b>3,206</b> | <b>5,314</b> | <b>8,004</b> | <b>8,706</b> | <b>7,283</b> |         |         |         |

2007

( 12)

:( ) 16

**Table 16 (Cont.): Ever Married Palestinian Women (12 Years and Over) in Nablus Governorate by Age Group, Number of Births Still Alive by Sex and Type of Locality, 2007**

(Rural )

| Age Group & Sex of Births | Total Number of Births Still Alive |               |               | ( 12)<br>Total of Ever Married Women (12 Years and Over) | Ever Married Women with Indicated Number of Births Still Alive by Sex |              |            |              |              |              |              |              |              |              |              |              |   |         |         |
|---------------------------|------------------------------------|---------------|---------------|--|---|--------------|------------|--------------|--------------|--------------|--------------|--------------|--------------|--------------|--------------|--------------|---|---------|---------|
|                           | Females                            | Males         | Both Sexes    |  | Not Stated  | +10          | 9          | 8            | 7            | 6            | 5            | 4            | 3            | 2            | 1            | 0            |   |         |         |
| <b>Births Both Sexes</b>  |                                    |               |               |  |   |              |            |              |              |              |              |              |              |              |              |              |   |         |         |
| 12 - 14                   | -                                  | -             | -             | 1  | -   | -            | -          | -            | -            | -            | -            | -            | -            | -            | -            | -            | - | 1       | 14 - 12 |
| 15 - 19                   | 180                                | 197           | 377           | 690  | 3   | -            | -          | -            | -            | -            | -            | -            | 6            | 70           | 219          | 392          |   | 19 - 15 |         |
| 20 - 24                   | 1,873                              | 1,937         | 3,810         | 2,497  | 16  | -            | -          | -            | -            | 1            | 12           | 104          | 389          | 730          | 701          | 544          |   | 24 - 20 |         |
| 25 - 29                   | 4,260                              | 4,465         | 8,725         | 3,057  | 13  | 1            | 1          | 6            | 18           | 72           | 277          | 687          | 794          | 628          | 327          | 233          |   | 29 - 25 |         |
| 30 - 34                   | 6,096                              | 6,520         | 12,616        | 3,005  | 9   | 8            | 18         | 72           | 198          | 370          | 634          | 749          | 487          | 227          | 110          | 123          |   | 34 - 30 |         |
| 35 - 39                   | 7,042                              | 7,202         | 14,244        | 2,722  | 8   | 56           | 87         | 236          | 340          | 525          | 570          | 437          | 199          | 85           | 82           | 97           |   | 39 - 35 |         |
| 40 - 44                   | 6,158                              | 6,721         | 12,879        | 2,222  | 3   | 137          | 147        | 240          | 331          | 417          | 359          | 253          | 110          | 61           | 64           | 100          |   | 44 - 40 |         |
| 45 - 49                   | 5,167                              | 5,570         | 10,737        | 1,716  | 11  | 222          | 142        | 215          | 268          | 241          | 215          | 131          | 74           | 57           | 44           | 96           |   | 49 - 45 |         |
| 50 - 54                   | 4,070                              | 4,500         | 8,570         | 1,270  | 13  | 247          | 132        | 167          | 175          | 151          | 115          | 79           | 47           | 35           | 35           | 74           |   | 54 - 50 |         |
| 55 - 59                   | 3,204                              | 3,404         | 6,608         | 943  | 12  | 215          | 108        | 118          | 124          | 109          | 78           | 49           | 34           | 25           | 25           | 46           |   | 59 - 55 |         |
| 60 - 64                   | 2,969                              | 3,284         | 6,253         | 892  | 11  | 220          | 113        | 105          | 92           | 84           | 80           | 38           | 52           | 25           | 19           | 53           |   | 64 - 60 |         |
| 65+                       | 7,182                              | 7,944         | 15,126        | 2,373  | 81  | 388          | 250        | 295          | 299          | 258          | 228          | 201          | 134          | 80           | 75           | 84           |   | +65     |         |
| <b>Total</b>              | <b>48,201</b>                      | <b>51,744</b> | <b>99,945</b> | <b>21,388</b>  | <b>180</b>  | <b>1,494</b> | <b>998</b> | <b>1,454</b> | <b>1,845</b> | <b>2,228</b> | <b>2,568</b> | <b>2,728</b> | <b>2,326</b> | <b>2,023</b> | <b>1,701</b> | <b>1,843</b> |   |         |         |

2007

( 12)

:( ) 16

**Table 16 (Cont.): Ever Married Palestinian Women (12 Years and Over) in Nablus Governorate by Age Group, Number of Births Still Alive by Sex and Type of Locality, 2007**

(Rural )

| Age Group & Sex of Births | Total Number of Births Still Alive |               |               | ( 12)      | Ever Married Women with Indicated Number of Births Still Alive by Sex |            |            |            |            |              |              |              |              |              |              |     |   |         |
|---------------------------|------------------------------------|---------------|---------------|------------|---|------------|------------|------------|------------|--------------|--------------|--------------|--------------|--------------|--------------|-----|---|---------|
|                           | Females                            | Males         | Both Sexes    |            | Total of Ever Married Women (12 Years and Over)                       | Not Stated | +10        | 9          | 8          | 7            | 6            | 5            | 4            | 3            | 2            | 1   |   | 0       |
| <b>Births Males</b>       |                                    |               |               |            |   |            |            |            |            |              |              |              |              |              |              |     |   |         |
| 12 - 14                   | -                                  | -             | 1             | -          | -   | -          | -          | -          | -          | -            | -            | -            | -            | -            | -            | -   | 1 | 14 - 12 |
| 15 - 19                   | 197                                | 197           | 690           | 3          | -   | -          | -          | -          | -          | -            | -            | -            | 2            | 18           | 155          | 512 |   | 19 - 15 |
| 20 -24                    | 1,937                              | 1,937         | 2,497         | 16         | -   | -          | -          | -          | -          | 1            | 6            | 69           | 393          | 915          | 1,097        |     |   | 24 - 20 |
| 25 - 29                   | 4,465                              | 4,465         | 3,057         | 13         | -   | -          | -          | 1          | -          | 18           | 102          | 392          | 899          | 986          | 646          |     |   | 29 - 25 |
| 30 - 34                   | 6,520                              | 6,520         | 3,005         | 9          | -   | -          | 2          | 5          | 25         | 98           | 318          | 679          | 950          | 620          | 299          |     |   | 34 - 30 |
| 35 - 39                   | 7,202                              | 7,202         | 2,722         | 8          | -   | -          | 8          | 22         | 62         | 173          | 433          | 701          | 795          | 322          | 198          |     |   | 39 - 35 |
| 40 - 44                   | 6,721                              | 6,721         | 2,222         | 3          | 2   | 6          | 15         | 44         | 95         | 229          | 408          | 555          | 495          | 217          | 153          |     |   | 44 - 40 |
| 45 - 49                   | 5,570                              | 5,570         | 1,716         | 11         | 3   | 2          | 19         | 50         | 131        | 229          | 299          | 372          | 312          | 151          | 137          |     |   | 49 - 45 |
| 50 - 54                   | 4,500                              | 4,500         | 1,270         | 13         | 7   | 11         | 30         | 62         | 97         | 185          | 235          | 238          | 198          | 97           | 97           |     |   | 54 - 50 |
| 55 - 59                   | 3,404                              | 3,404         | 943           | 12         | 4   | 9          | 27         | 45         | 81         | 132          | 190          | 175          | 121          | 77           | 70           |     |   | 59 - 55 |
| 60 - 64                   | 3,284                              | 3,284         | 892           | 11         | 6   | 13         | 14         | 59         | 93         | 124          | 149          | 162          | 132          | 58           | 71           |     |   | 64 - 60 |
| 65+                       | 7,944                              | 7,944         | 2,373         | 81         | 10  | 14         | 51         | 96         | 192        | 295          | 418          | 465          | 346          | 246          | 159          |     |   | +65     |
| <b>Total</b>              | <b>51,744</b>                      | <b>51,744</b> | <b>21,388</b> | <b>180</b> | <b>32</b>   | <b>55</b>  | <b>166</b> | <b>384</b> | <b>776</b> | <b>1,484</b> | <b>2,558</b> | <b>3,810</b> | <b>4,659</b> | <b>3,844</b> | <b>3,440</b> |     |   |         |

2007

( 12)

:( ) 16

**Table 16 (Cont.): Ever Married Palestinian Women (12 Years and Over) in Nablus Governorate by Age Group, Number of Births Still Alive by Sex and Type of Locality, 2007**

(Rural )

| Age Group & Sex of Births | Total Number of Births Still Alive |               |               | ( 12)      | Ever Married Women with Indicated Number of Births Still Alive by Sex |            |            |            |            |              |              |              |              |              |              |         |         |         |
|---------------------------|------------------------------------|---------------|---------------|------------|---|------------|------------|------------|------------|--------------|--------------|--------------|--------------|--------------|--------------|---------|---------|---------|
|                           | Females                            | Males         | Both Sexes    |            | Total of Ever Married Women (12 Years and Over)                       | Not Stated | +10        | 9          | 8          | 7            | 6            | 5            | 4            | 3            | 2            | 1       |         | 0       |
| <b>Births Females</b>     |                                    |               |               |            |   |            |            |            |            |              |              |              |              |              |              |         |         |         |
| 12 - 14                   | -                                  | -             | 1             | -          | -   | -          | -          | -          | -          | -            | -            | -            | -            | -            | -            | -       | 1       | 14 - 12 |
| 15 - 19                   | 180                                | 180           | 690           | 3          | -   | -          | -          | -          | -          | -            | -            | -            | -            | 20           | 140          | 527     | 19 - 15 |         |
| 20 -24                    | 1,873                              | 1,873         | 2,497         | 16         | -   | -          | -          | -          | -          | 1            | 14           | 97           | 324          | 873          | 1,172        | 24 - 20 |         |         |
| 25 - 29                   | 4,260                              | 4,260         | 3,057         | 13         | -   | -          | -          | 1          | 8          | 25           | 111          | 359          | 771          | 1,017        | 752          | 29 - 25 |         |         |
| 30 - 34                   | 6,096                              | 6,096         | 3,005         | 9          | -   | -          | 1          | 14         | 43         | 111          | 293          | 560          | 775          | 775          | 424          | 34 - 30 |         |         |
| 35 - 39                   | 7,042                              | 7,042         | 2,722         | 8          | -   | 4          | 12         | 35         | 101        | 224          | 359          | 594          | 616          | 489          | 280          | 39 - 35 |         |         |
| 40 - 44                   | 6,158                              | 6,158         | 2,222         | 3          | 1   | 9          | 16         | 51         | 101        | 211          | 340          | 418          | 485          | 336          | 251          | 44 - 40 |         |         |
| 45 - 49                   | 5,167                              | 5,167         | 1,716         | 11         | 4   | 4          | 24         | 56         | 118        | 169          | 284          | 304          | 343          | 219          | 180          | 49 - 45 |         |         |
| 50 - 54                   | 4,070                              | 4,070         | 1,270         | 13         | 4   | 12         | 30         | 56         | 93         | 133          | 188          | 250          | 203          | 157          | 131          | 54 - 50 |         |         |
| 55 - 59                   | 3,204                              | 3,204         | 943           | 12         | 9   | 13         | 19         | 54         | 62         | 106          | 163          | 173          | 148          | 96           | 88           | 59 - 55 |         |         |
| 60 - 64                   | 2,969                              | 2,969         | 892           | 11         | 5   | 10         | 20         | 41         | 75         | 115          | 128          | 155          | 134          | 110          | 88           | 64 - 60 |         |         |
| 65+                       | 7,182                              | 7,182         | 2,373         | 81         | 5   | 10         | 30         | 73         | 177        | 239          | 386          | 454          | 416          | 296          | 206          | +65     |         |         |
| <b>Total</b>              | <b>48,201</b>                      | <b>48,201</b> | <b>21,388</b> | <b>180</b> | <b>28</b>   | <b>62</b>  | <b>152</b> | <b>381</b> | <b>778</b> | <b>1,334</b> | <b>2,266</b> | <b>3,364</b> | <b>4,235</b> | <b>4,508</b> | <b>4,100</b> |         |         |         |

2007

( 12)

:( ) 16

**Table 16 (Cont.): Ever Married Palestinian Women (12 Years and Over) in Nablus Governorate by Age Group, Number of Births Still Alive by Sex and Type of Locality, 2007**

(Camps )

| Age Group & Sex of Births | Total Number of Births Still Alive |               |               | ( 12)        | Ever Married Women with Indicated Number of Births Still Alive by Sex |            |            |            |            |            |            |            |            |            |            |            |   |         |         |
|---------------------------|------------------------------------|---------------|---------------|--------------|---|------------|------------|------------|------------|------------|------------|------------|------------|------------|------------|------------|---|---------|---------|
|                           | Females                            | Males         | Both Sexes    |              | Total of Ever Married Women (12 Years and Over)                       | Not Stated | +10        | 9          | 8          | 7          | 6          | 5          | 4          | 3          | 2          | 1          | 0 |         |         |
| <b>Births Both Sexes</b>  |                                    |               |               |              |   |            |            |            |            |            |            |            |            |            |            |            |   |         |         |
| 12 - 14                   | -                                  | -             | -             | 1            | -   | -          | -          | -          | -          | -          | -          | -          | -          | -          | -          | -          | - | 1       | 14 - 12 |
| 15 - 19                   | 72                                 | 68            | 140           | 251          | 4   | -          | -          | -          | -          | -          | -          | -          | 2          | 26         | 82         | 137        |   | 19 - 15 |         |
| 20 - 24                   | 537                                | 573           | 1,110         | 678          | 3   | -          | -          | -          | -          | -          | 2          | 39         | 117        | 210        | 173        | 134        |   | 24 - 20 |         |
| 25 - 29                   | 1,328                              | 1,258         | 2,586         | 897          | 2   | -          | -          | 1          | 7          | 20         | 100        | 197        | 236        | 165        | 83         | 86         |   | 29 - 25 |         |
| 30 - 34                   | 1,685                              | 1,752         | 3,437         | 860          | 1   | -          | 3          | 16         | 48         | 99         | 180        | 208        | 131        | 99         | 29         | 46         |   | 34 - 30 |         |
| 35 - 39                   | 1,778                              | 1,773         | 3,551         | 737          | 3   | 7          | 18         | 26         | 101        | 136        | 163        | 123        | 63         | 28         | 33         | 36         |   | 39 - 35 |         |
| 40 - 44                   | 1,778                              | 1,854         | 3,632         | 665          | 1   | 31         | 30         | 67         | 96         | 113        | 118        | 79         | 48         | 30         | 26         | 26         |   | 44 - 40 |         |
| 45 - 49                   | 1,275                              | 1,346         | 2,621         | 462          | -   | 34         | 34         | 57         | 73         | 67         | 51         | 45         | 29         | 20         | 18         | 34         |   | 49 - 45 |         |
| 50 - 54                   | 1,014                              | 1,169         | 2,183         | 337          | 3   | 53         | 39         | 43         | 46         | 44         | 29         | 27         | 10         | 13         | 11         | 19         |   | 54 - 50 |         |
| 55 - 59                   | 761                                | 795           | 1,556         | 233          | 2   | 42         | 29         | 24         | 39         | 29         | 17         | 13         | 9          | 8          | 5          | 16         |   | 59 - 55 |         |
| 60 - 64                   | 1,052                              | 1,045         | 2,097         | 306          | 3   | 68         | 33         | 40         | 32         | 37         | 27         | 19         | 17         | 7          | 11         | 12         |   | 64 - 60 |         |
| 65+                       | 1,697                              | 1,850         | 3,547         | 513          | 12  | 100        | 65         | 55         | 80         | 57         | 53         | 35         | 22         | 11         | 11         | 12         |   | +65     |         |
| <b>Total</b>              | <b>12,977</b>                      | <b>13,483</b> | <b>26,460</b> | <b>5,940</b> | <b>34</b>   | <b>335</b> | <b>251</b> | <b>329</b> | <b>522</b> | <b>602</b> | <b>740</b> | <b>785</b> | <b>684</b> | <b>617</b> | <b>482</b> | <b>559</b> |   |         |         |

2007

( 12)

:( ) 16

**Table 16 (Cont.): Ever Married Palestinian Women (12 Years and Over) in Nablus Governorate by Age Group, Number of Births Still Alive by Sex and Type of Locality, 2007**

(Camps )

| Age Group & Sex of Births | Total Number of Births Still Alive |               |              | Total of Ever Married Women (12 Years and Over) | Ever Married Women with Indicated Number of Births Still Alive by Sex |           |           |           |            |            |            |              |              |              |              |         |         |         |
|---------------------------|------------------------------------|---------------|--------------|---|---|-----------|-----------|-----------|------------|------------|------------|--------------|--------------|--------------|--------------|---------|---------|---------|
|                           | Females                            | Males         | Both Sexes   |   | Not Stated  | +10       | 9         | 8         | 7          | 6          | 5          | 4            | 3            | 2            | 1            | 0       |         |         |
| <b>Births Males</b>       |                                    |               |              |   |   |           |           |           |            |            |            |              |              |              |              |         |         |         |
| 12 - 14                   | -                                  | -             | 1            | -   | -   | -         | -         | -         | -          | -          | -          | -            | -            | -            | -            | -       | 1       | 14 - 12 |
| 15 - 19                   | 68                                 | 68            | 251          | 4   | -   | -         | -         | -         | -          | -          | -          | -            | -            | 7            | 54           | 186     | 19 - 15 |         |
| 20 - 24                   | 573                                | 573           | 678          | 3   | -   | -         | -         | -         | -          | -          | 1          | 27           | 114          | 260          | 273          | 24 - 20 |         |         |
| 25 - 29                   | 1,258                              | 1,258         | 897          | 2   | -   | -         | -         | -         | 1          | 4          | 22         | 124          | 234          | 304          | 206          | 29 - 25 |         |         |
| 30 - 34                   | 1,752                              | 1,752         | 860          | 1   | -   | -         | -         | -         | 6          | 19         | 78         | 193          | 269          | 192          | 102          | 34 - 30 |         |         |
| 35 - 39                   | 1,773                              | 1,773         | 737          | 3   | -   | -         | -         | 5         | 16         | 38         | 86         | 198          | 199          | 116          | 76           | 39 - 35 |         |         |
| 40 - 44                   | 1,854                              | 1,854         | 665          | 1   | -   | -         | 3         | 9         | 29         | 60         | 97         | 172          | 145          | 99           | 50           | 44 - 40 |         |         |
| 45 - 49                   | 1,346                              | 1,346         | 462          | -   | -   | -         | 4         | 10        | 24         | 47         | 85         | 99           | 88           | 52           | 53           | 49 - 45 |         |         |
| 50 - 54                   | 1,169                              | 1,169         | 337          | 3   | -   | 3         | 3         | 15        | 29         | 57         | 64         | 57           | 50           | 27           | 29           | 54 - 50 |         |         |
| 55 - 59                   | 795                                | 795           | 233          | 2   | -   | -         | 4         | 12        | 20         | 26         | 51         | 49           | 29           | 20           | 20           | 59 - 55 |         |         |
| 60 - 64                   | 1,045                              | 1,045         | 306          | 3   | -   | 2         | 8         | 8         | 31         | 37         | 59         | 56           | 49           | 34           | 19           | 64 - 60 |         |         |
| 65+                       | 1,850                              | 1,850         | 513          | 12  | 3   | 5         | 10        | 22        | 50         | 71         | 97         | 98           | 81           | 42           | 22           | +65     |         |         |
| <b>Total</b>              | <b>13,483</b>                      | <b>13,483</b> | <b>5,940</b> | <b>34</b>                                       | <b>3</b>  | <b>10</b> | <b>32</b> | <b>81</b> | <b>206</b> | <b>359</b> | <b>640</b> | <b>1,073</b> | <b>1,265</b> | <b>1,200</b> | <b>1,037</b> |         |         |         |



2007

( 12)

:( ) 16

**Table 16 (Cont.): Ever Married Palestinian Women (12 Years and Over) in Nablus Governorate by Age Group, Number of Births Still Alive by Sex and Type of Locality, 2007**

(Camps )

| Age Group & Sex of Births | Total Number of Births Still Alive |               |              | Total of Ever Married Women (12 Years and Over) | Ever Married Women with Indicated Number of Births Still Alive by Sex |           |           |           |            |            |            |            |              |              |              |         |         |         |
|---------------------------|------------------------------------|---------------|--------------|---|---|-----------|-----------|-----------|------------|------------|------------|------------|--------------|--------------|--------------|---------|---------|---------|
|                           | Females                            | Males         | Both Sexes   |   | Not Stated  | +10       | 9         | 8         | 7          | 6          | 5          | 4          | 3            | 2            | 1            | 0       |         |         |
| <b>Births Females</b>     |                                    |               |              |   |   |           |           |           |            |            |            |            |              |              |              |         |         |         |
| 12 - 14                   | -                                  | -             | 1            | -   | -   | -         | -         | -         | -          | -          | -          | -          | -            | -            | -            | -       | 1       | 14 - 12 |
| 15 - 19                   | 72                                 | 72            | 251          | 4   | -   | -         | -         | -         | -          | -          | -          | -          | -            | 2            | 68           | 177     | 19 - 15 |         |
| 20 -24                    | 537                                | 537           | 678          | 3   | -   | -         | -         | -         | -          | -          | 2          | 27         | 92           | 264          | 290          | 24 - 20 |         |         |
| 25 - 29                   | 1,328                              | 1,328         | 897          | 2   | -   | -         | -         | -         | 3          | 10         | 26         | 122        | 252          | 286          | 196          | 29 - 25 |         |         |
| 30 - 34                   | 1,685                              | 1,685         | 860          | 1   | -   | -         | -         | 1         | 11         | 30         | 79         | 144        | 252          | 210          | 132          | 34 - 30 |         |         |
| 35 - 39                   | 1,778                              | 1,778         | 737          | 3   | -   | -         | 4         | 4         | 14         | 60         | 105        | 137        | 182          | 139          | 89           | 39 - 35 |         |         |
| 40 - 44                   | 1,778                              | 1,778         | 665          | 1   | 1   | 2         | 4         | 19        | 20         | 61         | 84         | 133        | 151          | 121          | 68           | 44 - 40 |         |         |
| 45 - 49                   | 1,275                              | 1,275         | 462          | -   | -   | 4         | 6         | 10        | 24         | 36         | 67         | 91         | 94           | 68           | 62           | 49 - 45 |         |         |
| 50 - 54                   | 1,014                              | 1,014         | 337          | 3   | -   | 2         | 3         | 12        | 20         | 44         | 51         | 60         | 57           | 50           | 35           | 54 - 50 |         |         |
| 55 - 59                   | 761                                | 761           | 233          | 2   | 1   | -         | 5         | 16        | 17         | 24         | 38         | 38         | 43           | 25           | 24           | 59 - 55 |         |         |
| 60 - 64                   | 1,052                              | 1,052         | 306          | 3   | 4   | 5         | 8         | 9         | 26         | 35         | 49         | 63         | 44           | 34           | 26           | 64 - 60 |         |         |
| 65+                       | 1,697                              | 1,697         | 513          | 12  | 2   | 4         | 8         | 17        | 42         | 65         | 83         | 102        | 93           | 57           | 28           | +65     |         |         |
| <b>Total</b>              | <b>12,977</b>                      | <b>12,977</b> | <b>5,940</b> | <b>34</b>                                       | <b>8</b>  | <b>17</b> | <b>38</b> | <b>88</b> | <b>177</b> | <b>365</b> | <b>584</b> | <b>917</b> | <b>1,262</b> | <b>1,322</b> | <b>1,128</b> |         |         |         |

**Table 17: Ever Married Palestinian Women (12 - 59) Years in Nablus Governorate by Age Group, Educational Attainment and Number of Births Ever Born Alive by Sex Within the 12 Months Preceding the Census, 2007**

| Educational Attainment | Age Group    | (59 - 12)                                   | 12                                      |            |              |         |
|------------------------|--------------|---|---|------------|--------------|---------|
|                        |              | Total of Ever Married Women (12 - 59) Years | Live Births Ever Born in Past 12 Months |            |              |         |
|                        |              |   | Females                                 | Males      | Both Sexes   |         |
| Illiterate             | 12 - 14      | -   | -                                       | -          | -            | 14 - 12 |
|                        | 15 - 19      | -   | -                                       | -          | -            | 19 - 15 |
|                        | 20 - 24      | 15  | 3                                       | 2          | 5            | 24 - 20 |
|                        | 25 - 29      | 35  | 6                                       | 4          | 10           | 29 - 25 |
|                        | 30 - 34      | 58  | 5                                       | 4          | 9            | 34 - 30 |
|                        | 35 - 39      | 70  | 5                                       | 5          | 10           | 39 - 35 |
|                        | 40 - 44      | 181   | 6                                       | 2          | 8            | 44 - 40 |
|                        | 45 - 49      | 312   | -                                       | -          | -            | 49 - 45 |
|                        | 50 - 54      | 490   | 1                                       | 1          | 2            | 54 - 50 |
| 55 - 59                | 705          | -   | 1                                       | 1          | 59 - 55      |         |
|                        | <b>Total</b> | <b>1,866</b>                                | <b>26</b>                               | <b>19</b>  | <b>45</b>    |         |
| Can Read & Write       | 12 - 14      | -   | -                                       | -          | -            | 14 - 12 |
|                        | 15 - 19      | 32  | 5                                       | 7          | 12           | 19 - 15 |
|                        | 20 - 24      | 136   | 15                                      | 26         | 41           | 24 - 20 |
|                        | 25 - 29      | 352   | 48                                      | 44         | 92           | 29 - 25 |
|                        | 30 - 34      | 531   | 43                                      | 39         | 82           | 34 - 30 |
|                        | 35 - 39      | 597   | 35                                      | 40         | 75           | 39 - 35 |
|                        | 40 - 44      | 808   | 22                                      | 15         | 37           | 44 - 40 |
|                        | 45 - 49      | 899   | 1                                       | 1          | 2            | 49 - 45 |
|                        | 50 - 54      | 912   | -                                       | -          | -            | 54 - 50 |
| 55 - 59                | 698          | -   | -                                       | -          | 59 - 55      |         |
|                        | <b>Total</b> | <b>4,965</b>                                | <b>169</b>                              | <b>172</b> | <b>341</b>   |         |
| Elementary             | 12 - 14      | 3   | -                                       | -          | -            | 14 - 12 |
|                        | 15 - 19      | 267   | 35                                      | 57         | 92           | 19 - 15 |
|                        | 20 - 24      | 892   | 138                                     | 148        | 286          | 24 - 20 |
|                        | 25 - 29      | 1,591                                       | 190                                     | 205        | 395          | 29 - 25 |
|                        | 30 - 34      | 2,025                                       | 174                                     | 187        | 361          | 34 - 30 |
|                        | 35 - 39      | 1,981                                       | 126                                     | 125        | 251          | 39 - 35 |
|                        | 40 - 44      | 1,672                                       | 40                                      | 42         | 82           | 44 - 40 |
|                        | 45 - 49      | 1,482                                       | 3                                       | 5          | 8            | 49 - 45 |
|                        | 50 - 54      | 1,116                                       | 1                                       | 1          | 2            | 54 - 50 |
| 55 - 59                | 696          | -   | -                                       | -          | 59 - 55      |         |
|                        | <b>Total</b> | <b>11,725</b>                               | <b>707</b>                              | <b>770</b> | <b>1,477</b> |         |

**Table 17 ( Cont.): Ever Married Palestinian Women (12 - 59) Years in Nablus Governorate by Age Group, Educational Attainment and Number of Births Ever Born Alive by Sex Within the 12 Months Preceding the Census, 2007**

| Educational Attainment | Age Group    | (59 - 12)                                   | 12                                      |              |              |         |
|------------------------|--------------|---|---|--------------|--------------|---------|
|                        |              | Total of Ever Married Women (12 - 59) Years | Live Births Ever Born in Past 12 Months |              |              |         |
|                        |              |   | Females                                 | Males        | Both Sexes   |         |
| Preparatory            | 12 - 14      | 3   | -                                       | -            | -            | 14 - 12 |
|                        | 15 - 19      | 1,166                                       | 170                                     | 192          | 362          | 19 - 15 |
|                        | 20 - 24      | 2,654                                       | 456                                     | 482          | 938          | 24 - 20 |
|                        | 25 - 29      | 3,267                                       | 411                                     | 452          | 863          | 29 - 25 |
|                        | 30 - 34      | 3,310                                       | 292                                     | 298          | 590          | 34 - 30 |
|                        | 35 - 39      | 2,493                                       | 148                                     | 152          | 300          | 39 - 35 |
|                        | 40 - 44      | 2,075                                       | 29                                      | 44           | 73           | 44 - 40 |
|                        | 45 - 49      | 1,126                                       | 2                                       | 6            | 8            | 49 - 45 |
|                        | 50 - 54      | 575   | 1                                       | -            | 1            | 54 - 50 |
|                        | 55 - 59      | 303   | -                                       | -            | -            | 59 - 55 |
|                        | <b>Total</b> | <b>16,972</b>                               | <b>1,509</b>                            | <b>1,626</b> | <b>3,135</b> |         |
| Secondary              | 12 - 14      | -   | -                                       | -            | -            | 14 - 12 |
|                        | 15 - 19      | 526   | 77                                      | 63           | 140          | 19 - 15 |
|                        | 20 - 24      | 2,176                                       | 341                                     | 391          | 732          | 24 - 20 |
|                        | 25 - 29      | 1,584                                       | 202                                     | 210          | 412          | 29 - 25 |
|                        | 30 - 34      | 1,320                                       | 109                                     | 123          | 232          | 34 - 30 |
|                        | 35 - 39      | 1,406                                       | 79                                      | 84           | 163          | 39 - 35 |
|                        | 40 - 44      | 911   | 22                                      | 13           | 35           | 44 - 40 |
|                        | 45 - 49      | 527   | -                                       | 1            | 1            | 49 - 45 |
|                        | 50 - 54      | 263   | -                                       | 1            | 1            | 54 - 50 |
|                        | 55 - 59      | 148   | -                                       | -            | -            | 59 - 55 |
|                        | <b>Total</b> | <b>8,861</b>                                | <b>830</b>                              | <b>886</b>   | <b>1,716</b> |         |
| Associate Diploma      | 12 - 14      | -   | -                                       | -            | -            | 14 - 12 |
|                        | 15 - 19      | 2   | -                                       | -            | -            | 19 - 15 |
|                        | 20 - 24      | 359   | 62                                      | 59           | 121          | 24 - 20 |
|                        | 25 - 29      | 665   | 103                                     | 111          | 214          | 29 - 25 |
|                        | 30 - 34      | 668   | 68                                      | 71           | 139          | 34 - 30 |
|                        | 35 - 39      | 703   | 47                                      | 50           | 97           | 39 - 35 |
|                        | 40 - 44      | 754   | 11                                      | 24           | 35           | 44 - 40 |
|                        | 45 - 49      | 398   | -                                       | 1            | 1            | 49 - 45 |
|                        | 50 - 54      | 236   | -                                       | -            | -            | 54 - 50 |
|                        | 55 - 59      | 200   | -                                       | -            | -            | 59 - 55 |
|                        | <b>Total</b> | <b>3,985</b>                                | <b>291</b>                              | <b>316</b>   | <b>607</b>   |         |

**Table 17 ( Cont.): Ever Married Palestinian Women (12 - 59) Years in Nablus Governorate by Age Group, Educational Attainment and Number of Births Ever Born Alive by Sex Within the 12 Months Preceding the Census, 2007**

| Educational Attainment | Age Group    | (59 - 12)                                   | 12                                      |            |              |         |
|------------------------|--------------|---|---|------------|--------------|---------|
|                        |              | Total of Ever Married Women (12 - 59) Years | Live Births Ever Born in Past 12 Months |            |              |         |
|                        |              |   | Females                                 | Males      | Both Sexes   |         |
| Bachelor               | 12 - 14      | -   | -                                       | -          | -            | 14 - 12 |
|                        | 15 - 19      | -   | -                                       | -          | -            | 19 - 15 |
|                        | 20 - 24      | 725   | 113                                     | 124        | 237          | 24 - 20 |
|                        | 25 - 29      | 1,571                                       | 254                                     | 275        | 529          | 29 - 25 |
|                        | 30 - 34      | 1,137                                       | 138                                     | 144        | 282          | 34 - 30 |
|                        | 35 - 39      | 673   | 44                                      | 56         | 100          | 39 - 35 |
|                        | 40 - 44      | 639   | 15                                      | 9          | 24           | 44 - 40 |
|                        | 45 - 49      | 398   | -                                       | 1          | 1            | 49 - 45 |
|                        | 50 - 54      | 131   | -                                       | -          | -            | 54 - 50 |
|                        | 55 - 59      | 67  | -                                       | 1          | 1            | 59 - 55 |
|                        | <b>Total</b> | <b>5,341</b>                                | <b>564</b>                              | <b>610</b> | <b>1,174</b> |         |
| More Than Bachelo      | 12 - 14      | -   | -                                       | -          | -            | 14 - 12 |
|                        | 15 - 19      | -   | -                                       | -          | -            | 19 - 15 |
|                        | 20 - 24      | 1   | -                                       | 1          | 1            | 24 - 20 |
|                        | 25 - 29      | 42  | 7                                       | 4          | 11           | 29 - 25 |
|                        | 30 - 34      | 66  | 6                                       | 10         | 16           | 34 - 30 |
|                        | 35 - 39      | 70  | 5                                       | 5          | 10           | 39 - 35 |
|                        | 40 - 44      | 70  | 4                                       | 2          | 6            | 44 - 40 |
|                        | 45 - 49      | 44  | -                                       | -          | -            | 49 - 45 |
|                        | 50 - 54      | 20  | -                                       | -          | -            | 54 - 50 |
|                        | 55 - 59      | 6   | -                                       | -          | -            | 59 - 55 |
|                        | <b>Total</b> | <b>319</b>                                  | <b>22</b>                               | <b>22</b>  | <b>44</b>    |         |
| Not Stated             | 12 - 14      | -   | -                                       | -          | -            | 14 - 12 |
|                        | 15 - 19      | 4   | -                                       | -          | -            | 19 - 15 |
|                        | 20 - 24      | 7   | -                                       | -          | -            | 24 - 20 |
|                        | 25 - 29      | 5   | -                                       | 1          | 1            | 29 - 25 |
|                        | 30 - 34      | 5   | -                                       | -          | -            | 34 - 30 |
|                        | 35 - 39      | 4   | -                                       | -          | -            | 39 - 35 |
|                        | 40 - 44      | 1   | -                                       | -          | -            | 44 - 40 |
|                        | 45 - 49      | 3   | -                                       | -          | -            | 49 - 45 |
|                        | 50 - 54      | 2   | -                                       | -          | -            | 54 - 50 |
|                        | 55 - 59      | 4   | -                                       | -          | -            | 59 - 55 |
|                        | <b>Total</b> | <b>35</b>                                   | <b>-</b>                                | <b>1</b>   | <b>1</b>     |         |

**Table 17 ( Cont.): Ever Married Palestinian Women (12 - 59) Years in Nablus Governorate by Age Group, Educational Attainment and Number of Births Ever Born Alive by Sex Within the 12 Months Preceding the Census, 2007**

| Educational Attainment | Age Group      | (59 - 12)                                   | 12                                      |              |              |                |  |
|------------------------|----------------|---|---|--------------|--------------|----------------|--|
|                        |                | Total of Ever Married Women (12 - 59) Years | Live Births Ever Born in Past 12 Months |              |              |                |  |
|                        |                |   | Females                                 | Males        | Both Sexes   |                |  |
| <b>Total</b>           | <b>12 - 14</b> | <b>6</b>                                    | -                                       | -            | -            | <b>14 - 12</b> |  |
|                        | <b>15 - 19</b> | <b>1,997</b>                                | 287                                     | 319          | 606          | <b>19 - 15</b> |  |
|                        | <b>20 - 24</b> | <b>6,965</b>                                | 1,128                                   | 1,233        | 2,361        | <b>24 - 20</b> |  |
|                        | <b>25 - 29</b> | <b>9,112</b>                                | 1,221                                   | 1,306        | 2,527        | <b>29 - 25</b> |  |
|                        | <b>30 - 34</b> | <b>9,120</b>                                | 835                                     | 876          | 1,711        | <b>34 - 30</b> |  |
|                        | <b>35 - 39</b> | <b>7,997</b>                                | 489                                     | 517          | 1,006        | <b>39 - 35</b> |  |
|                        | <b>40 - 44</b> | <b>7,111</b>                                | 149                                     | 151          | 300          | <b>44 - 40</b> |  |
|                        | <b>45 - 49</b> | <b>5,189</b>                                | 6                                       | 15           | 21           | <b>49 - 45</b> |  |
|                        | <b>50 - 54</b> | <b>3,745</b>                                | 3                                       | 3            | 6            | <b>54 - 50</b> |  |
|                        | <b>55 - 59</b> | <b>2,827</b>                                | -                                       | 2            | 2            | <b>59 - 55</b> |  |
|                        | <b>Total</b>   | <b>54,069</b>                               | <b>4,118</b>                            | <b>4,422</b> | <b>8,540</b> |                |  |

2007

**Table 18: Ever Married Palestinian Women (12 - 59) Years in Nablus Governorate by Age Group, Number of Births Ever Born Alive in 12 Months Preceding the Census, Number of Births Still Alive and Number of Deaths Among these Live Births, 2007**

| Age Group    | Number of Deaths |            |            | Number of Births Still Alive |              |              | Number of Births Ever Born Alive |              |              | (59 - 12)                                   | Women With Indicated Number of Births Ever Born Alive in 12 Months Preceding the Census |          |          |            |              |               |         |
|--------------|------------------|------------|------------|------------------------------|--------------|--------------|----------------------------------|--------------|--------------|---|---|----------|----------|------------|--------------|---------------|---------|
|              | Females          | Males      | Both Sexes | Females                      | Males        | Both Sexes   | Females                          | Males        | Both Sexes   | Total of Ever Married Women (12 - 59) Years | Not Stated  | + 4      | 3        | 2          | 1            | 0             |         |
| 12 - 14      | -                | -          | -          | -                            | -            | -            | -                                | -            | -            | 6   | -   | -        | -        | -          | -            | 6             | 14 - 12 |
| 15 - 19      | 3                | 3          | 6          | 284                          | 316          | 600          | 287                              | 319          | 606          | 1,997                                       | 13  | -        | -        | 4          | 598          | 1,382         | 19 - 15 |
| 20 - 24      | 11               | 16         | 27         | 1,117                        | 1,217        | 2,334        | 1,128                            | 1,233        | 2,361        | 6,965                                       | 25  | -        | -        | 35         | 2,291        | 4,614         | 24 - 20 |
| 25 - 29      | 15               | 32         | 47         | 1,206                        | 1,274        | 2,480        | 1,221                            | 1,306        | 2,527        | 9,112                                       | 20  | 1        | 2        | 61         | 2,395        | 6,633         | 29 - 25 |
| 30 - 34      | 15               | 20         | 35         | 820                          | 856          | 1,676        | 835                              | 876          | 1,711        | 9,120                                       | 19  | -        | 3        | 34         | 1,634        | 7,430         | 34 - 30 |
| 35 - 39      | 5                | 20         | 25         | 484                          | 497          | 981          | 489                              | 517          | 1,006        | 7,997                                       | 17  | -        | -        | 26         | 954          | 7,000         | 39 - 35 |
| 40 - 44      | 3                | 12         | 15         | 146                          | 139          | 285          | 149                              | 151          | 300          | 7,111                                       | 11  | -        | -        | 4          | 292          | 6,804         | 44 - 40 |
| 45 - 49      | -                | 3          | 3          | 6                            | 12           | 18           | 6                                | 15           | 21           | 5,189                                       | 11  | -        | -        | 1          | 19           | 5,158         | 49 - 45 |
| 50 - 54      | 1                | 1          | 2          | 2                            | 2            | 4            | 3                                | 3            | 6            | 3,745                                       | 18  | -        | -        | -          | 6            | 3,721         | 54 - 50 |
| 55 - 59      | -                | 2          | 2          | -                            | -            | -            | -                                | 2            | 2            | 2,827                                       | 19  | -        | -        | -          | 2            | 2,806         | 59 - 55 |
| <b>Total</b> | <b>53</b>        | <b>109</b> | <b>162</b> | <b>4,065</b>                 | <b>4,313</b> | <b>8,378</b> | <b>4,118</b>                     | <b>4,422</b> | <b>8,540</b> | <b>54,069</b>                               | <b>153</b>  | <b>1</b> | <b>5</b> | <b>165</b> | <b>8,191</b> | <b>45,554</b> |         |

**Table 19: Palestinian Population (5 Years and Over) in Nablus Governorate by Age, Sex, Educational Attendance and Type of Locality, 2007**

(Total ( ) )

| Age          | Educational Attendance and Sex |            |                      |                  |                |            |                      |                  |                |            |                      |                  |     |
|--------------|--------------------------------|------------|----------------------|------------------|----------------|------------|----------------------|------------------|----------------|------------|----------------------|------------------|-----|
|              | Females                        |            |                      |                  | Males          |            |                      |                  | Both Sexes     |            |                      |                  |     |
|              | Total                          | Not Stated | Not Attending School | Attending School | Total          | Not Stated | Not Attending School | Attending School | Total          | Not Stated | Not Attending School | Attending School |     |
| 5            | 4,171                          | 24         | 3,060                | 1,087            | 4,307          | 19         | 3,174                | 1,114            | 8,478          | 43         | 6,234                | 2,201            | 5   |
| 6            | 4,107                          | 5          | 83                   | 4,019            | 4,389          | 8          | 71                   | 4,310            | 8,496          | 13         | 154                  | 8,329            | 6   |
| 7            | 4,169                          | 4          | 27                   | 4,138            | 4,408          | 2          | 26                   | 4,380            | 8,577          | 6          | 53                   | 8,518            | 7   |
| 8            | 4,122                          | 2          | 30                   | 4,090            | 4,149          | 1          | 29                   | 4,119            | 8,271          | 3          | 59                   | 8,209            | 8   |
| 9            | 3,950                          | 3          | 30                   | 3,917            | 4,167          | -          | 42                   | 4,125            | 8,117          | 3          | 72                   | 8,042            | 9   |
| 10           | 3,717                          | -          | 31                   | 3,686            | 4,078          | 2          | 50                   | 4,026            | 7,795          | 2          | 81                   | 7,712            | 10  |
| 11           | 4,047                          | 2          | 34                   | 4,011            | 4,138          | 2          | 63                   | 4,073            | 8,185          | 4          | 97                   | 8,084            | 11  |
| 12           | 3,968                          | -          | 56                   | 3,912            | 4,186          | 2          | 105                  | 4,079            | 8,154          | 2          | 161                  | 7,991            | 12  |
| 13           | 4,060                          | 1          | 65                   | 3,994            | 4,199          | 4          | 157                  | 4,038            | 8,259          | 5          | 222                  | 8,032            | 13  |
| 14           | 4,049                          | 3          | 110                  | 3,936            | 4,256          | 2          | 264                  | 3,990            | 8,305          | 5          | 374                  | 7,926            | 14  |
| 15           | 3,832                          | 4          | 180                  | 3,648            | 4,024          | 2          | 582                  | 3,440            | 7,856          | 6          | 762                  | 7,088            | 15  |
| 16           | 3,908                          | -          | 402                  | 3,506            | 4,077          | 2          | 833                  | 3,242            | 7,985          | 2          | 1,235                | 6,748            | 16  |
| 17           | 3,664                          | 1          | 599                  | 3,064            | 3,870          | 4          | 1,119                | 2,747            | 7,534          | 5          | 1,718                | 5,811            | 17  |
| 18           | 3,323                          | 4          | 1,222                | 2,097            | 3,481          | 4          | 1,846                | 1,631            | 6,804          | 8          | 3,068                | 3,728            | 18  |
| 19           | 3,062                          | 2          | 1,217                | 1,843            | 3,212          | 4          | 1,671                | 1,537            | 6,274          | 6          | 2,888                | 3,380            | 19  |
| 20           | 2,935                          | 4          | 1,409                | 1,522            | 2,899          | 2          | 1,647                | 1,250            | 5,834          | 6          | 3,056                | 2,772            | 20  |
| 21           | 2,645                          | 2          | 1,406                | 1,237            | 2,909          | 2          | 1,813                | 1,094            | 5,554          | 4          | 3,219                | 2,331            | 21  |
| 22           | 2,640                          | 3          | 1,858                | 779              | 2,788          | -          | 2,014                | 774              | 5,428          | 3          | 3,872                | 1,553            | 22  |
| 23           | 2,600                          | 1          | 2,156                | 443              | 2,738          | 3          | 2,134                | 601              | 5,338          | 4          | 4,290                | 1,044            | 23  |
| 24           | 2,423                          | 1          | 2,138                | 284              | 2,551          | 2          | 2,160                | 389              | 4,974          | 3          | 4,298                | 673              | 24  |
| 25           | 2,372                          | 4          | 2,157                | 211              | 2,506          | 2          | 2,233                | 271              | 4,878          | 6          | 4,390                | 482              | 25  |
| 26           | 2,281                          | 1          | 2,127                | 153              | 2,398          | 3          | 2,183                | 212              | 4,679          | 4          | 4,310                | 365              | 26  |
| 27           | 2,321                          | -          | 2,185                | 136              | 2,335          | 4          | 2,174                | 157              | 4,656          | 4          | 4,359                | 293              | 27  |
| 28           | 2,279                          | -          | 2,177                | 102              | 2,281          | 5          | 2,156                | 120              | 4,560          | 5          | 4,333                | 222              | 28  |
| 29           | 2,132                          | 3          | 2,048                | 81               | 2,180          | 2          | 2,081                | 97               | 4,312          | 5          | 4,129                | 178              | 29  |
| 30+          | 51,576                         | 75         | 50,909               | 592              | 50,831         | 37         | 50,151               | 643              | 102,407        | 112        | 101,060              | 1,235            | +30 |
| <b>Total</b> | <b>134,353</b>                 | <b>149</b> | <b>77,716</b>        | <b>56,488</b>    | <b>137,357</b> | <b>120</b> | <b>80,778</b>        | <b>56,459</b>    | <b>271,710</b> | <b>269</b> | <b>158,494</b>       | <b>112,947</b>   |     |

2007

( 5 )

:( ) 19

**Table 19 (Cont.): Palestinian Population (5 Years and Over) in Nablus Governorate by Age, Sex, Educational Attendance and Type of Locality, 2007**  
(Urban )

| Age          | Educational Attendance and Sex |            |                      |                  |               |            |                      |                  |                |            |                      |                  |     |
|--------------|--------------------------------|------------|----------------------|------------------|---------------|------------|----------------------|------------------|----------------|------------|----------------------|------------------|-----|
|              | Females                        |            |                      |                  | Males         |            |                      |                  | Both Sexes     |            |                      |                  |     |
|              | Total                          | Not Stated | Not Attending School | Attending School | Total         | Not Stated | Not Attending School | Attending School | Total          | Not Stated | Not Attending School | Attending School |     |
| 5            | 2,334                          | 12         | 1,630                | 692              | 2,316         | 3          | 1,646                | 667              | 4,650          | 15         | 3,276                | 1,359            | 5   |
| 6            | 2,196                          | 2          | 38                   | 2,156            | 2,423         | 6          | 39                   | 2,378            | 4,619          | 8          | 77                   | 4,534            | 6   |
| 7            | 2,262                          | 3          | 12                   | 2,247            | 2,368         | 1          | 10                   | 2,357            | 4,630          | 4          | 22                   | 4,604            | 7   |
| 8            | 2,163                          | 1          | 13                   | 2,149            | 2,257         | 1          | 19                   | 2,237            | 4,420          | 2          | 32                   | 4,386            | 8   |
| 9            | 2,116                          | 2          | 21                   | 2,093            | 2,257         | -          | 21                   | 2,236            | 4,373          | 2          | 42                   | 4,329            | 9   |
| 10           | 2,001                          | -          | 13                   | 1,988            | 2,164         | 2          | 18                   | 2,144            | 4,165          | 2          | 31                   | 4,132            | 10  |
| 11           | 2,138                          | 1          | 18                   | 2,119            | 2,241         | 1          | 27                   | 2,213            | 4,379          | 2          | 45                   | 4,332            | 11  |
| 12           | 2,088                          | -          | 31                   | 2,057            | 2,202         | 1          | 58                   | 2,143            | 4,290          | 1          | 89                   | 4,200            | 12  |
| 13           | 2,153                          | 1          | 26                   | 2,126            | 2,236         | 1          | 76                   | 2,159            | 4,389          | 2          | 102                  | 4,285            | 13  |
| 14           | 2,158                          | 3          | 49                   | 2,106            | 2,321         | -          | 138                  | 2,183            | 4,479          | 3          | 187                  | 4,289            | 14  |
| 15           | 2,075                          | 3          | 70                   | 2,002            | 2,085         | 2          | 279                  | 1,804            | 4,160          | 5          | 349                  | 3,806            | 15  |
| 16           | 2,046                          | -          | 162                  | 1,884            | 2,137         | 1          | 403                  | 1,733            | 4,183          | 1          | 565                  | 3,617            | 16  |
| 17           | 1,929                          | -          | 250                  | 1,679            | 2,105         | 2          | 543                  | 1,560            | 4,034          | 2          | 793                  | 3,239            | 17  |
| 18           | 1,777                          | 2          | 578                  | 1,197            | 1,817         | 2          | 888                  | 927              | 3,594          | 4          | 1,466                | 2,124            | 18  |
| 19           | 1,676                          | 1          | 616                  | 1,059            | 1,699         | 1          | 820                  | 878              | 3,375          | 2          | 1,436                | 1,937            | 19  |
| 20           | 1,653                          | 3          | 748                  | 902              | 1,569         | 1          | 840                  | 728              | 3,222          | 4          | 1,588                | 1,630            | 20  |
| 21           | 1,455                          | -          | 741                  | 714              | 1,557         | 2          | 981                  | 574              | 3,012          | 2          | 1,722                | 1,288            | 21  |
| 22           | 1,454                          | 3          | 1,045                | 406              | 1,482         | -          | 1,051                | 431              | 2,936          | 3          | 2,096                | 837              | 22  |
| 23           | 1,424                          | 1          | 1,197                | 226              | 1,429         | 2          | 1,125                | 302              | 2,853          | 3          | 2,322                | 528              | 23  |
| 24           | 1,321                          | 1          | 1,189                | 131              | 1,400         | 1          | 1,190                | 209              | 2,721          | 2          | 2,379                | 340              | 24  |
| 25           | 1,354                          | 2          | 1,228                | 124              | 1,362         | 1          | 1,230                | 131              | 2,716          | 3          | 2,458                | 255              | 25  |
| 26           | 1,283                          | -          | 1,202                | 81               | 1,293         | 1          | 1,167                | 125              | 2,576          | 1          | 2,369                | 206              | 26  |
| 27           | 1,307                          | -          | 1,236                | 71               | 1,276         | 1          | 1,199                | 76               | 2,583          | 1          | 2,435                | 147              | 27  |
| 28           | 1,313                          | -          | 1,258                | 55               | 1,292         | 3          | 1,227                | 62               | 2,605          | 3          | 2,485                | 117              | 28  |
| 29           | 1,177                          | 3          | 1,134                | 40               | 1,191         | 1          | 1,138                | 52               | 2,368          | 4          | 2,272                | 92               | 29  |
| 30+          | 29,564                         | 42         | 29,149               | 373              | 29,536        | 22         | 29,180               | 334              | 59,100         | 64         | 58,329               | 707              | +30 |
| <b>Total</b> | <b>74,417</b>                  | <b>86</b>  | <b>43,654</b>        | <b>30,677</b>    | <b>76,015</b> | <b>59</b>  | <b>45,313</b>        | <b>30,643</b>    | <b>150,432</b> | <b>145</b> | <b>88,967</b>        | <b>61,320</b>    |     |



2007

( 5 )

:( ) 19

**Table 19 (Cont.): Palestinian Population (5 Years and Over) in Nablus Governorate by Age, Sex, Educational Attendance and Type of Locality, 2007**  
(Rural )

| Age          | Educational Attendance and Sex |            |                      |                  |               |            |                      |                  |               |            |                      |                  |     |
|--------------|--------------------------------|------------|----------------------|------------------|---------------|------------|----------------------|------------------|---------------|------------|----------------------|------------------|-----|
|              | Females                        |            |                      |                  | Males         |            |                      |                  | Both Sexes    |            |                      |                  |     |
|              | Total                          | Not Stated | Not Attending School | Attending School | Total         | Not Stated | Not Attending School | Attending School | Total         | Not Stated | Not Attending School | Attending School |     |
| 5            | 1,450                          | 9          | 1,139                | 302              | 1,589         | 14         | 1,211                | 364              | 3,039         | 23         | 2,350                | 666              | 5   |
| 6            | 1,471                          | 2          | 35                   | 1,434            | 1,539         | 2          | 25                   | 1,512            | 3,010         | 4          | 60                   | 2,946            | 6   |
| 7            | 1,498                          | 1          | 13                   | 1,484            | 1,616         | -          | 11                   | 1,605            | 3,114         | 1          | 24                   | 3,089            | 7   |
| 8            | 1,525                          | 1          | 13                   | 1,511            | 1,441         | -          | 8                    | 1,433            | 2,966         | 1          | 21                   | 2,944            | 8   |
| 9            | 1,415                          | 1          | 8                    | 1,406            | 1,494         | -          | 18                   | 1,476            | 2,909         | 1          | 26                   | 2,882            | 9   |
| 10           | 1,333                          | -          | 14                   | 1,319            | 1,509         | -          | 25                   | 1,484            | 2,842         | -          | 39                   | 2,803            | 10  |
| 11           | 1,482                          | 1          | 12                   | 1,469            | 1,524         | 1          | 27                   | 1,496            | 3,006         | 2          | 39                   | 2,965            | 11  |
| 12           | 1,508                          | -          | 19                   | 1,489            | 1,551         | 1          | 34                   | 1,516            | 3,059         | 1          | 53                   | 3,005            | 12  |
| 13           | 1,499                          | -          | 20                   | 1,479            | 1,559         | 3          | 55                   | 1,501            | 3,058         | 3          | 75                   | 2,980            | 13  |
| 14           | 1,515                          | -          | 42                   | 1,473            | 1,573         | 2          | 90                   | 1,481            | 3,088         | 2          | 132                  | 2,954            | 14  |
| 15           | 1,389                          | -          | 71                   | 1,318            | 1,559         | -          | 208                  | 1,351            | 2,948         | -          | 279                  | 2,669            | 15  |
| 16           | 1,503                          | -          | 159                  | 1,344            | 1,539         | 1          | 303                  | 1,235            | 3,042         | 1          | 462                  | 2,579            | 16  |
| 17           | 1,360                          | -          | 222                  | 1,138            | 1,407         | -          | 409                  | 998              | 2,767         | -          | 631                  | 2,136            | 17  |
| 18           | 1,218                          | 2          | 483                  | 733              | 1,335         | 2          | 722                  | 611              | 2,553         | 4          | 1,205                | 1,344            | 18  |
| 19           | 1,107                          | 1          | 456                  | 650              | 1,232         | 2          | 654                  | 576              | 2,339         | 3          | 1,110                | 1,226            | 19  |
| 20           | 1,029                          | 1          | 491                  | 537              | 1,040         | 1          | 577                  | 462              | 2,069         | 2          | 1,068                | 999              | 20  |
| 21           | 966                            | 2          | 510                  | 454              | 1,108         | -          | 638                  | 470              | 2,074         | 2          | 1,148                | 924              | 21  |
| 22           | 927                            | -          | 615                  | 312              | 1,025         | -          | 731                  | 294              | 1,952         | -          | 1,346                | 606              | 22  |
| 23           | 919                            | -          | 738                  | 181              | 1,069         | 1          | 791                  | 277              | 1,988         | 1          | 1,529                | 458              | 23  |
| 24           | 849                            | -          | 722                  | 127              | 911           | 1          | 757                  | 153              | 1,760         | 1          | 1,479                | 280              | 24  |
| 25           | 776                            | 1          | 711                  | 64               | 923           | 1          | 806                  | 116              | 1,699         | 2          | 1,517                | 180              | 25  |
| 26           | 781                            | 1          | 726                  | 54               | 853           | 2          | 778                  | 73               | 1,634         | 3          | 1,504                | 127              | 26  |
| 27           | 772                            | -          | 720                  | 52               | 822           | 3          | 755                  | 64               | 1,594         | 3          | 1,475                | 116              | 27  |
| 28           | 749                            | -          | 711                  | 38               | 782           | 1          | 732                  | 49               | 1,531         | 1          | 1,443                | 87               | 28  |
| 29           | 727                            | -          | 697                  | 30               | 756           | 1          | 722                  | 33               | 1,483         | 1          | 1,419                | 63               | 29  |
| 30+          | 17,172                         | 27         | 16,985               | 160              | 16,677        | 14         | 16,429               | 234              | 33,849        | 41         | 33,414               | 394              | +30 |
| <b>Total</b> | <b>46,940</b>                  | <b>50</b>  | <b>26,332</b>        | <b>20,558</b>    | <b>48,433</b> | <b>53</b>  | <b>27,516</b>        | <b>20,864</b>    | <b>95,373</b> | <b>103</b> | <b>53,848</b>        | <b>41,422</b>    |     |

2007

( 5)

:( ) 19

**Table 19 (Cont.): Palestinian Population (5 Years and Over) in Nablus Governorate by Age, Sex, Educational Attendance and Type of Locality, 2007**  
(Camps )

| Age          | Educational Attendance and Sex |            |                      |                  |               |            |                      |                  |               |            |                      |                  |     |
|--------------|--------------------------------|------------|----------------------|------------------|---------------|------------|----------------------|------------------|---------------|------------|----------------------|------------------|-----|
|              | Females                        |            |                      |                  | Males         |            |                      |                  | Both Sexes    |            |                      |                  |     |
|              | Total                          | Not Stated | Not Attending School | Attending School | Total         | Not Stated | Not Attending School | Attending School | Total         | Not Stated | Not Attending School | Attending School |     |
| 5            | 387                            | 3          | 291                  | 93               | 402           | 2          | 317                  | 83               | 789           | 5          | 608                  | 176              | 5   |
| 6            | 440                            | 1          | 10                   | 429              | 427           | -          | 7                    | 420              | 867           | 1          | 17                   | 849              | 6   |
| 7            | 409                            | -          | 2                    | 407              | 424           | 1          | 5                    | 418              | 833           | 1          | 7                    | 825              | 7   |
| 8            | 434                            | -          | 4                    | 430              | 451           | -          | 2                    | 449              | 885           | -          | 6                    | 879              | 8   |
| 9            | 419                            | -          | 1                    | 418              | 416           | -          | 3                    | 413              | 835           | -          | 4                    | 831              | 9   |
| 10           | 383                            | -          | 4                    | 379              | 405           | -          | 7                    | 398              | 788           | -          | 11                   | 777              | 10  |
| 11           | 427                            | -          | 4                    | 423              | 373           | -          | 9                    | 364              | 800           | -          | 13                   | 787              | 11  |
| 12           | 372                            | -          | 6                    | 366              | 433           | -          | 13                   | 420              | 805           | -          | 19                   | 786              | 12  |
| 13           | 408                            | -          | 19                   | 389              | 404           | -          | 26                   | 378              | 812           | -          | 45                   | 767              | 13  |
| 14           | 376                            | -          | 19                   | 357              | 362           | -          | 36                   | 326              | 738           | -          | 55                   | 683              | 14  |
| 15           | 368                            | 1          | 39                   | 328              | 380           | -          | 95                   | 285              | 748           | 1          | 134                  | 613              | 15  |
| 16           | 359                            | -          | 81                   | 278              | 401           | -          | 127                  | 274              | 760           | -          | 208                  | 552              | 16  |
| 17           | 375                            | 1          | 127                  | 247              | 358           | 2          | 167                  | 189              | 733           | 3          | 294                  | 436              | 17  |
| 18           | 328                            | -          | 161                  | 167              | 329           | -          | 236                  | 93               | 657           | -          | 397                  | 260              | 18  |
| 19           | 279                            | -          | 145                  | 134              | 281           | 1          | 197                  | 83               | 560           | 1          | 342                  | 217              | 19  |
| 20           | 253                            | -          | 170                  | 83               | 290           | -          | 230                  | 60               | 543           | -          | 400                  | 143              | 20  |
| 21           | 224                            | -          | 155                  | 69               | 244           | -          | 194                  | 50               | 468           | -          | 349                  | 119              | 21  |
| 22           | 259                            | -          | 198                  | 61               | 281           | -          | 232                  | 49               | 540           | -          | 430                  | 110              | 22  |
| 23           | 257                            | -          | 221                  | 36               | 240           | -          | 218                  | 22               | 497           | -          | 439                  | 58               | 23  |
| 24           | 253                            | -          | 227                  | 26               | 240           | -          | 213                  | 27               | 493           | -          | 440                  | 53               | 24  |
| 25           | 242                            | 1          | 218                  | 23               | 221           | -          | 197                  | 24               | 463           | 1          | 415                  | 47               | 25  |
| 26           | 217                            | -          | 199                  | 18               | 252           | -          | 238                  | 14               | 469           | -          | 437                  | 32               | 26  |
| 27           | 242                            | -          | 229                  | 13               | 237           | -          | 220                  | 17               | 479           | -          | 449                  | 30               | 27  |
| 28           | 217                            | -          | 208                  | 9                | 207           | 1          | 197                  | 9                | 424           | 1          | 405                  | 18               | 28  |
| 29           | 228                            | -          | 217                  | 11               | 233           | -          | 221                  | 12               | 461           | -          | 438                  | 23               | 29  |
| 30+          | 4,840                          | 6          | 4,775                | 59               | 4,618         | 1          | 4,542                | 75               | 9,458         | 7          | 9,317                | 134              | +30 |
| <b>Total</b> | <b>12,996</b>                  | <b>13</b>  | <b>7,730</b>         | <b>5,253</b>     | <b>12,909</b> | <b>8</b>   | <b>7,949</b>         | <b>4,952</b>     | <b>25,905</b> | <b>21</b>  | <b>15,679</b>        | <b>10,205</b>    |     |

**Table 20: Palestinian Population (10 Years and Over) in Nablus Governorate by Age Group, Sex, Literacy and Type of Locality, 2007**

| Age Group and Sex                | Camps         |            |               |              | Rural         |            |               |              | Urban          |            |                |              | Total          |            |                |               |           |
|----------------------------------|---------------|------------|---------------|--------------|---------------|------------|---------------|--------------|----------------|------------|----------------|--------------|----------------|------------|----------------|---------------|-----------|
|                                  | Total         | Not Stated | Literate      | Illiterate   | Total         | Not Stated | Literate      | Illiterate   | Total          | Not Stated | Literate       | Illiterate   | Total          | Not Stated | Literate       | Illiterate    |           |
| <b>Both Sexes</b>                |               |            |               |              |               |            |               |              |                |            |                |              |                |            |                |               |           |
| 10 - 14                          | 3,943         | -          | 3,923         | 20           | 15,053        | 6          | 14,963        | 84           | 21,702         | 11         | 21,617         | 74           | 40,698         | 17         | 40,503         | 178           | 14 - 10   |
| 15 - 19                          | 3,458         | 5          | 3,442         | 11           | 13,649        | 6          | 13,561        | 82           | 19,346         | 9          | 19,234         | 103          | 36,453         | 20         | 36,237         | 196           | 19 - 15   |
| 20 - 24                          | 2,541         | -          | 2,516         | 25           | 9,843         | 9          | 9,740         | 94           | 14,744         | 10         | 14,648         | 86           | 27,128         | 19         | 26,904         | 205           | 24 - 20   |
| 25 - 29                          | 2,296         | 4          | 2,270         | 22           | 7,941         | 10         | 7,828         | 103          | 12,848         | 8          | 12,740         | 100          | 23,085         | 22         | 22,838         | 225           | 29 - 25   |
| 30 - 34                          | 2,078         | -          | 2,050         | 28           | 7,316         | 7          | 7,194         | 115          | 11,905         | 6          | 11,801         | 98           | 21,299         | 13         | 21,045         | 241           | 34 - 30   |
| 35 - 39                          | 1,892         | 1          | 1,853         | 38           | 6,392         | 3          | 6,293         | 96           | 10,631         | 6          | 10,486         | 139          | 18,915         | 10         | 18,632         | 273           | 39 - 35   |
| 40 - 44                          | 1,617         | -          | 1,565         | 52           | 5,323         | 2          | 5,170         | 151          | 9,942          | 4          | 9,766          | 172          | 16,882         | 6          | 16,501         | 375           | 44 - 40   |
| 45 - 49                          | 1,121         | 1          | 1,038         | 82           | 4,061         | 1          | 3,851         | 209          | 7,534          | 7          | 7,294          | 233          | 12,716         | 9          | 12,183         | 524           | 49 - 45   |
| 50 - 54                          | 689           | 1          | 606           | 82           | 2,792         | 3          | 2,483         | 306          | 4,968          | 4          | 4,647          | 317          | 8,449          | 8          | 7,736          | 705           | 54 - 50   |
| 55 - 59                          | 516           | -          | 414           | 102          | 2,104         | 3          | 1,680         | 421          | 3,930          | 4          | 3,514          | 412          | 6,550          | 7          | 5,608          | 935           | 59 - 55   |
| 60 - 64                          | 565           | 1          | 394           | 170          | 1,706         | 3          | 982           | 721          | 3,448          | 1          | 2,803          | 644          | 5,719          | 5          | 4,179          | 1,535         | 64 - 60   |
| 65 - 69                          | 373           | -          | 168           | 205          | 1,163         | 4          | 443           | 716          | 2,391          | 4          | 1,645          | 742          | 3,927          | 8          | 2,256          | 1,663         | 69 - 65   |
| 70 - 74                          | 286           | 3          | 79            | 204          | 1,104         | 2          | 342           | 760          | 1,972          | 5          | 1,276          | 691          | 3,362          | 10         | 1,697          | 1,655         | 74 - 70   |
| 75+                              | 321           | 1          | 90            | 230          | 1,888         | 6          | 436           | 1,446        | 2,379          | 16         | 1,213          | 1,150        | 4,588          | 23         | 1,739          | 2,826         | +75       |
| <b>Total 10 Years &amp; Over</b> | <b>21,696</b> | <b>17</b>  | <b>20,408</b> | <b>1,271</b> | <b>80,335</b> | <b>65</b>  | <b>74,966</b> | <b>5,304</b> | <b>127,740</b> | <b>95</b>  | <b>122,684</b> | <b>4,961</b> | <b>229,771</b> | <b>177</b> | <b>218,058</b> | <b>11,536</b> | <b>10</b> |
| <b>Total 15 Years &amp; Over</b> | <b>17,753</b> | <b>17</b>  | <b>16,485</b> | <b>1,251</b> | <b>65,282</b> | <b>59</b>  | <b>60,003</b> | <b>5,220</b> | <b>106,038</b> | <b>84</b>  | <b>101,067</b> | <b>4,887</b> | <b>189,073</b> | <b>160</b> | <b>177,555</b> | <b>11,358</b> | <b>15</b> |

2007

( 10)

:( ) 20

Table 20 (Cont.): Palestinian Population (10 Years and Over) in Nablus Governorate by Age Group, Sex, Literacy and Type of Locality, 2007

| Age Group and Sex                | Camps         |            |               |            | Rural         |            |               |              | Urban         |            |               |              | Total          |            |                |              |           |
|----------------------------------|---------------|------------|---------------|------------|---------------|------------|---------------|--------------|---------------|------------|---------------|--------------|----------------|------------|----------------|--------------|-----------|
|                                  | Total         | Not Stated | Literate      | Illiterate | Total         | Not Stated | Literate      | Illiterate   | Total         | Not Stated | Literate      | Illiterate   | Total          | Not Stated | Literate       | Illiterate   |           |
| <b>Males</b>                     |               |            |               |            |               |            |               |              |               |            |               |              |                |            |                |              | ذكور      |
| 10 - 14                          | 1,977         | -          | 1,962         | 15         | 7,716         | 6          | 7,662         | 48           | 11,164        | 6          | 11,118        | 40           | 20,857         | 12         | 20,742         | 103          | 14 - 10   |
| 15 - 19                          | 1,749         | 4          | 1,739         | 6          | 7,072         | 4          | 7,024         | 44           | 9,843         | 5          | 9,778         | 60           | 18,664         | 13         | 18,541         | 110          | 19 - 15   |
| 20 - 24                          | 1,295         | -          | 1,281         | 14         | 5,153         | 5          | 5,093         | 55           | 7,437         | 3          | 7,379         | 55           | 13,885         | 8          | 13,753         | 124          | 24 - 20   |
| 25 - 29                          | 1,150         | 3          | 1,137         | 10         | 4,136         | 9          | 4,072         | 55           | 6,414         | 5          | 6,348         | 61           | 11,700         | 17         | 11,557         | 126          | 29 - 25   |
| 30 - 34                          | 1,034         | -          | 1,020         | 14         | 3,788         | 2          | 3,732         | 54           | 5,939         | 4          | 5,891         | 44           | 10,761         | 6          | 10,643         | 112          | 34 - 30   |
| 35 - 39                          | 967           | -          | 949           | 18         | 3,316         | 2          | 3,271         | 43           | 5,394         | 4          | 5,327         | 63           | 9,677          | 6          | 9,547          | 124          | 39 - 35   |
| 40 - 44                          | 815           | -          | 803           | 12         | 2,749         | 2          | 2,712         | 35           | 5,098         | 3          | 5,041         | 54           | 8,662          | 5          | 8,556          | 101          | 44 - 40   |
| 45 - 49                          | 564           | 1          | 547           | 16         | 2,068         | 1          | 2,036         | 31           | 4,015         | 2          | 3,959         | 54           | 6,647          | 4          | 6,542          | 101          | 49 - 45   |
| 50 - 54                          | 312           | -          | 298           | 14         | 1,385         | 2          | 1,344         | 39           | 2,533         | 2          | 2,463         | 68           | 4,230          | 4          | 4,105          | 121          | 54 - 50   |
| 55 - 59                          | 256           | -          | 229           | 27         | 1,032         | 1          | 1,001         | 30           | 2,055         | 1          | 1,982         | 72           | 3,343          | 2          | 3,212          | 129          | 59 - 55   |
| 60 - 64                          | 229           | -          | 210           | 19         | 732           | -          | 666           | 66           | 1,559         | 1          | 1,463         | 95           | 2,520          | 1          | 2,339          | 180          | 64 - 60   |
| 65 - 69                          | 165           | -          | 112           | 53         | 457           | 1          | 368           | 88           | 989           | 2          | 879           | 108          | 1,611          | 3          | 1,359          | 249          | 69 - 65   |
| 70 - 74                          | 123           | 1          | 67            | 55         | 425           | 1          | 297           | 127          | 929           | -          | 800           | 129          | 1,477          | 2          | 1,164          | 311          | 74 - 70   |
| 75+                              | 153           | -          | 78            | 75         | 725           | 1          | 400           | 324          | 1,025         | 1          | 756           | 268          | 1,903          | 2          | 1,234          | 667          | +75       |
| <b>Total 10 Years &amp; Over</b> | <b>10,789</b> | <b>9</b>   | <b>10,432</b> | <b>348</b> | <b>40,754</b> | <b>37</b>  | <b>39,678</b> | <b>1,039</b> | <b>64,394</b> | <b>39</b>  | <b>63,184</b> | <b>1,171</b> | <b>115,937</b> | <b>85</b>  | <b>113,294</b> | <b>2,558</b> | <b>10</b> |
| <b>Total 15 Years &amp; Over</b> | <b>8,812</b>  | <b>9</b>   | <b>8,470</b>  | <b>333</b> | <b>33,038</b> | <b>31</b>  | <b>32,016</b> | <b>991</b>   | <b>53,230</b> | <b>33</b>  | <b>52,066</b> | <b>1,131</b> | <b>95,080</b>  | <b>73</b>  | <b>92,552</b>  | <b>2,455</b> | <b>15</b> |

Table 20 (Cont.): Palestinian Population (10 Years and Over) in Nablus Governorate by Age Group, Sex, Literacy and Type of Locality, 2007

| Age Group and Sex                | Camps         |            |              |            | Rural         |            |               |              | Urban         |            |               |              | Total          |            |                |              |           |
|----------------------------------|---------------|------------|--------------|------------|---------------|------------|---------------|--------------|---------------|------------|---------------|--------------|----------------|------------|----------------|--------------|-----------|
|                                  | Total         | Not Stated | Literate     | Illiterate | Total         | Not Stated | Literate      | Illiterate   | Total         | Not Stated | Literate      | Illiterate   | Total          | Not Stated | Literate       | Illiterate   |           |
| <b>Females</b>                   |               |            |              |            |               |            |               |              |               |            |               |              |                |            |                |              |           |
| 10 - 14                          | 1,966         | -          | 1,961        | 5          | 7,337         | -          | 7,301         | 36           | 10,538        | 5          | 10,499        | 34           | 19,841         | 5          | 19,761         | 75           | 14 - 10   |
| 15 - 19                          | 1,709         | 1          | 1,703        | 5          | 6,577         | 2          | 6,537         | 38           | 9,503         | 4          | 9,456         | 43           | 17,789         | 7          | 17,696         | 86           | 19 - 15   |
| 20 - 24                          | 1,246         | -          | 1,235        | 11         | 4,690         | 4          | 4,647         | 39           | 7,307         | 7          | 7,269         | 31           | 13,243         | 11         | 13,151         | 81           | 24 - 20   |
| 25 - 29                          | 1,146         | 1          | 1,133        | 12         | 3,805         | 1          | 3,756         | 48           | 6,434         | 3          | 6,392         | 39           | 11,385         | 5          | 11,281         | 99           | 29 - 25   |
| 30 - 34                          | 1,044         | -          | 1,030        | 14         | 3,528         | 5          | 3,462         | 61           | 5,966         | 2          | 5,910         | 54           | 10,538         | 7          | 10,402         | 129          | 34 - 30   |
| 35 - 39                          | 925           | 1          | 904          | 20         | 3,076         | 1          | 3,022         | 53           | 5,237         | 2          | 5,159         | 76           | 9,238          | 4          | 9,085          | 149          | 39 - 35   |
| 40 - 44                          | 802           | -          | 762          | 40         | 2,574         | -          | 2,458         | 116          | 4,844         | 1          | 4,725         | 118          | 8,220          | 1          | 7,945          | 274          | 44 - 40   |
| 45 - 49                          | 557           | -          | 491          | 66         | 1,993         | -          | 1,815         | 178          | 3,519         | 5          | 3,335         | 179          | 6,069          | 5          | 5,641          | 423          | 49 - 45   |
| 50 - 54                          | 377           | 1          | 308          | 68         | 1,407         | 1          | 1,139         | 267          | 2,435         | 2          | 2,184         | 249          | 4,219          | 4          | 3,631          | 584          | 54 - 50   |
| 55 - 59                          | 260           | -          | 185          | 75         | 1,072         | 2          | 679           | 391          | 1,875         | 3          | 1,532         | 340          | 3,207          | 5          | 2,396          | 806          | 59 - 55   |
| 60 - 64                          | 336           | 1          | 184          | 151        | 974           | 3          | 316           | 655          | 1,889         | -          | 1,340         | 549          | 3,199          | 4          | 1,840          | 1,355        | 64 - 60   |
| 65 - 69                          | 208           | -          | 56           | 152        | 706           | 3          | 75            | 628          | 1,402         | 2          | 766           | 634          | 2,316          | 5          | 897            | 1,414        | 69 - 65   |
| 70 - 74                          | 163           | 2          | 12           | 149        | 679           | 1          | 45            | 633          | 1,043         | 5          | 476           | 562          | 1,885          | 8          | 533            | 1,344        | 74 - 70   |
| 75+                              | 168           | 1          | 12           | 155        | 1,163         | 5          | 36            | 1,122        | 1,354         | 15         | 457           | 882          | 2,685          | 21         | 505            | 2,159        | +75       |
| <b>Total 10 Years &amp; Over</b> | <b>10,907</b> | <b>8</b>   | <b>9,976</b> | <b>923</b> | <b>39,581</b> | <b>28</b>  | <b>35,288</b> | <b>4,265</b> | <b>63,346</b> | <b>56</b>  | <b>59,500</b> | <b>3,790</b> | <b>113,834</b> | <b>92</b>  | <b>104,764</b> | <b>8,978</b> | <b>10</b> |
| <b>Total 15 Years &amp; Over</b> | <b>8,941</b>  | <b>8</b>   | <b>8,015</b> | <b>918</b> | <b>32,244</b> | <b>28</b>  | <b>27,987</b> | <b>4,229</b> | <b>52,808</b> | <b>51</b>  | <b>49,001</b> | <b>3,756</b> | <b>93,993</b>  | <b>87</b>  | <b>85,003</b>  | <b>8,903</b> | <b>15</b> |

**Table 21: Palestinian Population (10 Years and Over) in Nablus Governorate Currently at School by Educational Attainment, Sex, Age Group and Type of Locality, 2007**  
(Total )

| Educational Attainment and Sex | Total         | Age Group    |              |              |               |               |  |
|--------------------------------|---------------|--------------|--------------|--------------|---------------|---------------|--|
|                                |               | +30          | 29 - 25      | 24 - 20      | 19 - 15       | 14 - 10       |  |
| <b>Both Sexes</b>              |               |              |              |              |               |               |  |
| Illiterate                     | 3             | -            | -            | -            | -             | 3             |  |
| Can Read and Write             | 15,019        | -            | -            | -            | 13            | 15,006        |  |
| Elementary                     | 24,904        | 17           | 12           | 14           | 1,341         | 23,520        |  |
| Preparatory                    | 20,283        | 27           | 38           | 168          | 18,835        | 1,215         |  |
| Secondary                      | 16,263        | 724          | 1,135        | 7,852        | 6,552         | -             |  |
| Associate Diploma              | 450           | 185          | 111          | 140          | 14            | -             |  |
| Bachelor                       | 591           | 201          | 197          | 193          | -             | -             |  |
| Higher Diploma                 | 14            | 6            | 8            | -            | -             | -             |  |
| Master                         | 109           | 67           | 38           | 4            | -             | -             |  |
| Ph.D                           | 8             | 8            | -            | -            | -             | -             |  |
| Not Stated                     | 4             | -            | 1            | 2            | -             | 1             |  |
| <b>Total</b>                   | <b>77,648</b> | <b>1,235</b> | <b>1,540</b> | <b>8,373</b> | <b>26,755</b> | <b>39,745</b> |  |
| <b>Males</b>                   |               |              |              |              |               |               |  |
| Illiterate                     | 3             | -            | -            | -            | -             | 3             |  |
| Can Read and Write             | 7,750         | -            | -            | -            | 6             | 7,744         |  |
| Elementary                     | 12,476        | 6            | 5            | 10           | 604           | 11,851        |  |
| Preparatory                    | 9,815         | 13           | 20           | 77           | 9,097         | 608           |  |
| Secondary                      | 7,659         | 325          | 618          | 3,831        | 2,885         | -             |  |
| Associate Diploma              | 232           | 102          | 43           | 82           | 5             | -             |  |
| Bachelor                       | 365           | 129          | 132          | 104          | -             | -             |  |
| Higher Diploma                 | 11            | 4            | 7            | -            | -             | -             |  |
| Master                         | 90            | 56           | 31           | 3            | -             | -             |  |
| Ph.D                           | 8             | 8            | -            | -            | -             | -             |  |
| Not Stated                     | 2             | -            | 1            | 1            | -             | -             |  |
| <b>Total</b>                   | <b>38,411</b> | <b>643</b>   | <b>857</b>   | <b>4,108</b> | <b>12,597</b> | <b>20,206</b> |  |
| <b>Females</b>                 |               |              |              |              |               |               |  |
| Illiterate                     | -             | -            | -            | -            | -             | -             |  |
| Can Read and Write             | 7,269         | -            | -            | -            | 7             | 7,262         |  |
| Elementary                     | 12,428        | 11           | 7            | 4            | 737           | 11,669        |  |
| Preparatory                    | 10,468        | 14           | 18           | 91           | 9,738         | 607           |  |
| Secondary                      | 8,604         | 399          | 517          | 4,021        | 3,667         | -             |  |
| Associate Diploma              | 218           | 83           | 68           | 58           | 9             | -             |  |
| Bachelor                       | 226           | 72           | 65           | 89           | -             | -             |  |
| Higher Diploma                 | 3             | 2            | 1            | -            | -             | -             |  |
| Master                         | 19            | 11           | 7            | 1            | -             | -             |  |
| Ph.D                           | -             | -            | -            | -            | -             | -             |  |
| Not Stated                     | 2             | -            | -            | 1            | -             | 1             |  |
| <b>Total</b>                   | <b>39,237</b> | <b>592</b>   | <b>683</b>   | <b>4,265</b> | <b>14,158</b> | <b>19,539</b> |  |

2007

( 10)

:( ) 21

**Table 21 (Cont.): Palestinian Population (10 Years and Over) in Nablus Governorate Currently at School by Educational Attainment, Sex, Age Group and Type of Locality, 2007**

(Urban، حضر)

| Educational Attainment and Sex | Total         | Age Group  |            |              |               |         |               |
|--------------------------------|---------------|------------|------------|--------------|---------------|---------|---------------|
|                                |               | +30        | 29 - 25    | 24 - 20      | 19 - 15       | 14 - 10 |               |
| <b>Both Sexes</b>              |               |            |            |              |               |         |               |
| Illiterate                     | 3             | -          | -          | -            | -             | -       | 3             |
| Can Read and Write             | 7,883         | -          | -          | -            | -             | 7       | 7,876         |
| Elementary                     | 13,297        | 11         | 6          | 9            | 649           |         | 12,622        |
| Preparatory                    | 11,123        | 15         | 19         | 89           | 10,264        |         | 736           |
| Secondary                      | 9,071         | 391        | 570        | 4,315        | 3,795         |         | -             |
| Associate Diploma              | 250           | 100        | 69         | 73           | 8             |         | -             |
| Bachelor                       | 389           | 136        | 121        | 132          | -             |         | -             |
| Higher Diploma                 | 9             | 4          | 5          | -            | -             |         | -             |
| Master                         | 77            | 46         | 27         | 4            | -             |         | -             |
| Ph.D                           | 4             | 4          | -          | -            | -             |         | -             |
| Not Stated                     | 2             | -          | -          | 1            | -             |         | 1             |
| <b>Total</b>                   | <b>42,108</b> | <b>707</b> | <b>817</b> | <b>4,623</b> | <b>14,723</b> |         | <b>21,238</b> |
| <b>Males</b>                   |               |            |            |              |               |         |               |
| Illiterate                     | 3             | -          | -          | -            | -             |         | 3             |
| Can Read and Write             | 4,068         | -          | -          | -            | 2             |         | 4,066         |
| Elementary                     | 6,682         | 5          | 4          | 7            | 264           |         | 6,402         |
| Preparatory                    | 5,408         | 7          | 11         | 44           | 4,975         |         | 371           |
| Secondary                      | 4,183         | 153        | 299        | 2,074        | 1,657         |         | -             |
| Associate Diploma              | 124           | 47         | 30         | 43           | 4             |         | -             |
| Bachelor                       | 229           | 78         | 78         | 73           | -             |         | -             |
| Higher Diploma                 | 6             | 2          | 4          | -            | -             |         | -             |
| Master                         | 61            | 38         | 20         | 3            | -             |         | -             |
| Ph.D                           | 4             | 4          | -          | -            | -             |         | -             |
| Not Stated                     | -             | -          | -          | -            | -             |         | -             |
| <b>Total</b>                   | <b>20,768</b> | <b>334</b> | <b>446</b> | <b>2,244</b> | <b>6,902</b>  |         | <b>10,842</b> |
| <b>Females</b>                 |               |            |            |              |               |         |               |
| Illiterate                     | -             | -          | -          | -            | -             |         | -             |
| Can Read and Write             | 3,815         | -          | -          | -            | 5             |         | 3,810         |
| Elementary                     | 6,615         | 6          | 2          | 2            | 385           |         | 6,220         |
| Preparatory                    | 5,715         | 8          | 8          | 45           | 5,289         |         | 365           |
| Secondary                      | 4,888         | 238        | 271        | 2,241        | 2,138         |         | -             |
| Associate Diploma              | 126           | 53         | 39         | 30           | 4             |         | -             |
| Bachelor                       | 160           | 58         | 43         | 59           | -             |         | -             |
| Higher Diploma                 | 3             | 2          | 1          | -            | -             |         | -             |
| Master                         | 16            | 8          | 7          | 1            | -             |         | -             |
| Ph.D                           | -             | -          | -          | -            | -             |         | -             |
| Not Stated                     | 2             | -          | -          | 1            | -             |         | 1             |
| <b>Total</b>                   | <b>21,340</b> | <b>373</b> | <b>371</b> | <b>2,379</b> | <b>7,821</b>  |         | <b>10,396</b> |

2007

( 10)

:( ) 21

**Table 21 (Cont.): Palestinian Population (10 Years and Over) in Nablus Governorate Currently at School by Educational Attainment, Sex, Age Group and Type of Locality, 2007**

(ريف: Rural)

| Educational Attainment and Sex | Total         | Age Group  |            |              |              |               |   |
|--------------------------------|---------------|------------|------------|--------------|--------------|---------------|---|
|                                |               | +30        | 29 - 25    | 24 - 20      | 19 - 15      | 14 - 10       |   |
| <b>Both Sexes</b>              |               |            |            |              |              |               |   |
| Illiterate                     | -             | -          | -          | -            | -            | -             | - |
| Can Read and Write             | 5,617         | -          | -          | -            | 4            | 5,613         |   |
| Elementary                     | 9,322         | 5          | 5          | 5            | 592          | 8,715         |   |
| Preparatory                    | 7,474         | 10         | 13         | 65           | 7,007        | 379           |   |
| Secondary                      | 6,129         | 242        | 445        | 3,095        | 2,347        | -             |   |
| Associate Diploma              | 141           | 59         | 29         | 49           | 4            | -             |   |
| Bachelor                       | 175           | 54         | 69         | 52           | -            | -             |   |
| Higher Diploma                 | 4             | 2          | 2          | -            | -            | -             |   |
| Master                         | 27            | 18         | 9          | -            | -            | -             |   |
| Ph.D                           | 4             | 4          | -          | -            | -            | -             |   |
| Not Stated                     | 2             | -          | 1          | 1            | -            | -             |   |
| <b>Total</b>                   | <b>28,895</b> | <b>394</b> | <b>573</b> | <b>3,267</b> | <b>9,954</b> | <b>14,707</b> |   |
| <b>Males</b>                   |               |            |            |              |              |               |   |
| Illiterate                     | -             | -          | -          | -            | -            | -             |   |
| Can Read and Write             | 2,927         | -          | -          | -            | 3            | 2,924         |   |
| Elementary                     | 4,650         | -          | 1          | 3            | 290          | 4,356         |   |
| Preparatory                    | 3,639         | 5          | 8          | 28           | 3,400        | 198           |   |
| Secondary                      | 3,020         | 125        | 254        | 1,564        | 1,077        | -             |   |
| Associate Diploma              | 84            | 41         | 10         | 32           | 1            | -             |   |
| Bachelor                       | 120           | 42         | 50         | 28           | -            | -             |   |
| Higher Diploma                 | 4             | 2          | 2          | -            | -            | -             |   |
| Master                         | 24            | 15         | 9          | -            | -            | -             |   |
| Ph.D                           | 4             | 4          | -          | -            | -            | -             |   |
| Not Stated                     | 2             | -          | 1          | 1            | -            | -             |   |
| <b>Total</b>                   | <b>14,474</b> | <b>234</b> | <b>335</b> | <b>1,656</b> | <b>4,771</b> | <b>7,478</b>  |   |
| <b>Females</b>                 |               |            |            |              |              |               |   |
| Illiterate                     | -             | -          | -          | -            | -            | -             |   |
| Can Read and Write             | 2,690         | -          | -          | -            | 1            | 2,689         |   |
| Elementary                     | 4,672         | 5          | 4          | 2            | 302          | 4,359         |   |
| Preparatory                    | 3,835         | 5          | 5          | 37           | 3,607        | 181           |   |
| Secondary                      | 3,109         | 117        | 191        | 1,531        | 1,270        | -             |   |
| Associate Diploma              | 57            | 18         | 19         | 17           | 3            | -             |   |
| Bachelor                       | 55            | 12         | 19         | 24           | -            | -             |   |
| Higher Diploma                 | -             | -          | -          | -            | -            | -             |   |
| Master                         | 3             | 3          | -          | -            | -            | -             |   |
| Ph.D                           | -             | -          | -          | -            | -            | -             |   |
| Not Stated                     | -             | -          | -          | -            | -            | -             |   |
| <b>Total</b>                   | <b>14,421</b> | <b>160</b> | <b>238</b> | <b>1,611</b> | <b>5,183</b> | <b>7,229</b>  |   |



2007

( 10)

:( ) 21

**Table 21 (Cont.): Palestinian Population (10 Years and Over) in Nablus Governorate Currently at School by Educational Attainment, Sex, Age Group and Type of Locality, 2007**

(Camps، مخيمات)

| Educational Attainment and Sex | Total        | Age Group  |            |            |              |              |   |
|--------------------------------|--------------|------------|------------|------------|--------------|--------------|---|
|                                |              | +30        | 29 - 25    | 24 - 20    | 19 - 15      | 14 - 10      |   |
| <b>Both Sexes</b>              |              |            |            |            |              |              |   |
| Illiterate                     | -            | -          | -          | -          | -            | -            | - |
| Can Read and Write             | 1,519        | -          | -          | -          | 2            | 1,517        |   |
| Elementary                     | 2,285        | 1          | 1          | -          | 100          | 2,183        |   |
| Preparatory                    | 1,686        | 2          | 6          | 14         | 1,564        | 100          |   |
| Secondary                      | 1,063        | 91         | 120        | 442        | 410          | -            |   |
| Associate Diploma              | 59           | 26         | 13         | 18         | 2            | -            |   |
| Bachelor                       | 27           | 11         | 7          | 9          | -            | -            |   |
| Higher Diploma                 | 1            | -          | 1          | -          | -            | -            |   |
| Master                         | 5            | 3          | 2          | -          | -            | -            |   |
| Ph.D                           | -            | -          | -          | -          | -            | -            |   |
| Not Stated                     | -            | -          | -          | -          | -            | -            |   |
| <b>Total</b>                   | <b>6,645</b> | <b>134</b> | <b>150</b> | <b>483</b> | <b>2,078</b> | <b>3,800</b> |   |
| <b>Males</b>                   |              |            |            |            |              |              |   |
| Illiterate                     | -            | -          | -          | -          | -            | -            |   |
| Can Read and Write             | 755          | -          | -          | -          | 1            | 754          |   |
| Elementary                     | 1,144        | 1          | -          | -          | 50           | 1,093        |   |
| Preparatory                    | 768          | 1          | 1          | 5          | 722          | 39           |   |
| Secondary                      | 456          | 47         | 65         | 193        | 151          | -            |   |
| Associate Diploma              | 24           | 14         | 3          | 7          | -            | -            |   |
| Bachelor                       | 16           | 9          | 4          | 3          | -            | -            |   |
| Higher Diploma                 | 1            | -          | 1          | -          | -            | -            |   |
| Master                         | 5            | 3          | 2          | -          | -            | -            |   |
| Ph.D                           | -            | -          | -          | -          | -            | -            |   |
| Not Stated                     | -            | -          | -          | -          | -            | -            |   |
| <b>Total</b>                   | <b>3,169</b> | <b>75</b>  | <b>76</b>  | <b>208</b> | <b>924</b>   | <b>1,886</b> |   |
| <b>Females</b>                 |              |            |            |            |              |              |   |
| Illiterate                     | -            | -          | -          | -          | -            | -            |   |
| Can Read and Write             | 764          | -          | -          | -          | 1            | 763          |   |
| Elementary                     | 1,141        | -          | 1          | -          | 50           | 1,090        |   |
| Preparatory                    | 918          | 1          | 5          | 9          | 842          | 61           |   |
| Secondary                      | 607          | 44         | 55         | 249        | 259          | -            |   |
| Associate Diploma              | 35           | 12         | 10         | 11         | 2            | -            |   |
| Bachelor                       | 11           | 2          | 3          | 6          | -            | -            |   |
| Higher Diploma                 | -            | -          | -          | -          | -            | -            |   |
| Master                         | -            | -          | -          | -          | -            | -            |   |
| Ph.D                           | -            | -          | -          | -          | -            | -            |   |
| Not Stated                     | -            | -          | -          | -          | -            | -            |   |
| <b>Total</b>                   | <b>3,476</b> | <b>59</b>  | <b>74</b>  | <b>275</b> | <b>1,154</b> | <b>1,914</b> |   |

**Table 22: Palestinian Population (10 Years and Over) in Nablus Governorate Not Currently at School by Educational Attainment, Sex, Age Group and Type of Locality, 2007**

(Total : )

| Educational Attainment and Sex | Total          | Age Group     |               |               |               |               |               |              |            |
|--------------------------------|----------------|---------------|---------------|---------------|---------------|---------------|---------------|--------------|------------|
|                                |                | +65           | 64 - 55       | 54 - 45       | 44 - 35       | 34 - 25       | 24 - 20       | 19 - 15      | 14 - 10    |
| <b>Both Sexes</b>              |                |               |               |               |               |               |               |              |            |
| Illiterate                     | <b>11,519</b>  | 6,143         | 2,470         | 1,228         | 647           | 463           | 203           | 190          | 175        |
| Can Read and Write             | <b>15,395</b>  | 2,619         | 2,576         | 3,339         | 2,965         | 2,475         | 718           | 452          | 251        |
| Elementary                     | <b>32,460</b>  | 1,613         | 2,963         | 5,545         | 8,100         | 8,537         | 3,082         | 2,152        | 468        |
| Preparatory                    | <b>44,738</b>  | 521           | 1,429         | 4,164         | 10,176        | 15,643        | 7,493         | 5,272        | 40         |
| Secondary                      | <b>18,667</b>  | 338           | 944           | 2,204         | 5,549         | 5,133         | 2,928         | 1,571        | -          |
| Associate Diploma              | <b>10,963</b>  | 281           | 897           | 1,998         | 3,392         | 2,728         | 1,636         | 31           | -          |
| Bachelor                       | <b>16,024</b>  | 235           | 748           | 2,080         | 3,664         | 6,641         | 2,656         | -            | -          |
| Higher Diploma                 | <b>239</b>     | 15            | 36            | 58            | 78            | 49            | 3             | -            | -          |
| Master                         | <b>1,435</b>   | 48            | 91            | 324           | 517           | 443           | 12            | -            | -          |
| Ph.D                           | <b>450</b>     | 21            | 91            | 139           | 142           | 57            | -             | -            | -          |
| Not Stated                     | <b>32</b>      | 2             | 2             | 7             | 5             | 8             | 4             | 3            | 1          |
| <b>Total</b>                   | <b>151,922</b> | <b>11,836</b> | <b>12,247</b> | <b>21,086</b> | <b>35,235</b> | <b>42,177</b> | <b>18,735</b> | <b>9,671</b> | <b>935</b> |

2007

( 10)

:( ) 22

**Table 22 (Cont.): Palestinian Population (10 Years and Over) in Nablus Governorate Not Currently at School by Educational Attainment, Sex, Age Group and Type of Locality, 2007**

(Total . )

| Educational Attainment and Sex | Total         | Age Group    |              |               |               |               |              |              |            |
|--------------------------------|---------------|--------------|--------------|---------------|---------------|---------------|--------------|--------------|------------|
|                                |               | +65          | 64 - 55      | 54 - 45       | 44 - 35       | 34 - 25       | 24 - 20      | 19 - 15      | 14 - 10    |
| <b>Males</b>                   |               |              |              |               |               |               |              |              |            |
| Illiterate                     | <b>2,549</b>  | 1,227        | 309          | 222           | 224           | 235           | 124          | 108          | 100        |
| Can Read and Write             | <b>7,795</b>  | 1,772        | 1,201        | 1,296         | 1,251         | 1,279         | 482          | 326          | 188        |
| Elementary                     | <b>17,405</b> | 1,025        | 1,602        | 2,682         | 3,955         | 4,343         | 1,919        | 1,549        | 330        |
| Preparatory                    | <b>24,166</b> | 336          | 857          | 2,296         | 5,095         | 8,265         | 4,006        | 3,291        | 20         |
| Secondary                      | <b>10,059</b> | 192          | 652          | 1,307         | 3,182         | 2,549         | 1,423        | 754          | -          |
| Associate Diploma              | <b>5,507</b>  | 173          | 452          | 1,221         | 1,699         | 1,123         | 818          | 21           | -          |
| Bachelor                       | <b>8,320</b>  | 183          | 588          | 1,365         | 2,077         | 3,122         | 985          | -            | -          |
| Higher Diploma                 | <b>162</b>    | 13           | 26           | 42            | 50            | 28            | 3            | -            | -          |
| Master                         | <b>1,043</b>  | 43           | 77           | 271           | 366           | 279           | 7            | -            | -          |
| Ph.D                           | <b>412</b>    | 20           | 87           | 125           | 129           | 51            | -            | -            | -          |
| Not Stated                     | <b>18</b>     | -            | 1            | 3             | 4             | 6             | 1            | 2            | 1          |
| <b>Total</b>                   | <b>77,436</b> | <b>4,984</b> | <b>5,852</b> | <b>10,830</b> | <b>18,032</b> | <b>21,280</b> | <b>9,768</b> | <b>6,051</b> | <b>639</b> |

2007

( 10)

:( ) 22

**Table 22 (Cont.): Palestinian Population (10 Years and Over) in Nablus Governorate Not Currently at School by Educational Attainment, Sex, Age Group and Type of Locality, 2007**

(Total . )

| Educational Attainment and Sex | Total         | Age Group    |              |               |               |               |              |              |            |
|--------------------------------|---------------|--------------|--------------|---------------|---------------|---------------|--------------|--------------|------------|
|                                |               | +65          | 64 - 55      | 54 - 45       | 44 - 35       | 34 - 25       | 24 - 20      | 19 - 15      | 14 - 10    |
| <b>Females</b>                 |               |              |              |               |               |               |              |              |            |
| Illiterate                     | <b>8,970</b>  | 4,916        | 2,161        | 1,006         | 423           | 228           | 79           | 82           | 75         |
| Can Read and Write             | <b>7,600</b>  | 847          | 1,375        | 2,043         | 1,714         | 1,196         | 236          | 126          | 63         |
| Elementary                     | <b>15,055</b> | 588          | 1,361        | 2,863         | 4,145         | 4,194         | 1,163        | 603          | 138        |
| Preparatory                    | <b>20,572</b> | 185          | 572          | 1,868         | 5,081         | 7,378         | 3,487        | 1,981        | 20         |
| Secondary                      | <b>8,608</b>  | 146          | 292          | 897           | 2,367         | 2,584         | 1,505        | 817          | -          |
| Associate Diploma              | <b>5,456</b>  | 108          | 445          | 777           | 1,693         | 1,605         | 818          | 10           | -          |
| Bachelor                       | <b>7,704</b>  | 52           | 160          | 715           | 1,587         | 3,519         | 1,671        | -            | -          |
| Higher Diploma                 | <b>77</b>     | 2            | 10           | 16            | 28            | 21            | -            | -            | -          |
| Master                         | <b>392</b>    | 5            | 14           | 53            | 151           | 164           | 5            | -            | -          |
| Ph.D                           | <b>38</b>     | 1            | 4            | 14            | 13            | 6             | -            | -            | -          |
| Not Stated                     | <b>14</b>     | 2            | 1            | 4             | 1             | 2             | 3            | 1            | -          |
| <b>Total</b>                   | <b>74,486</b> | <b>6,852</b> | <b>6,395</b> | <b>10,256</b> | <b>17,203</b> | <b>20,897</b> | <b>8,967</b> | <b>3,620</b> | <b>296</b> |

2007

( 10)

:( ) 22

**Table 22 (Cont.): Palestinian Population (10 Years and Over) in Nablus Governorate Not Currently at School by Educational Attainment, Sex, Age Group and Type of Locality, 2007**

(Urban · )

| Educational Attainment and Sex | Total         | Age Group    |              |               |               |               |               |              |            |
|--------------------------------|---------------|--------------|--------------|---------------|---------------|---------------|---------------|--------------|------------|
|                                |               | +65          | 64 - 55      | 54 - 45       | 44 - 35       | 34 - 25       | 24 - 20       | 19 - 15      | 14 - 10    |
| <b>Both Sexes</b>              |               |              |              |               |               |               |               |              |            |
| Illiterate                     | <b>4,947</b>  | 2,583        | 1,056        | 549           | 310           | 196           | 84            | 98           | 71         |
| Can Read and Write             | <b>7,999</b>  | 1,711        | 1,464        | 1,668         | 1,430         | 1,142         | 316           | 175          | 93         |
| Elementary                     | <b>16,934</b> | 1,233        | 1,788        | 2,924         | 4,130         | 4,221         | 1,432         | 944          | 262        |
| Preparatory                    | <b>24,387</b> | 394          | 915          | 2,492         | 5,667         | 8,490         | 3,883         | 2,519        | 27         |
| Secondary                      | <b>11,241</b> | 297          | 696          | 1,487         | 3,379         | 2,928         | 1,606         | 848          | -          |
| Associate Diploma              | <b>7,367</b>  | 223          | 675          | 1,277         | 2,213         | 1,851         | 1,105         | 23           | -          |
| Bachelor                       | <b>10,945</b> | 202          | 587          | 1,626         | 2,548         | 4,314         | 1,668         | -            | -          |
| Higher Diploma                 | <b>173</b>    | 11           | 21           | 44            | 56            | 39            | 2             | -            | -          |
| Master                         | <b>1,116</b>  | 42           | 80           | 252           | 405           | 328           | 9             | -            | -          |
| Ph.D                           | <b>391</b>    | 20           | 82           | 126           | 117           | 46            | -             | -            | -          |
| Not Stated                     | <b>18</b>     | 1            | 1            | 4             | 2             | 5             | 2             | 2            | 1          |
| <b>Total</b>                   | <b>85,518</b> | <b>6,717</b> | <b>7,365</b> | <b>12,449</b> | <b>20,257</b> | <b>23,560</b> | <b>10,107</b> | <b>4,609</b> | <b>454</b> |

2007

( 10)

:( ) 22

**Table 22 (Cont.): Palestinian Population (10 Years and Over) in Nablus Governorate Not Currently at School by Educational Attainment, Sex, Age Group and Type of Locality, 2007**

(Urban · )

| Educational Attainment and Sex | Total         | Age Group    |              |              |               |               |              |              |            |
|--------------------------------|---------------|--------------|--------------|--------------|---------------|---------------|--------------|--------------|------------|
|                                |               | +65          | 64 - 55      | 54 - 45      | 44 - 35       | 34 - 25       | 24 - 20      | 19 - 15      | 14 - 10    |
| <b>Males</b>                   |               |              |              |              |               |               |              |              |            |
| Illiterate                     | <b>1,163</b>  | 505          | 167          | 122          | 116           | 103           | 55           | 58           | 37         |
| Can Read and Write             | <b>4,371</b>  | 1,025        | 720          | 775          | 715           | 685           | 232          | 143          | 76         |
| Elementary                     | <b>9,461</b>  | 698          | 936          | 1,463        | 2,145         | 2,314         | 959          | 754          | 192        |
| Preparatory                    | <b>12,827</b> | 221          | 474          | 1,308        | 2,784         | 4,388         | 2,064        | 1,577        | 11         |
| Secondary                      | <b>5,781</b>  | 157          | 437          | 813          | 1,813         | 1,405         | 771          | 385          | -          |
| Associate Diploma              | <b>3,362</b>  | 117          | 270          | 690          | 1,015         | 703           | 552          | 15           | -          |
| Bachelor                       | <b>5,373</b>  | 152          | 443          | 999          | 1,351         | 1,881         | 547          | -            | -          |
| Higher Diploma                 | <b>106</b>    | 9            | 13           | 30           | 31            | 21            | 2            | -            | -          |
| Master                         | <b>771</b>    | 37           | 68           | 205          | 267           | 189           | 5            | -            | -          |
| Ph.D                           | <b>355</b>    | 19           | 78           | 113          | 104           | 41            | -            | -            | -          |
| Not Stated                     | <b>8</b>      | -            | 1            | -            | 2             | 3             | -            | 1            | 1          |
| <b>Total</b>                   | <b>43,578</b> | <b>2,940</b> | <b>3,607</b> | <b>6,518</b> | <b>10,343</b> | <b>11,733</b> | <b>5,187</b> | <b>2,933</b> | <b>317</b> |

2007

( 10)

:( ) 22

**Table 22 (Cont.): Palestinian Population (10 Years and Over) in Nablus Governorate Not Currently at School by Educational Attainment, Sex, Age Group and Type of Locality, 2007**

(Urban : )

| Educational Attainment and Sex | Total         | Age Group    |              |              |              |               |              |              |            |
|--------------------------------|---------------|--------------|--------------|--------------|--------------|---------------|--------------|--------------|------------|
|                                |               | +65          | 64 - 55      | 54 - 45      | 44 - 35      | 34 - 25       | 24 - 20      | 19 - 15      | 14 - 10    |
| <b>Females</b>                 |               |              |              |              |              |               |              |              |            |
| Illiterate                     | <b>3,784</b>  | 2,078        | 889          | 427          | 194          | 93            | 29           | 40           | 34         |
| Can Read and Write             | <b>3,628</b>  | 686          | 744          | 893          | 715          | 457           | 84           | 32           | 17         |
| Elementary                     | <b>7,473</b>  | 535          | 852          | 1,461        | 1,985        | 1,907         | 473          | 190          | 70         |
| Preparatory                    | <b>11,560</b> | 173          | 441          | 1,184        | 2,883        | 4,102         | 1,819        | 942          | 16         |
| Secondary                      | <b>5,460</b>  | 140          | 259          | 674          | 1,566        | 1,523         | 835          | 463          | -          |
| Associate Diploma              | <b>4,005</b>  | 106          | 405          | 587          | 1,198        | 1,148         | 553          | 8            | -          |
| Bachelor                       | <b>5,572</b>  | 50           | 144          | 627          | 1,197        | 2,433         | 1,121        | -            | -          |
| Higher Diploma                 | <b>67</b>     | 2            | 8            | 14           | 25           | 18            | -            | -            | -          |
| Master                         | <b>345</b>    | 5            | 12           | 47           | 138          | 139           | 4            | -            | -          |
| Ph.D                           | <b>36</b>     | 1            | 4            | 13           | 13           | 5             | -            | -            | -          |
| Not Stated                     | <b>10</b>     | 1            | -            | 4            | -            | 2             | 2            | 1            | -          |
| <b>Total</b>                   | <b>41,940</b> | <b>3,777</b> | <b>3,758</b> | <b>5,931</b> | <b>9,914</b> | <b>11,827</b> | <b>4,920</b> | <b>1,676</b> | <b>137</b> |

2007

( 10)

:( ) 22

**Table 22 (Cont.): Palestinian Population (10 Years and Over) in Nablus Governorate Not Currently at School by Educational Attainment, Sex, Age Group and Type of Locality, 2007**

(Rural : )

| Educational Attainment and Sex | Total         | Age Group    |              |              |               |               |              |              |            |
|--------------------------------|---------------|--------------|--------------|--------------|---------------|---------------|--------------|--------------|------------|
|                                |               | +65          | 64 - 55      | 54 - 45      | 44 - 35       | 34 - 25       | 24 - 20      | 19 - 15      | 14 - 10    |
| <b>Both Sexes</b>              |               |              |              |              |               |               |              |              |            |
| Illiterate                     | <b>5,302</b>  | 2,921        | 1,142        | 515          | 247           | 217           | 94           | 82           | 84         |
| Can Read and Write             | <b>5,679</b>  | 728          | 823          | 1,320        | 1,189         | 1,020         | 292          | 197          | 110        |
| Elementary                     | <b>12,023</b> | 272          | 902          | 2,042        | 3,149         | 3,416         | 1,212        | 895          | 135        |
| Preparatory                    | <b>14,908</b> | 100          | 375          | 1,297        | 3,273         | 5,291         | 2,662        | 1,901        | 9          |
| Secondary                      | <b>6,036</b>  | 29           | 203          | 623          | 1,767         | 1,737         | 1,072        | 605          | -          |
| Associate Diploma              | <b>2,628</b>  | 51           | 174          | 541          | 855           | 629           | 371          | 7            | -          |
| Bachelor                       | <b>4,401</b>  | 32           | 149          | 404          | 924           | 2,030         | 862          | -            | -          |
| Higher Diploma                 | <b>52</b>     | 3            | 13           | 11           | 18            | 7             | -            | -            | -          |
| Master                         | <b>275</b>    | 5            | 11           | 65           | 93            | 98            | 3            | -            | -          |
| Ph.D                           | <b>54</b>     | 1            | 9            | 11           | 23            | 10            | -            | -            | -          |
| Not Stated                     | <b>9</b>      | 1            | 1            | 2            | 2             | 1             | 2            | -            | -          |
| <b>Total</b>                   | <b>51,367</b> | <b>4,143</b> | <b>3,802</b> | <b>6,831</b> | <b>11,540</b> | <b>14,456</b> | <b>6,570</b> | <b>3,687</b> | <b>338</b> |



2007

( 10)

:( ) 22

**Table 22 (Cont.): Palestinian Population (10 Years and Over) in Nablus Governorate Not Currently at School by Educational Attainment, Sex, Age Group and Type of Locality, 2007**

(Rural )

| Educational Attainment and Sex | Total         | Age Group    |              |              |              |              |              |              |            |
|--------------------------------|---------------|--------------|--------------|--------------|--------------|--------------|--------------|--------------|------------|
|                                |               | +65          | 64 - 55      | 54 - 45      | 44 - 35      | 34 - 25      | 24 - 20      | 19 - 15      | 14 - 10    |
| <b>Males</b>                   |               |              |              |              |              |              |              |              |            |
| Illiterate                     | 1,038         | 539          | 96           | 70           | 78           | 108          | 55           | 44           | 48         |
| Can Read and Write             | 2,639         | 619          | 366          | 404          | 395          | 459          | 185          | 132          | 79         |
| Elementary                     | 6,106         | 241          | 509          | 932          | 1,405        | 1,609        | 710          | 601          | 99         |
| Preparatory                    | 8,292         | 93           | 297          | 765          | 1,648        | 2,876        | 1,409        | 1,199        | 5          |
| Secondary                      | 3,518         | 24           | 181          | 442          | 1,142        | 893          | 522          | 314          | -          |
| Associate Diploma              | 1,708         | 49           | 148          | 412          | 549          | 327          | 217          | 6            | -          |
| Bachelor                       | 2,600         | 30           | 133          | 332          | 609          | 1,103        | 393          | -            | -          |
| Higher Diploma                 | 48            | 3            | 12           | 10           | 18           | 5            | -            | -            | -          |
| Master                         | 236           | 5            | 9            | 59           | 83           | 78           | 2            | -            | -          |
| Ph.D                           | 52            | 1            | 9            | 10           | 23           | 9            | -            | -            | -          |
| Not Stated                     | 6             | -            | -            | 2            | 2            | 1            | 1            | -            | -          |
| <b>Total</b>                   | <b>26,243</b> | <b>1,604</b> | <b>1,760</b> | <b>3,438</b> | <b>5,952</b> | <b>7,468</b> | <b>3,494</b> | <b>2,296</b> | <b>231</b> |

2007

( 10)

:( ) 22

**Table 22 (Cont.): Palestinian Population (10 Years and Over) in Nablus Governorate Not Currently at School by Educational Attainment, Sex, Age Group and Type of Locality, 2007**

(Rural : )

| Educational Attainment and Sex | Total         | Age Group    |              |              |              |              |              |              |            |
|--------------------------------|---------------|--------------|--------------|--------------|--------------|--------------|--------------|--------------|------------|
|                                |               | +65          | 64 - 55      | 54 - 45      | 44 - 35      | 34 - 25      | 24 - 20      | 19 - 15      | 14 - 10    |
| <b>Females</b>                 |               |              |              |              |              |              |              |              |            |
| Illiterate                     | <b>4,264</b>  | 2,382        | 1,046        | 445          | 169          | 109          | 39           | 38           | 36         |
| Can Read and Write             | <b>3,040</b>  | 109          | 457          | 916          | 794          | 561          | 107          | 65           | 31         |
| Elementary                     | <b>5,917</b>  | 31           | 393          | 1,110        | 1,744        | 1,807        | 502          | 294          | 36         |
| Preparatory                    | <b>6,616</b>  | 7            | 78           | 532          | 1,625        | 2,415        | 1,253        | 702          | 4          |
| Secondary                      | <b>2,518</b>  | 5            | 22           | 181          | 625          | 844          | 550          | 291          | -          |
| Associate Diploma              | <b>920</b>    | 2            | 26           | 129          | 306          | 302          | 154          | 1            | -          |
| Bachelor                       | <b>1,801</b>  | 2            | 16           | 72           | 315          | 927          | 469          | -            | -          |
| Higher Diploma                 | <b>4</b>      | -            | 1            | 1            | -            | 2            | -            | -            | -          |
| Master                         | <b>39</b>     | -            | 2            | 6            | 10           | 20           | 1            | -            | -          |
| Ph.D                           | <b>2</b>      | -            | -            | 1            | -            | 1            | -            | -            | -          |
| Not Stated                     | <b>3</b>      | 1            | 1            | -            | -            | -            | 1            | -            | -          |
| <b>Total</b>                   | <b>25,124</b> | <b>2,539</b> | <b>2,042</b> | <b>3,393</b> | <b>5,588</b> | <b>6,988</b> | <b>3,076</b> | <b>1,391</b> | <b>107</b> |

2007

( 10)

:( ) 22

**Table 22 (Cont.): Palestinian Population (10 Years and Over) in Nablus Governorate Not Currently at School by Educational Attainment, Sex, Age Group and Type of Locality, 2007**

(Camps · )

| Educational Attainment and Sex | Total         | Age Group  |              |              |              |              |              |              |            |
|--------------------------------|---------------|------------|--------------|--------------|--------------|--------------|--------------|--------------|------------|
|                                |               | +65        | 64 - 55      | 54 - 45      | 44 - 35      | 34 - 25      | 24 - 20      | 19 - 15      | 14 - 10    |
| <b>Both Sexes</b>              |               |            |              |              |              |              |              |              |            |
| Illiterate                     | <b>1,270</b>  | 639        | 272          | 164          | 90           | 50           | 25           | 10           | 20         |
| Can Read and Write             | <b>1,717</b>  | 180        | 289          | 351          | 346          | 313          | 110          | 80           | 48         |
| Elementary                     | <b>3,503</b>  | 108        | 273          | 579          | 821          | 900          | 438          | 313          | 71         |
| Preparatory                    | <b>5,443</b>  | 27         | 139          | 375          | 1,236        | 1,862        | 948          | 852          | 4          |
| Secondary                      | <b>1,390</b>  | 12         | 45           | 94           | 403          | 468          | 250          | 118          | -          |
| Associate Diploma              | <b>968</b>    | 7          | 48           | 180          | 324          | 248          | 160          | 1            | -          |
| Bachelor                       | <b>678</b>    | 1          | 12           | 50           | 192          | 297          | 126          | -            | -          |
| Higher Diploma                 | <b>14</b>     | 1          | 2            | 3            | 4            | 3            | 1            | -            | -          |
| Master                         | <b>44</b>     | 1          | -            | 7            | 19           | 17           | -            | -            | -          |
| Ph.D                           | <b>5</b>      | -          | -            | 2            | 2            | 1            | -            | -            | -          |
| Not Stated                     | <b>5</b>      | -          | -            | 1            | 1            | 2            | -            | 1            | -          |
| <b>Total</b>                   | <b>15,037</b> | <b>976</b> | <b>1,080</b> | <b>1,806</b> | <b>3,438</b> | <b>4,161</b> | <b>2,058</b> | <b>1,375</b> | <b>143</b> |

2007

( 10)

:( ) 22

**Table 22 (Cont.): Palestinian Population (10 Years and Over) in Nablus Governorate Not Currently at School by Educational Attainment, Sex, Age Group and Type of Locality, 2007**

(Camps · )

| Educational Attainment and Sex | Total        | Age Group  |            |            |              |              |              |            |           |
|--------------------------------|--------------|------------|------------|------------|--------------|--------------|--------------|------------|-----------|
|                                |              | +65        | 64 - 55    | 54 - 45    | 44 - 35      | 34 - 25      | 24 - 20      | 19 - 15    | 14 - 10   |
| <b>Males</b>                   |              |            |            |            |              |              |              |            |           |
| Illiterate                     | <b>348</b>   | 183        | 46         | 30         | 30           | 24           | 14           | 6          | 15        |
| Can Read and Write             | <b>785</b>   | 128        | 115        | 117        | 141          | 135          | 65           | 51         | 33        |
| Elementary                     | <b>1,838</b> | 86         | 157        | 287        | 405          | 420          | 250          | 194        | 39        |
| Preparatory                    | <b>3,047</b> | 22         | 86         | 223        | 663          | 1,001        | 533          | 515        | 4         |
| Secondary                      | <b>760</b>   | 11         | 34         | 52         | 227          | 251          | 130          | 55         | -         |
| Associate Diploma              | <b>437</b>   | 7          | 34         | 119        | 135          | 93           | 49           | -          | -         |
| Bachelor                       | <b>347</b>   | 1          | 12         | 34         | 117          | 138          | 45           | -          | -         |
| Higher Diploma                 | <b>8</b>     | 1          | 1          | 2          | 1            | 2            | 1            | -          | -         |
| Master                         | <b>36</b>    | 1          | -          | 7          | 16           | 12           | -            | -          | -         |
| Ph.D                           | <b>5</b>     | -          | -          | 2          | 2            | 1            | -            | -          | -         |
| Not Stated                     | <b>4</b>     | -          | -          | 1          | -            | 2            | -            | 1          | -         |
| <b>Total</b>                   | <b>7,615</b> | <b>440</b> | <b>485</b> | <b>874</b> | <b>1,737</b> | <b>2,079</b> | <b>1,087</b> | <b>822</b> | <b>91</b> |

2007

( 10)

:( ) 22

**Table 22 (Cont.): Palestinian Population (10 Years and Over) in Nablus Governorate Not Currently at School by Educational Attainment, Sex, Age Group and Type of Locality, 2007**

(Camps · )

| Educational Attainment and Sex | Total        | Age Group  |            |            |              |              |            |            |           |
|--------------------------------|--------------|------------|------------|------------|--------------|--------------|------------|------------|-----------|
|                                |              | +65        | 64 - 55    | 54 - 45    | 44 - 35      | 34 - 25      | 24 - 20    | 19 - 15    | 14 - 10   |
| <b>Females</b>                 |              |            |            |            |              |              |            |            |           |
| Illiterate                     | 922          | 456        | 226        | 134        | 60           | 26           | 11         | 4          | 5         |
| Can Read and Write             | 932          | 52         | 174        | 234        | 205          | 178          | 45         | 29         | 15        |
| Elementary                     | 1,665        | 22         | 116        | 292        | 416          | 480          | 188        | 119        | 32        |
| Preparatory                    | 2,396        | 5          | 53         | 152        | 573          | 861          | 415        | 337        | -         |
| Secondary                      | 630          | 1          | 11         | 42         | 176          | 217          | 120        | 63         | -         |
| Associate Diploma              | 531          | -          | 14         | 61         | 189          | 155          | 111        | 1          | -         |
| Bachelor                       | 331          | -          | -          | 16         | 75           | 159          | 81         | -          | -         |
| Higher Diploma                 | 6            | -          | 1          | 1          | 3            | 1            | -          | -          | -         |
| Master                         | 8            | -          | -          | -          | 3            | 5            | -          | -          | -         |
| Ph.D                           | -            | -          | -          | -          | -            | -            | -          | -          | -         |
| Not Stated                     | 1            | -          | -          | -          | 1            | -            | -          | -          | -         |
| <b>Total</b>                   | <b>7,422</b> | <b>536</b> | <b>595</b> | <b>932</b> | <b>1,701</b> | <b>2,082</b> | <b>971</b> | <b>553</b> | <b>52</b> |

**Table 23: Palestinian Population in Nablus Governorate Completed Associate Diploma and Above by Specialization, Sex, Age Group and Type of Locality, 2007**  
(Total )

| Specialization & Sex                         | Total         | Age Group  |              |              |              |               |              |                    |     |
|--|---------------|------------|--------------|--------------|--------------|---------------|--------------|--------------------|-----|
|  |               | +65        | 64 - 55      | 54 - 45      | 44 - 35      | 34 - 25       | 24 - 20      | 20<br>Less Than 20 |     |
| <b>Both Sexes</b>                            |               |            |              |              |              |               |              |                    |     |
| Basic Programs                               | 4             | 1          | 2            | -            | -            | -             | 1            | -                  |     |
| Literacy                                     | -             | -          | -            | -            | -            | -             | -            | -                  |     |
| Personal Development                         | 4             | 1          | 1            | -            | 1            | 1             | -            | -                  | ( ) |
| Education Science and Teacher Rehabilitation | 4,232         | 163        | 540          | 818          | 1,115        | 1,113         | 475          | 8                  |     |
| Arts   | 330           | 1          | 5            | 17           | 56           | 180           | 69           | 2                  |     |
| Humanities                                   | 3,590         | 103        | 294          | 675          | 1,033        | 1,058         | 427          | -                  |     |
| Social and Behavioral Science                | 2,886         | 61         | 249          | 436          | 740          | 1,005         | 392          | 3                  |     |
| Journalism and Information                   | 307           | 3          | 4            | 44           | 106          | 119           | 31           | -                  |     |
| Business and Administration                  | 7,706         | 60         | 205          | 928          | 2,015        | 3,124         | 1,363        | 11                 |     |
| Law and Jurisprudence                        | 655           | 37         | 61           | 75           | 118          | 258           | 106          | -                  |     |
| Life Sciences Programs                       | 238           | 2          | 9            | 51           | 74           | 79            | 23           | -                  |     |
| Natural Sciences                             | 601           | 13         | 35           | 164          | 184          | 135           | 70           | -                  |     |
| Mathematics and Statistics                   | 492           | 20         | 36           | 98           | 143          | 142           | 53           | -                  |     |
| Computing                                    | 1,543         | 2          | 8            | 56           | 352          | 648           | 472          | 5                  |     |
| Engineering and Engineering Occupation       | 2,182         | 22         | 60           | 259          | 570          | 793           | 468          | 10                 |     |
| Manufacturing and Processing                 | 81            | 1          | 8            | 16           | 23           | 28            | 5            | -                  |     |
| Architectural and Building                   | 1,584         | 13         | 80           | 442          | 403          | 486           | 159          | 1                  |     |
| Agricultural , Forestry and Fishery          | 322           | 16         | 39           | 69           | 79           | 110           | 9            | -                  |     |
| Veterinary                                   | 41            | 6          | 6            | 5            | 8            | 13            | 3            | -                  |     |
| Health                                       | 2,965         | 60         | 186          | 412          | 870          | 1,013         | 420          | 4                  |     |
| Social Services                              | 16            | -          | 1            | 4            | 5            | 2             | 4            | -                  |     |
| Personal Services                            | 161           | -          | 16           | 28           | 35           | 61            | 21           | -                  |     |
| Transport Services                           | 80            | 1          | 5            | 8            | 17           | 24            | 25           | -                  |     |
| Environmental Protection                     | 17            | 1          | -            | 6            | 3            | 6             | 1            | -                  |     |
| Security Services                            | 32            | 2          | 2            | 3            | 5            | 14            | 6            | -                  |     |
| Not Stated                                   | 222           | 11         | 19           | 22           | 61           | 65            | 43           | 1                  |     |
| <b>Total</b>                                 | <b>30,291</b> | <b>600</b> | <b>1,871</b> | <b>4,636</b> | <b>8,016</b> | <b>10,477</b> | <b>4,646</b> | <b>45</b>          |     |

**Table 23 (Cont.): Palestinian Population in Nablus Governorate Completed Associate Diploma and Above by Specialization, Sex, Age Group and Type of Locality, 2007**

(Total )

| Specialization & Sex                         | Total         | Age Group  |              |              |              |              |              |                    |     |
|--|---------------|------------|--------------|--------------|--------------|--------------|--------------|--------------------|-----|
|  |               | +65        | 64 - 55      | 54 - 45      | 44 - 35      | 34 - 25      | 24 - 20      | 20<br>Less Than 20 |     |
| <b>Males</b>                                 |               |            |              |              |              |              |              |                    |     |
| Basic Programs                               | 1             | 1          | -            | -            | -            | -            | -            | -                  | -   |
| Literacy                                     | -             | -          | -            | -            | -            | -            | -            | -                  | -   |
| Personal Development                         | 2             | 1          | 1            | -            | -            | -            | -            | -                  | ( ) |
| Education Science and Teacher Rehabilitation | 1,388         | 91         | 228          | 375          | 354          | 264          | 72           | 4                  |     |
| Arts   | 153           | -          | 2            | 11           | 32           | 71           | 36           | 1                  |     |
| Humanities                                   | 1,499         | 71         | 199          | 371          | 480          | 309          | 69           | -                  |     |
| Social and Behavioral Science                | 1,437         | 38         | 168          | 245          | 406          | 486          | 94           | -                  |     |
| Journalism and Information                   | 162           | 2          | 3            | 29           | 44           | 68           | 16           | -                  |     |
| Business and Administration                  | 4,362         | 54         | 164          | 703          | 1,220        | 1,529        | 686          | 6                  |     |
| Law and Jurisprudence                        | 455           | 35         | 59           | 63           | 92           | 155          | 51           | -                  |     |
| Life Sciences Programs                       | 78            | 1          | 7            | 20           | 29           | 18           | 3            | -                  |     |
| Natural Sciences                             | 311           | 9          | 27           | 98           | 114          | 48           | 15           | -                  |     |
| Mathematics and Statistics                   | 203           | 16         | 26           | 53           | 67           | 37           | 4            | -                  |     |
| Computing                                    | 884           | 2          | 7            | 47           | 216          | 344          | 267          | 1                  |     |
| Engineering and Engineering Occupation       | 1,909         | 22         | 60           | 251          | 524          | 668          | 374          | 10                 |     |
| Manufacturing and Processing                 | 44            | -          | 5            | 10           | 10           | 14           | 5            | -                  |     |
| Architectural and Building                   | 1,251         | 12         | 79           | 418          | 342          | 312          | 87           | 1                  |     |
| Agricultural , Forestry and Fishery          | 273           | 16         | 38           | 67           | 65           | 80           | 7            | -                  |     |
| Veterinary                                   | 39            | 6          | 6            | 5            | 8            | 11           | 3            | -                  |     |
| Health                                       | 1,405         | 46         | 138          | 248          | 389          | 436          | 146          | 2                  |     |
| Social Services                              | 4             | -          | -            | 1            | 2            | 1            | -            | -                  |     |
| Personal Services                            | 63            | -          | -            | 6            | 11           | 32           | 14           | -                  |     |
| Transport Services                           | 75            | 1          | 5            | 8            | 13           | 23           | 25           | -                  |     |
| Environmental Protection                     | 11            | 1          | -            | 6            | 1            | 3            | -            | -                  |     |
| Security Services                            | 32            | 2          | 2            | 3            | 5            | 14           | 6            | -                  |     |
| Not Stated                                   | 112           | 5          | 12           | 11           | 36           | 24           | 23           | 1                  |     |
| <b>Total</b>                                 | <b>16,153</b> | <b>432</b> | <b>1,236</b> | <b>3,049</b> | <b>4,460</b> | <b>4,947</b> | <b>2,003</b> | <b>26</b>          |     |

**Table 23 (Cont.): Palestinian Population in Nablus Governorate Completed Associate Diploma and Above by Specialization, Sex, Age Group and Type of Locality, 2007**

(Total )

| Specialization & Sex                         | Total         | Age Group  |            |              |              |              |              |                    |     |
|--|---------------|------------|------------|--------------|--------------|--------------|--------------|--------------------|-----|
|  |               | +65        | 64 - 55    | 54 - 45      | 44 - 35      | 34 - 25      | 24 - 20      | 20<br>Less Than 20 |     |
| <b>Females</b>                               |               |            |            |              |              |              |              |                    |     |
| Basic Programs                               | 3             | -          | 2          | -            | -            | -            | 1            | -                  |     |
| Literacy                                     | -             | -          | -          | -            | -            | -            | -            | -                  |     |
| Personal Development                         | 2             | -          | -          | -            | 1            | 1            | -            | -                  | ( ) |
| Education Science and Teacher Rehabilitation | 2,844         | 72         | 312        | 443          | 761          | 849          | 403          | 4                  |     |
| Arts   | 177           | 1          | 3          | 6            | 24           | 109          | 33           | 1                  |     |
| Humanities                                   | 2,091         | 32         | 95         | 304          | 553          | 749          | 358          | -                  |     |
| Social and Behavioral Science                | 1,449         | 23         | 81         | 191          | 334          | 519          | 298          | 3                  |     |
| Journalism and Information                   | 145           | 1          | 1          | 15           | 62           | 51           | 15           | -                  |     |
| Business and Administration                  | 3,344         | 6          | 41         | 225          | 795          | 1,595        | 677          | 5                  |     |
| Law and Jurisprudence                        | 200           | 2          | 2          | 12           | 26           | 103          | 55           | -                  |     |
| Life Sciences Programs                       | 160           | 1          | 2          | 31           | 45           | 61           | 20           | -                  |     |
| Natural Sciences                             | 290           | 4          | 8          | 66           | 70           | 87           | 55           | -                  |     |
| Mathematics and Statistics                   | 289           | 4          | 10         | 45           | 76           | 105          | 49           | -                  |     |
| Computing                                    | 659           | -          | 1          | 9            | 136          | 304          | 205          | 4                  |     |
| Engineering and Engineering Occupation       | 273           | -          | -          | 8            | 46           | 125          | 94           | -                  |     |
| Manufacturing and Processing                 | 37            | 1          | 3          | -            | 13           | 14           | -            | -                  |     |
| Architectural and Building                   | 333           | 1          | 1          | 24           | 61           | 174          | 72           | -                  |     |
| Agricultural , Forestry and Fishery          | 49            | -          | 1          | 2            | 14           | 30           | 2            | -                  |     |
| Veterinary                                   | 2             | -          | -          | -            | -            | 2            | -            | -                  |     |
| Health                                       | 1,560         | 14         | 48         | 164          | 481          | 577          | 274          | 2                  |     |
| Social Services                              | 12            | -          | 1          | 3            | 3            | 1            | 4            | -                  |     |
| Personal Services                            | 98            | -          | 16         | 22           | 24           | 29           | 7            | -                  |     |
| Transport Services                           | 5             | -          | -          | -            | 4            | 1            | -            | -                  |     |
| Environmental Protection                     | 6             | -          | -          | -            | 2            | 3            | 1            | -                  |     |
| Security Services                            | -             | -          | -          | -            | -            | -            | -            | -                  |     |
| Not Stated                                   | 110           | 6          | 7          | 11           | 25           | 41           | 20           | -                  |     |
| <b>Total</b>                                 | <b>14,138</b> | <b>168</b> | <b>635</b> | <b>1,587</b> | <b>3,556</b> | <b>5,530</b> | <b>2,643</b> | <b>19</b>          |     |



**Table 23 (Cont.): Palestinian Population in Nablus Governorate Completed Associate Diploma and Above by Specialization, Sex, Age Group and Type of Locality, 2007**

(Urban )

| Specialization & Sex                         | Total         | Age Group  |              |              |              |              |              |                    |     |
|--|---------------|------------|--------------|--------------|--------------|--------------|--------------|--------------------|-----|
|  |               | +65        | 64 - 55      | 54 - 45      | 44 - 35      | 34 - 25      | 24 - 20      | 20<br>Less Than 20 |     |
| <b>Both Sexes</b>                            |               |            |              |              |              |              |              |                    |     |
| Basic Programs                               | 3             | 1          | 2            | -            | -            | -            | -            | -                  | -   |
| Literacy                                     | -             | -          | -            | -            | -            | -            | -            | -                  | -   |
| Personal Development                         | 2             | 1          | -            | -            | -            | 1            | -            | -                  | ( ) |
| Education Science and Teacher Rehabilitation | 2,439         | 125        | 416          | 518          | 575          | 566          | 235          | 4                  |     |
| Arts   | 212           | 1          | 5            | 13           | 39           | 110          | 43           | 1                  |     |
| Humanities                                   | 2,150         | 79         | 199          | 468          | 630          | 553          | 221          | -                  |     |
| Social and Behavioral Science                | 1,868         | 51         | 191          | 313          | 473          | 589          | 250          | 1                  |     |
| Journalism and Information                   | 206           | 3          | 3            | 30           | 77           | 74           | 19           | -                  |     |
| Business and Administration                  | 5,750         | 50         | 165          | 679          | 1,515        | 2,354        | 979          | 8                  |     |
| Law and Jurisprudence                        | 508           | 34         | 52           | 64           | 89           | 191          | 78           | -                  |     |
| Life Sciences Programs                       | 175           | 2          | 6            | 43           | 60           | 45           | 19           | -                  |     |
| Natural Sciences                             | 418           | 13         | 28           | 124          | 125          | 90           | 38           | -                  |     |
| Mathematics and Statistics                   | 319           | 17         | 28           | 74           | 85           | 85           | 30           | -                  |     |
| Computing                                    | 1,103         | 2          | 5            | 43           | 267          | 449          | 332          | 5                  |     |
| Engineering and Engineering Occupation       | 1,639         | 20         | 53           | 202          | 436          | 564          | 356          | 8                  |     |
| Manufacturing and Processing                 | 47            | 1          | 5            | 11           | 16           | 13           | 1            | -                  |     |
| Architectural and Building                   | 1,197         | 9          | 61           | 322          | 305          | 384          | 115          | 1                  |     |
| Agricultural , Forestry and Fishery          | 236           | 16         | 31           | 48           | 62           | 73           | 6            | -                  |     |
| Veterinary                                   | 30            | 5          | 3            | 3            | 5            | 11           | 3            | -                  |     |
| Health                                       | 2,087         | 54         | 161          | 345          | 629          | 672          | 224          | 2                  |     |
| Social Services                              | 13            | -          | 1            | 4            | 3            | 1            | 4            | -                  |     |
| Personal Services                            | 100           | -          | 15           | 21           | 25           | 32           | 7            | -                  |     |
| Transport Services                           | 49            | -          | 3            | 4            | 13           | 19           | 10           | -                  |     |
| Environmental Protection                     | 14            | 1          | -            | 4            | 3            | 6            | -            | -                  |     |
| Security Services                            | 19            | 2          | 2            | 3            | 3            | 6            | 3            | -                  |     |
| Not Stated                                   | 144           | 11         | 15           | 18           | 35           | 42           | 22           | 1                  |     |
| <b>Total</b>                                 | <b>20,728</b> | <b>498</b> | <b>1,450</b> | <b>3,354</b> | <b>5,470</b> | <b>6,930</b> | <b>2,995</b> | <b>31</b>          |     |

**Table 23 (Cont.): Palestinian Population in Nablus Governorate Completed Associate Diploma and Above by Specialization, Sex, Age Group and Type of Locality, 2007**

(Urban )

| Specialization & Sex                         | Total         | Age Group  |            |              |              |              |              |                    |     |
|--|---------------|------------|------------|--------------|--------------|--------------|--------------|--------------------|-----|
|  |               | +65        | 64 - 55    | 54 - 45      | 44 - 35      | 34 - 25      | 24 - 20      | 20<br>Less Than 20 |     |
| <b>Males</b>                                 |               |            |            |              |              |              |              |                    |     |
| Basic Programs                               | 1             | 1          | -          | -            | -            | -            | -            | -                  | -   |
| Literacy                                     | -             | -          | -          | -            | -            | -            | -            | -                  | -   |
| Personal Development                         | 1             | 1          | -          | -            | -            | -            | -            | -                  | ( ) |
| Education Science and Teacher Rehabilitation | 630           | 55         | 129        | 185          | 134          | 104          | 20           | 3                  |     |
| Arts   | 105           | -          | 2          | 9            | 23           | 45           | 26           | -                  |     |
| Humanities                                   | 777           | 47         | 119        | 210          | 243          | 133          | 25           | -                  |     |
| Social and Behavioral Science                | 788           | 29         | 115        | 151          | 214          | 228          | 51           | -                  |     |
| Journalism and Information                   | 91            | 2          | 2          | 18           | 28           | 34           | 7            | -                  |     |
| Business and Administration                  | 2,955         | 44         | 128        | 483          | 837          | 1,016        | 443          | 4                  |     |
| Law and Jurisprudence                        | 331           | 32         | 50         | 53           | 66           | 103          | 27           | -                  |     |
| Life Sciences Programs                       | 46            | 1          | 4          | 14           | 18           | 7            | 2            | -                  |     |
| Natural Sciences                             | 199           | 9          | 20         | 66           | 69           | 29           | 6            | -                  |     |
| Mathematics and Statistics                   | 126           | 13         | 18         | 38           | 37           | 19           | 1            | -                  |     |
| Computing                                    | 606           | 2          | 5          | 36           | 153          | 227          | 182          | 1                  |     |
| Engineering and Engineering Occupation       | 1,410         | 20         | 53         | 196          | 394          | 465          | 274          | 8                  |     |
| Manufacturing and Processing                 | 28            | -          | 3          | 9            | 8            | 7            | 1            | -                  |     |
| Architectural and Building                   | 913           | 8          | 60         | 300          | 253          | 235          | 56           | 1                  |     |
| Agricultural , Forestry and Fishery          | 198           | 16         | 30         | 47           | 49           | 51           | 5            | -                  |     |
| Veterinary                                   | 28            | 5          | 3          | 3            | 5            | 9            | 3            | -                  |     |
| Health                                       | 991           | 41         | 121        | 212          | 267          | 278          | 71           | 1                  |     |
| Social Services                              | 2             | -          | -          | 1            | -            | 1            | -            | -                  |     |
| Personal Services                            | 33            | -          | -          | 5            | 8            | 15           | 5            | -                  |     |
| Transport Services                           | 45            | -          | 3          | 4            | 10           | 18           | 10           | -                  |     |
| Environmental Protection                     | 9             | 1          | -          | 4            | 1            | 3            | -            | -                  |     |
| Security Services                            | 19            | 2          | 2          | 3            | 3            | 6            | 3            | -                  |     |
| Not Stated                                   | 62            | 5          | 8          | 7            | 18           | 15           | 8            | 1                  |     |
| <b>Total</b>                                 | <b>10,394</b> | <b>334</b> | <b>875</b> | <b>2,054</b> | <b>2,838</b> | <b>3,048</b> | <b>1,226</b> | <b>19</b>          |     |

**Table 23 (Cont.): Palestinian Population in Nablus Governorate Completed Associate Diploma and Above by Specialization, Sex, Age Group and Type of Locality, 2007**

(Urban )

| Specialization & Sex                         | Total         | Age Group  |            |              |              |              |              |                    |     |
|--|---------------|------------|------------|--------------|--------------|--------------|--------------|--------------------|-----|
|  |               | +65        | 64 - 55    | 54 - 45      | 44 - 35      | 34 - 25      | 24 - 20      | 20<br>Less Than 20 |     |
| <b>Females</b>                               |               |            |            |              |              |              |              |                    |     |
| Basic Programs                               | 2             | -          | 2          | -            | -            | -            | -            | -                  | -   |
| Literacy                                     | -             | -          | -          | -            | -            | -            | -            | -                  | -   |
| Personal Development                         | 1             | -          | -          | -            | -            | 1            | -            | -                  | ( ) |
| Education Science and Teacher Rehabilitation | 1,809         | 70         | 287        | 333          | 441          | 462          | 215          | 1                  |     |
| Arts   | 107           | 1          | 3          | 4            | 16           | 65           | 17           | 1                  |     |
| Humanities                                   | 1,373         | 32         | 80         | 258          | 387          | 420          | 196          | -                  |     |
| Social and Behavioral Science                | 1,080         | 22         | 76         | 162          | 259          | 361          | 199          | 1                  |     |
| Journalism and Information                   | 115           | 1          | 1          | 12           | 49           | 40           | 12           | -                  |     |
| Business and Administration                  | 2,795         | 6          | 37         | 196          | 678          | 1,338        | 536          | 4                  |     |
| Law and Jurisprudence                        | 177           | 2          | 2          | 11           | 23           | 88           | 51           | -                  |     |
| Life Sciences Programs                       | 129           | 1          | 2          | 29           | 42           | 38           | 17           | -                  |     |
| Natural Sciences                             | 219           | 4          | 8          | 58           | 56           | 61           | 32           | -                  |     |
| Mathematics and Statistics                   | 193           | 4          | 10         | 36           | 48           | 66           | 29           | -                  |     |
| Computing                                    | 497           | -          | -          | 7            | 114          | 222          | 150          | 4                  |     |
| Engineering and Engineering Occupation       | 229           | -          | -          | 6            | 42           | 99           | 82           | -                  |     |
| Manufacturing and Processing                 | 19            | 1          | 2          | 2            | 8            | 6            | -            | -                  |     |
| Architectural and Building                   | 284           | 1          | 1          | 22           | 52           | 149          | 59           | -                  |     |
| Agricultural , Forestry and Fishery          | 38            | -          | 1          | 1            | 13           | 22           | 1            | -                  |     |
| Veterinary                                   | 2             | -          | -          | -            | -            | 2            | -            | -                  |     |
| Health                                       | 1,096         | 13         | 40         | 133          | 362          | 394          | 153          | 1                  |     |
| Social Services                              | 11            | -          | 1          | 3            | 3            | -            | 4            | -                  |     |
| Personal Services                            | 67            | -          | 15         | 16           | 17           | 17           | 2            | -                  |     |
| Transport Services                           | 4             | -          | -          | -            | 3            | 1            | -            | -                  |     |
| Environmental Protection                     | 5             | -          | -          | -            | 2            | 3            | -            | -                  |     |
| Security Services                            | -             | -          | -          | -            | -            | -            | -            | -                  |     |
| Not Stated                                   | 82            | 6          | 7          | 11           | 17           | 27           | 14           | -                  |     |
| <b>Total</b>                                 | <b>10,334</b> | <b>164</b> | <b>575</b> | <b>1,300</b> | <b>2,632</b> | <b>3,882</b> | <b>1,769</b> | <b>12</b>          |     |

**Table 23 (Cont.): Palestinian Population in Nablus Governorate Completed Associate Diploma and Above by Specialization, Sex, Age Group and Type of Locality, 2007**

(Rural )

| Specialization & Sex                         | Total        | Age Group |            |              |              |              |              |                    |     |
|--|--------------|-----------|------------|--------------|--------------|--------------|--------------|--------------------|-----|
|  |              | +65       | 64 - 55    | 54 - 45      | 44 - 35      | 34 - 25      | 24 - 20      | 20<br>Less Than 20 |     |
| <b>Both Sexes</b>                            |              |           |            |              |              |              |              |                    |     |
| Basic Programs                               | 1            | -         | -          | -            | -            | -            | -            | 1                  | -   |
| Literacy                                     | -            | -         | -          | -            | -            | -            | -            | -                  | -   |
| Personal Development                         | 2            | -         | 1          | -            | 1            | -            | -            | -                  | ( ) |
| Education Science and Teacher Rehabilitation | 1,400        | 35        | 98         | 222          | 391          | 453          | 199          | 2                  |     |
| Arts   | 80           | -         | -          | 2            | 10           | 48           | 19           | 1                  |     |
| Humanities                                   | 1,268        | 21        | 82         | 180          | 342          | 459          | 184          | -                  |     |
| Social and Behavioral Science                | 859          | 10        | 53         | 102          | 214          | 359          | 119          | 2                  |     |
| Journalism and Information                   | 92           | -         | 1          | 13           | 26           | 40           | 12           | -                  |     |
| Business and Administration                  | 1,614        | 9         | 35         | 206          | 402          | 653          | 307          | 2                  |     |
| Law and Jurisprudence                        | 125          | 3         | 9          | 11           | 21           | 55           | 26           | -                  |     |
| Life Sciences Programs                       | 60           | -         | 3          | 8            | 13           | 32           | 4            | -                  |     |
| Natural Sciences                             | 160          | -         | 7          | 39           | 49           | 39           | 26           | -                  |     |
| Mathematics and Statistics                   | 153          | 3         | 6          | 23           | 50           | 48           | 23           | -                  |     |
| Computing                                    | 379          | -         | 2          | 12           | 73           | 171          | 121          | -                  |     |
| Engineering and Engineering Occupation       | 438          | 1         | 7          | 53           | 103          | 182          | 90           | 2                  |     |
| Manufacturing and Processing                 | 19           | -         | 2          | 2            | 3            | 9            | 3            | -                  |     |
| Architectural and Building                   | 288          | 4         | 16         | 88           | 67           | 82           | 31           | -                  |     |
| Agricultural , Forestry and Fishery          | 77           | -         | 8          | 18           | 16           | 33           | 2            | -                  |     |
| Veterinary                                   | 11           | 1         | 3          | 2            | 3            | 2            | -            | -                  |     |
| Health                                       | 604          | 4         | 22         | 44           | 168          | 236          | 128          | 2                  |     |
| Social Services                              | 3            | -         | -          | -            | 2            | 1            | -            | -                  |     |
| Personal Services                            | 40           | -         | 1          | 4            | 5            | 21           | 9            | -                  |     |
| Transport Services                           | 29           | 1         | 2          | 4            | 4            | 4            | 14           | -                  |     |
| Environmental Protection                     | 3            | -         | -          | 2            | -            | -            | 1            | -                  |     |
| Security Services                            | 8            | -         | -          | -            | 1            | 5            | 2            | -                  |     |
| Not Stated                                   | 49           | -         | 1          | 3            | 16           | 13           | 16           | -                  |     |
| <b>Total</b>                                 | <b>7,762</b> | <b>92</b> | <b>359</b> | <b>1,038</b> | <b>1,980</b> | <b>2,945</b> | <b>1,337</b> | <b>11</b>          |     |

**Table 23 (Cont.): Palestinian Population in Nablus Governorate Completed Associate Diploma and Above by Specialization, Sex, Age Group and Type of Locality, 2007**

(Rural )

| Specialization & Sex                         | Total        | Age Group |            |            |              |              |            |                    |     |
|--|--------------|-----------|------------|------------|--------------|--------------|------------|--------------------|-----|
|  |              | +65       | 64 - 55    | 54 - 45    | 44 - 35      | 34 - 25      | 24 - 20    | 20<br>Less Than 20 |     |
| <b>Males</b>                                 |              |           |            |            |              |              |            |                    |     |
| Basic Programs                               | -            | -         | -          | -          | -            | -            | -          | -                  | -   |
| Literacy                                     | -            | -         | -          | -          | -            | -            | -          | -                  | -   |
| Personal Development                         | 1            | -         | 1          | -          | -            | -            | -          | -                  | ( ) |
| Education Science and Teacher Rehabilitation | 623          | 33        | 80         | 145        | 183          | 137          | 44         | 1                  |     |
| Arts   | 38           | -         | -          | 1          | 6            | 21           | 9          | 1                  |     |
| Humanities                                   | 639          | 21        | 68         | 143        | 207          | 161          | 39         | -                  |     |
| Social and Behavioral Science                | 564          | 9         | 49         | 82         | 156          | 229          | 39         | -                  |     |
| Journalism and Information                   | 68           | -         | 1          | 11         | 15           | 32           | 9          | -                  |     |
| Business and Administration                  | 1,227        | 9         | 33         | 184        | 327          | 454          | 218        | 2                  |     |
| Law and Jurisprudence                        | 108          | 3         | 9          | 10         | 18           | 45           | 23         | -                  |     |
| Life Sciences Programs                       | 31           | -         | 3          | 6          | 11           | 10           | 1          | -                  |     |
| Natural Sciences                             | 99           | -         | 7          | 31         | 37           | 16           | 8          | -                  |     |
| Mathematics and Statistics                   | 68           | 3         | 6          | 15         | 26           | 15           | 3          | -                  |     |
| Computing                                    | 243          | -         | 2          | 10         | 55           | 101          | 75         | -                  |     |
| Engineering and Engineering Occupation       | 402          | 1         | 7          | 51         | 99           | 162          | 80         | 2                  |     |
| Manufacturing and Processing                 | 11           | -         | 2          | -          | 2            | 4            | 3          | -                  |     |
| Architectural and Building                   | 249          | 4         | 16         | 87         | 58           | 63           | 21         | -                  |     |
| Agricultural , Forestry and Fishery          | 70           | -         | 8          | 17         | 15           | 28           | 2          | -                  |     |
| Veterinary                                   | 11           | 1         | 3          | 2          | 3            | 2            | -          | -                  |     |
| Health                                       | 323          | 3         | 16         | 24         | 96           | 122          | 61         | 1                  |     |
| Social Services                              | 2            | -         | -          | -          | 2            | -            | -          | -                  |     |
| Personal Services                            | 26           | -         | -          | 1          | 1            | 17           | 7          | -                  |     |
| Transport Services                           | 28           | 1         | 2          | 4          | 3            | 4            | 14         | -                  |     |
| Environmental Protection                     | 2            | -         | -          | 2          | -            | -            | -          | -                  |     |
| Security Services                            | 8            | -         | -          | -          | 1            | 5            | 2          | -                  |     |
| Not Stated                                   | 39           | -         | 1          | 3          | 14           | 7            | 14         | -                  |     |
| <b>Total</b>                                 | <b>4,880</b> | <b>88</b> | <b>314</b> | <b>829</b> | <b>1,335</b> | <b>1,635</b> | <b>672</b> | <b>7</b>           |     |

**Table 23 (Cont.): Palestinian Population in Nablus Governorate Completed Associate Diploma and Above by Specialization, Sex, Age Group and Type of Locality, 2007**

(Rural )

| Specialization & Sex                         | Total        | Age Group |           |            |            |              |            |                    |     |
|--|--------------|-----------|-----------|------------|------------|--------------|------------|--------------------|-----|
|  |              | +65       | 64 - 55   | 54 - 45    | 44 - 35    | 34 - 25      | 24 - 20    | 20<br>Less Than 20 |     |
| <b>Females</b>                               |              |           |           |            |            |              |            |                    |     |
| Basic Programs                               | 1            | -         | -         | -          | -          | -            | -          | 1                  | -   |
| Literacy                                     | -            | -         | -         | -          | -          | -            | -          | -                  | -   |
| Personal Development                         | 1            | -         | -         | -          | 1          | -            | -          | -                  | -   |
| Education Science and Teacher Rehabilitation | 777          | 2         | 18        | 77         | 208        | 316          | 155        | 1                  | ( ) |
| Arts   | 42           | -         | -         | 1          | 4          | 27           | 10         | -                  | -   |
| Humanities                                   | 629          | -         | 14        | 37         | 135        | 298          | 145        | -                  | -   |
| Social and Behavioral Science                | 295          | 1         | 4         | 20         | 58         | 130          | 80         | 2                  | -   |
| Journalism and Information                   | 24           | -         | -         | 2          | 11         | 8            | 3          | -                  | -   |
| Business and Administration                  | 387          | -         | 2         | 22         | 75         | 199          | 89         | -                  | -   |
| Law and Jurisprudence                        | 17           | -         | -         | 1          | 3          | 10           | 3          | -                  | -   |
| Life Sciences Programs                       | 29           | -         | -         | 2          | 2          | 22           | 3          | -                  | -   |
| Natural Sciences                             | 61           | -         | -         | 8          | 12         | 23           | 18         | -                  | -   |
| Mathematics and Statistics                   | 85           | -         | -         | 8          | 24         | 33           | 20         | -                  | -   |
| Computing                                    | 136          | -         | -         | 2          | 18         | 70           | 46         | -                  | -   |
| Engineering and Engineering Occupation       | 36           | -         | -         | 2          | 4          | 20           | 10         | -                  | -   |
| Manufacturing and Processing                 | 8            | -         | -         | 2          | 1          | 5            | -          | -                  | -   |
| Architectural and Building                   | 39           | -         | -         | 1          | 9          | 19           | 10         | -                  | -   |
| Agricultural , Forestry and Fishery          | 7            | -         | -         | 1          | 1          | 5            | -          | -                  | -   |
| Veterinary                                   | -            | -         | -         | -          | -          | -            | -          | -                  | -   |
| Health                                       | 281          | 1         | 6         | 20         | 72         | 114          | 67         | 1                  | -   |
| Social Services                              | 1            | -         | -         | -          | -          | 1            | -          | -                  | -   |
| Personal Services                            | 14           | -         | 1         | 3          | 4          | 4            | 2          | -                  | -   |
| Transport Services                           | 1            | -         | -         | -          | 1          | -            | -          | -                  | -   |
| Environmental Protection                     | 1            | -         | -         | -          | -          | -            | 1          | -                  | -   |
| Security Services                            | -            | -         | -         | -          | -          | -            | -          | -                  | -   |
| Not Stated                                   | 10           | -         | -         | -          | 2          | 6            | 2          | -                  | -   |
| <b>Total</b>                                 | <b>2,882</b> | <b>4</b>  | <b>45</b> | <b>209</b> | <b>645</b> | <b>1,310</b> | <b>665</b> | <b>4</b>           |     |

**Table 23 (Cont.): Palestinian Population in Nablus Governorate Completed Associate Diploma and Above by Specialization, Sex, Age Group and Type of Locality, 2007**

(Camps )

| Specialization & Sex                         | Total        | Age Group |           |            |            |            |            |                    |     |
|--|--------------|-----------|-----------|------------|------------|------------|------------|--------------------|-----|
|  |              | +65       | 64 - 55   | 54 - 45    | 44 - 35    | 34 - 25    | 24 - 20    | 20<br>Less Than 20 |     |
| <b>Both Sexes</b>                            |              |           |           |            |            |            |            |                    |     |
| Basic Programs                               | -            | -         | -         | -          | -          | -          | -          | -                  | -   |
| Literacy                                     | -            | -         | -         | -          | -          | -          | -          | -                  | -   |
| Personal Development                         | -            | -         | -         | -          | -          | -          | -          | -                  | ( ) |
| Education Science and Teacher Rehabilitation | 393          | 3         | 26        | 78         | 149        | 94         | 41         | 2                  |     |
| Arts   | 38           | -         | -         | 2          | 7          | 22         | 7          | -                  |     |
| Humanities                                   | 172          | 3         | 13        | 27         | 61         | 46         | 22         | -                  |     |
| Social and Behavioral Science                | 159          | -         | 5         | 21         | 53         | 57         | 23         | -                  |     |
| Journalism and Information                   | 9            | -         | -         | 1          | 3          | 5          | 0          | -                  |     |
| Business and Administration                  | 342          | 1         | 5         | 43         | 98         | 117        | 77         | 1                  |     |
| Law and Jurisprudence                        | 22           | -         | -         | -          | 8          | 12         | 2          | -                  |     |
| Life Sciences Programs                       | 3            | -         | -         | -          | 1          | 2          | -          | -                  |     |
| Natural Sciences                             | 23           | -         | -         | 1          | 10         | 6          | 6          | -                  |     |
| Mathematics and Statistics                   | 20           | -         | 2         | 1          | 8          | 9          | -          | -                  |     |
| Computing                                    | 61           | -         | 1         | 1          | 12         | 28         | 19         | -                  |     |
| Engineering and Engineering Occupation       | 105          | 1         | -         | 4          | 31         | 47         | 22         | -                  |     |
| Manufacturing and Processing                 | 15           | -         | 1         | 3          | 4          | 6          | 1          | -                  |     |
| Architectural and Building                   | 99           | -         | 3         | 32         | 31         | 20         | 13         | -                  |     |
| Agricultural , Forestry and Fishery          | 9            | -         | -         | 3          | 1          | 4          | 1          | -                  |     |
| Veterinary                                   | -            | -         | -         | -          | -          | -          | -          | -                  |     |
| Health                                       | 274          | 2         | 3         | 23         | 73         | 105        | 68         | -                  |     |
| Social Services                              | -            | -         | -         | -          | -          | -          | -          | -                  |     |
| Personal Services                            | 21           | -         | -         | 3          | 5          | 8          | 5          | -                  |     |
| Transport Services                           | 2            | -         | -         | -          | -          | 1          | 1          | -                  |     |
| Environmental Protection                     | -            | -         | -         | -          | -          | -          | -          | -                  |     |
| Security Services                            | 5            | -         | -         | -          | 1          | 3          | 1          | -                  |     |
| Not Stated                                   | 29           | -         | 3         | 1          | 10         | 10         | 5          | -                  |     |
| <b>Total</b>                                 | <b>1,801</b> | <b>10</b> | <b>62</b> | <b>244</b> | <b>566</b> | <b>602</b> | <b>314</b> | <b>3</b>           |     |

**Table 23 (Cont.): Palestinian Population in Nablus Governorate Completed Associate Diploma and Above by Specialization, Sex, Age Group and Type of Locality, 2007**

(Camps )

| Specialization & Sex                         | Total      | Age Group |           |            |            |            |            |                    |     |
|--|------------|-----------|-----------|------------|------------|------------|------------|--------------------|-----|
|  |            | +65       | 64 - 55   | 54 - 45    | 44 - 35    | 34 - 25    | 24 - 20    | 20<br>Less Than 20 |     |
| <b>Males</b>                                 |            |           |           |            |            |            |            |                    |     |
| Basic Programs                               | -          | -         | -         | -          | -          | -          | -          | -                  | -   |
| Literacy                                     | -          | -         | -         | -          | -          | -          | -          | -                  | -   |
| Personal Development                         | -          | -         | -         | -          | -          | -          | -          | -                  | ( ) |
| Education Science and Teacher Rehabilitation | 135        | 3         | 19        | 45         | 37         | 23         | 8          | -                  |     |
| Arts   | 10         | -         | -         | 1          | 3          | 5          | 1          | -                  |     |
| Humanities                                   | 83         | 3         | 12        | 18         | 30         | 15         | 5          | -                  |     |
| Social and Behavioral Science                | 85         | -         | 4         | 12         | 36         | 29         | 4          | -                  |     |
| Journalism and Information                   | 3          | -         | -         | -          | 1          | 2          | -          | -                  |     |
| Business and Administration                  | 180        | 1         | 3         | 36         | 56         | 59         | 25         | -                  |     |
| Law and Jurisprudence                        | 16         | -         | -         | -          | 8          | 7          | 1          | -                  |     |
| Life Sciences Programs                       | 1          | -         | -         | -          | -          | 1          | -          | -                  |     |
| Natural Sciences                             | 13         | -         | -         | 1          | 8          | 3          | 1          | -                  |     |
| Mathematics and Statistics                   | 9          | -         | 2         | -          | 4          | 3          | -          | -                  |     |
| Computing                                    | 35         | -         | -         | 1          | 8          | 16         | 10         | -                  |     |
| Engineering and Engineering Occupation       | 97         | 1         | -         | 4          | 31         | 41         | 20         | -                  |     |
| Manufacturing and Processing                 | 5          | -         | -         | 1          | -          | 3          | 1          | -                  |     |
| Architectural and Building                   | 89         | -         | 3         | 31         | 31         | 14         | 10         | -                  |     |
| Agricultural , Forestry and Fishery          | 5          | -         | -         | 3          | 1          | 1          | -          | -                  |     |
| Veterinary                                   | -          | -         | -         | -          | -          | -          | -          | -                  |     |
| Health                                       | 91         | 2         | 1         | 12         | 26         | 36         | 14         | -                  |     |
| Social Services                              | -          | -         | -         | -          | -          | -          | -          | -                  |     |
| Personal Services                            | 4          | -         | -         | -          | 2          | -          | 2          | -                  |     |
| Transport Services                           | 2          | -         | -         | -          | -          | 1          | 1          | -                  |     |
| Environmental Protection                     | -          | -         | -         | -          | -          | -          | -          | -                  |     |
| Security Services                            | 5          | -         | -         | -          | 1          | 3          | 1          | -                  |     |
| Not Stated                                   | 11         | -         | 3         | 1          | 4          | 2          | 1          | -                  |     |
| <b>Total</b>                                 | <b>879</b> | <b>10</b> | <b>47</b> | <b>166</b> | <b>287</b> | <b>264</b> | <b>105</b> | <b>-</b>           |     |



**Table 23 (Cont.): Palestinian Population in Nablus Governorate Completed Associate Diploma and Above by Specialization, Sex, Age Group and Type of Locality, 2007**

(Camps )

| Specialization & Sex                         | Total      | Age Group |           |           |            |            |            |                    |     |
|--|------------|-----------|-----------|-----------|------------|------------|------------|--------------------|-----|
|  |            | +65       | 64 - 55   | 54 - 45   | 44 - 35    | 34 - 25    | 24 - 20    | 20<br>Less Than 20 |     |
| <b>Females</b>                               |            |           |           |           |            |            |            |                    |     |
| Basic Programs                               | -          | -         | -         | -         | -          | -          | -          | -                  | -   |
| Literacy                                     | -          | -         | -         | -         | -          | -          | -          | -                  | -   |
| Personal Development                         | -          | -         | -         | -         | -          | -          | -          | -                  | ( ) |
| Education Science and Teacher Rehabilitation | 258        | -         | 7         | 33        | 112        | 71         | 33         | 2                  |     |
| Arts   | 28         | -         | -         | 1         | 4          | 17         | 6          | -                  |     |
| Humanities                                   | 89         | -         | 1         | 9         | 31         | 31         | 17         | -                  |     |
| Social and Behavioral Science                | 74         | -         | 1         | 9         | 17         | 28         | 19         | -                  |     |
| Journalism and Information                   | 6          | -         | -         | 1         | 2          | 3          | -          | -                  |     |
| Business and Administration                  | 162        | -         | 2         | 7         | 42         | 58         | 52         | 1                  |     |
| Law and Jurisprudence                        | 6          | -         | -         | -         | -          | 5          | 1          | -                  |     |
| Life Sciences Programs                       | 2          | -         | -         | -         | 1          | 1          | -          | -                  |     |
| Natural Sciences                             | 10         | -         | -         | -         | 2          | 3          | 5          | -                  |     |
| Mathematics and Statistics                   | 11         | -         | -         | 1         | 4          | 6          | -          | -                  |     |
| Computing                                    | 26         | -         | 1         | -         | 4          | 12         | 9          | -                  |     |
| Engineering and Engineering Occupation       | 8          | -         | -         | -         | -          | 6          | 2          | -                  |     |
| Manufacturing and Processing                 | 10         | -         | 1         | 2         | 4          | 3          | -          | -                  |     |
| Architectural and Building                   | 10         | -         | -         | 1         | -          | 6          | 3          | -                  |     |
| Agricultural , Forestry and Fishery          | 4          | -         | -         | -         | -          | 3          | 1          | -                  |     |
| Veterinary                                   | -          | -         | -         | -         | -          | -          | -          | -                  |     |
| Health                                       | 183        | -         | 2         | 11        | 47         | 69         | 54         | -                  |     |
| Social Services                              | -          | -         | -         | -         | -          | -          | -          | -                  |     |
| Personal Services                            | 17         | -         | -         | 3         | 3          | 8          | 3          | -                  |     |
| Transport Services                           | -          | -         | -         | -         | -          | -          | -          | -                  |     |
| Environmental Protection                     | -          | -         | -         | -         | -          | -          | -          | -                  |     |
| Security Services                            | -          | -         | -         | -         | -          | -          | -          | -                  |     |
| Not Stated                                   | 18         | -         | -         | -         | 6          | 8          | 4          | -                  |     |
| <b>Total</b>                                 | <b>922</b> | -         | <b>15</b> | <b>78</b> | <b>279</b> | <b>338</b> | <b>209</b> | <b>3</b>           |     |

**Table 24: Palestinian Population (10 Years and Over) in Nablus Governorate With Qualification by Place of Study, Sex and Qualification, 2007**

| Place of Study and Sex | Total          | Qualification |              |                |               |                   |               |               |               |
|------------------------|----------------|---------------|--------------|----------------|---------------|-------------------|---------------|---------------|---------------|
|                        |                | Ph.D          | Master       | Higher Diploma | Bachelor      | Associate Diploma | Secondary     | Preparatory   | Elementary    |
| <b>Both Sexes</b>      |                |               |              |                |               |                   |               |               |               |
| Palestine              | <b>176,533</b> | 25            | 867          | 144            | 12,816        | 9,304             | 33,073        | 63,497        | 56,807        |
| Jordan                 | <b>5,158</b>   | 40            | 121          | 21             | 1,228         | 1,695             | 836           | 926           | 291           |
| Egypt                  | <b>707</b>     | 48            | 49           | 13             | 469           | 47                | 54            | 13            | 14            |
| Other Arab Countries   | <b>2,988</b>   | 43            | 50           | 22             | 1,185         | 238               | 809           | 475           | 166           |
| Belarus                | <b>470</b>     | 60            | 105          | 13             | 269           | 11                | 12            | -             | -             |
| Other Asia Countries   | <b>404</b>     | 28            | 58           | 9              | 203           | 18                | 49            | 27            | 12            |
| Non-Arab Africa        | <b>18</b>      | 1             | 4            | -              | 9             | 1                 | -             | 3             | -             |
| Eastern Europe         | <b>292</b>     | 35            | 54           | 5              | 157           | 24                | 8             | 4             | 5             |
| Western Europe         | <b>465</b>     | 97            | 121          | 20             | 141           | 41                | 24            | 9             | 12            |
| North America          | <b>283</b>     | 60            | 79           | 3              | 83            | 15                | 16            | 14            | 13            |
| Latin America          | <b>75</b>      | 7             | 17           | 1              | 17            | 4                 | 13            | 11            | 5             |
| Australia              | <b>23</b>      | 1             | 4            | -              | 6             | 5                 | 3             | 3             | 1             |
| Others                 | <b>103</b>     | 8             | 13           | -              | 25            | 12                | 30            | 10            | 5             |
| Not Stated             | <b>123</b>     | 5             | 4            | 2              | 11            | -                 | 18            | 38            | 45            |
| <b>Total</b>           | <b>187,642</b> | <b>458</b>    | <b>1,546</b> | <b>253</b>     | <b>16,619</b> | <b>11,415</b>     | <b>34,945</b> | <b>65,030</b> | <b>57,376</b> |

2007

( 10)

:( ) 24

**Table 24 (Cont.): Palestinian Population (10 Years and Over) in Nablus Governorate With Qualification by Place of Study, Sex and Qualification, 2007**

| Place of Study and Sex | Total         | Qualification |              |                |              |                   |               |               |               |
|------------------------|---------------|---------------|--------------|----------------|--------------|-------------------|---------------|---------------|---------------|
|                        |               | Ph.D          | Master       | Higher Diploma | Bachelor     | Associate Diploma | Secondary     | Preparatory   | Elementary    |
| <b>Males</b>           |               |               |              |                |              |                   |               |               |               |
| Palestine              | <b>91,192</b> | 21            | 553          | 82             | 5,878        | 4,473             | 17,037        | 33,457        | 29,691        |
| Jordan                 | <b>2,522</b>  | 36            | 99           | 14             | 725          | 997               | 265           | 292           | 94            |
| Egypt                  | <b>567</b>    | 40            | 41           | 12             | 389          | 39                | 39            | 6             | 1             |
| Other Arab Countries   | <b>1,663</b>  | 42            | 45           | 19             | 897          | 137               | 285           | 175           | 63            |
| Belarus                | <b>408</b>    | 56            | 95           | 12             | 227          | 9                 | 9             | -             | -             |
| Other Asia Countries   | <b>331</b>    | 26            | 57           | 9              | 189          | 12                | 28            | 9             | 1             |
| Non-Arab Africa        | <b>15</b>     | 1             | 3            | -              | 8            | 1                 | -             | 2             | -             |
| Eastern Europe         | <b>246</b>    | 33            | 47           | 4              | 140          | 15                | 4             | 2             | 1             |
| Western Europe         | <b>383</b>    | 95            | 98           | 17             | 118          | 34                | 12            | 5             | 4             |
| North America          | <b>228</b>    | 50            | 68           | 2              | 76           | 11                | 10            | 6             | 5             |
| Latin America          | <b>49</b>     | 6             | 13           | -              | 14           | 2                 | 6             | 6             | 2             |
| Australia              | <b>15</b>     | 1             | 2            | -              | 2            | 4                 | 2             | 3             | 1             |
| Others                 | <b>71</b>     | 8             | 10           | -              | 22           | 6                 | 21            | 2             | 2             |
| Not Stated             | <b>59</b>     | 5             | 2            | 2              | 2            | -                 | 8             | 20            | 20            |
| <b>Total</b>           | <b>97,749</b> | <b>420</b>    | <b>1,133</b> | <b>173</b>     | <b>8,687</b> | <b>5,740</b>      | <b>17,726</b> | <b>33,985</b> | <b>29,885</b> |

2007

( 10)

:( ) 24

**Table 24 (Cont.): Palestinian Population (10 Years and Over) in Nablus Governorate With Qualification by Place of Study, Sex and Qualification, 2007**

| Place of Study and Sex | Total         | Qualification |            |                |              |                   |               |               |               |
|------------------------|---------------|---------------|------------|----------------|--------------|-------------------|---------------|---------------|---------------|
|                        |               | Ph.D          | Master     | Higher Diploma | Bachelor     | Associate Diploma | Secondary     | Preparatory   | Elementary    |
| <b>Females</b>         |               |               |            |                |              |                   |               |               |               |
| Palestine              | <b>85,341</b> | 4             | 314        | 62             | 6,938        | 4,831             | 16,036        | 30,040        | 27,116        |
| Jordan                 | <b>2,636</b>  | 4             | 22         | 7              | 503          | 698               | 571           | 634           | 197           |
| Egypt                  | <b>140</b>    | 8             | 8          | 1              | 80           | 8                 | 15            | 7             | 13            |
| Other Arab Countries   | <b>1,325</b>  | 1             | 5          | 3              | 288          | 101               | 524           | 300           | 103           |
| Belarus                | <b>62</b>     | 4             | 10         | 1              | 42           | 2                 | 3             | -             | -             |
| Other Asia Countries   | <b>73</b>     | 2             | 1          | -              | 14           | 6                 | 21            | 18            | 11            |
| Non-Arab Africa        | <b>3</b>      | -             | 1          | -              | 1            | -                 | -             | 1             | -             |
| Eastern Europe         | <b>46</b>     | 2             | 7          | 1              | 17           | 9                 | 4             | 2             | 4             |
| Western Europe         | <b>82</b>     | 2             | 23         | 3              | 23           | 7                 | 12            | 4             | 8             |
| North America          | <b>55</b>     | 10            | 11         | 1              | 7            | 4                 | 6             | 8             | 8             |
| Latin America          | <b>26</b>     | 1             | 4          | 1              | 3            | 2                 | 7             | 5             | 3             |
| Australia              | <b>8</b>      | -             | 2          | -              | 4            | 1                 | 1             | -             | -             |
| Others                 | <b>32</b>     | -             | 3          | -              | 3            | 6                 | 9             | 8             | 3             |
| Not Stated             | <b>64</b>     | -             | 2          | -              | 9            | -                 | 10            | 18            | 25            |
| <b>Total</b>           | <b>89,893</b> | <b>38</b>     | <b>413</b> | <b>80</b>      | <b>7,932</b> | <b>5,675</b>      | <b>17,219</b> | <b>31,045</b> | <b>27,491</b> |

2007

( 10)

:25

Table 25: Palestinian Population (10 Years and Over) in Nablus Governorate by Age Group, Sex, Activity Status and Type of Locality, 2007

(Total )

| Age Group and Sex | Total          | Activity Status |                         |                         |                        |               |         |
|-------------------|----------------|-----------------|-------------------------|-------------------------|------------------------|---------------|---------|
|                   |                | Not Stated      | Not Economically Active | Economically Active     |                        |               |         |
|                   |                |                 |                         | Unemployed Never Member | Unemployed Ever Worked | Employed      |         |
| <b>Both Sexes</b> |                |                 |                         |                         |                        |               |         |
| 10 - 14           | <b>40,698</b>  | 43              | 40,218                  | 109                     | 34                     | 294           | 14 - 10 |
| 15 - 19           | <b>36,453</b>  | 104             | 31,316                  | 1,140                   | 539                    | 3,354         | 19 - 15 |
| 20 - 24           | <b>27,128</b>  | 71              | 16,062                  | 1,890                   | 992                    | 8,113         | 24 - 20 |
| 25 - 29           | <b>23,085</b>  | 53              | 10,117                  | 889                     | 845                    | 11,181        | 29 - 25 |
| 30 - 34           | <b>21,299</b>  | 27              | 8,929                   | 398                     | 670                    | 11,275        | 34 - 30 |
| 35 - 39           | <b>18,915</b>  | 23              | 7,786                   | 240                     | 567                    | 10,299        | 39 - 35 |
| 40 - 44           | <b>16,882</b>  | 22              | 6,948                   | 179                     | 504                    | 9,229         | 44 - 40 |
| 45 - 49           | <b>12,716</b>  | 14              | 5,435                   | 147                     | 391                    | 6,729         | 49 - 45 |
| 50 - 54           | <b>8,449</b>   | 12              | 4,258                   | 84                      | 285                    | 3,810         | 54 - 50 |
| 55 - 59           | <b>6,550</b>   | 12              | 3,804                   | 64                      | 196                    | 2,474         | 59 - 55 |
| 60 - 64           | <b>5,719</b>   | 3               | 4,424                   | 31                      | 109                    | 1,152         | 64 - 60 |
| 65+               | <b>11,877</b>  | 3               | 10,711                  | 19                      | 46                     | 1,098         | +65     |
| <b>Total</b>      | <b>229,771</b> | <b>387</b>      | <b>150,008</b>          | <b>5,190</b>            | <b>5,178</b>           | <b>69,008</b> |         |

2007

( 10)

:( ) 25

**Table 25 (Cont.): Palestinian Population (10 Years and Over) in Nablus Governorate by Age Group, Sex, Activity Status and Type of Locality, 2007**

(Total )

| Age Group and Sex | Total          | Activity Status |                         |                         |                        |               |         |
|-------------------|----------------|-----------------|-------------------------|-------------------------|------------------------|---------------|---------|
|                   |                | Not Stated      | Not Economically Active | Economically Active     |                        |               |         |
|                   |                |                 |                         | Unemployed Never Member | Unemployed Ever Worked | Employed      |         |
| <b>Males</b>      |                |                 |                         |                         |                        |               |         |
| 10 - 14           | <b>20,857</b>  | 34              | 20,406                  | 99                      | 32                     | 286           | 14 - 10 |
| 15 - 19           | <b>18,664</b>  | 77              | 13,781                  | 1,034                   | 526                    | 3,246         | 19 - 15 |
| 20 - 24           | <b>13,885</b>  | 42              | 4,842                   | 1,118                   | 814                    | 7,069         | 24 - 20 |
| 25 - 29           | <b>11,700</b>  | 33              | 1,166                   | 515                     | 663                    | 9,323         | 29 - 25 |
| 30 - 34           | <b>10,761</b>  | 16              | 470                     | 234                     | 570                    | 9,471         | 34 - 30 |
| 35 - 39           | <b>9,677</b>   | 8               | 304                     | 142                     | 493                    | 8,730         | 39 - 35 |
| 40 - 44           | <b>8,662</b>   | 8               | 320                     | 119                     | 451                    | 7,764         | 44 - 40 |
| 45 - 49           | <b>6,647</b>   | 3               | 405                     | 116                     | 360                    | 5,763         | 49 - 45 |
| 50 - 54           | <b>4,230</b>   | 9               | 516                     | 77                      | 276                    | 3,352         | 54 - 50 |
| 55 - 59           | <b>3,343</b>   | 5               | 876                     | 59                      | 186                    | 2,217         | 59 - 55 |
| 60 - 64           | <b>2,520</b>   | 3               | 1,315                   | 26                      | 105                    | 1,071         | 64 - 60 |
| 65+               | <b>4,991</b>   | 1               | 3,888                   | 16                      | 45                     | 1,041         | +65     |
| <b>Total</b>      | <b>115,937</b> | <b>239</b>      | <b>48,289</b>           | <b>3,555</b>            | <b>4,521</b>           | <b>59,333</b> |         |

2007

( 10)

:( ) 25

**Table 25 (Cont.): Palestinian Population (10 Years and Over) in Nablus Governorate by Age Group, Sex, Activity Status and Type of Locality, 2007**

(Total )

| Age Group and Sex | Total          | Activity Status |                         |                         |                        |              |         |
|-------------------|----------------|-----------------|-------------------------|-------------------------|------------------------|--------------|---------|
|                   |                | Not Stated      | Not Economically Active | Economically Active     |                        |              |         |
|                   |                |                 |                         | Unemployed Never Member | Unemployed Ever Worked | Employed     |         |
| <b>Females</b>    |                |                 |                         |                         |                        |              |         |
| 10 - 14           | 19,841         | 9               | 19,812                  | 10                      | 2                      | 8            | 14 - 10 |
| 15 - 19           | 17,789         | 27              | 17,535                  | 106                     | 13                     | 108          | 19 - 15 |
| 20 - 24           | 13,243         | 29              | 11,220                  | 772                     | 178                    | 1,044        | 24 - 20 |
| 25 - 29           | 11,385         | 20              | 8,951                   | 374                     | 182                    | 1,858        | 29 - 25 |
| 30 - 34           | 10,538         | 11              | 8,459                   | 164                     | 100                    | 1,804        | 34 - 30 |
| 35 - 39           | 9,238          | 15              | 7,482                   | 98                      | 74                     | 1,569        | 39 - 35 |
| 40 - 44           | 8,220          | 14              | 6,628                   | 60                      | 53                     | 1,465        | 44 - 40 |
| 45 - 49           | 6,069          | 11              | 5,030                   | 31                      | 31                     | 966          | 49 - 45 |
| 50 - 54           | 4,219          | 3               | 3,742                   | 7                       | 9                      | 458          | 54 - 50 |
| 55 - 59           | 3,207          | 7               | 2,928                   | 5                       | 10                     | 257          | 59 - 55 |
| 60 - 64           | 3,199          | -               | 3,109                   | 5                       | 4                      | 81           | 64 - 60 |
| 65+               | 6,886          | 2               | 6,823                   | 3                       | 1                      | 57           | +65     |
| <b>Total</b>      | <b>113,834</b> | <b>148</b>      | <b>101,719</b>          | <b>1,635</b>            | <b>657</b>             | <b>9,675</b> |         |

2007

( 10)

:( ) 25

**Table 25 (Cont.): Palestinian Population (10 Years and Over) in Nablus Governorate by Age Group, Sex, Activity Status and Type of Locality, 2007**  
(Urban )

| Age Group and Sex | Total          | Activity Status |                         |                         |                        |               |         |
|-------------------|----------------|-----------------|-------------------------|-------------------------|------------------------|---------------|---------|
|                   |                | Not Stated      | Not Economically Active | Economically Active     |                        |               |         |
|                   |                |                 |                         | Unemployed Never Member | Unemployed Ever Worked | Employed      |         |
| <b>Both Sexes</b> |                |                 |                         |                         |                        |               |         |
| 10 - 14           | <b>21,702</b>  | 23              | 21,416                  | 36                      | 13                     | 214           | 14 - 10 |
| 15 - 19           | <b>19,346</b>  | 40              | 16,811                  | 470                     | 248                    | 1,777         | 19 - 15 |
| 20 - 24           | <b>14,744</b>  | 36              | 8,590                   | 1,051                   | 519                    | 4,548         | 24 - 20 |
| 25 - 29           | <b>12,848</b>  | 22              | 5,388                   | 487                     | 430                    | 6,521         | 29 - 25 |
| 30 - 34           | <b>11,905</b>  | 14              | 4,807                   | 220                     | 325                    | 6,539         | 34 - 30 |
| 35 - 39           | <b>10,631</b>  | 11              | 4,175                   | 130                     | 274                    | 6,041         | 39 - 35 |
| 40 - 44           | <b>9,942</b>   | 14              | 3,884                   | 92                      | 230                    | 5,722         | 44 - 40 |
| 45 - 49           | <b>7,534</b>   | 9               | 2,961                   | 75                      | 212                    | 4,277         | 49 - 45 |
| 50 - 54           | <b>4,968</b>   | 7               | 2,315                   | 42                      | 136                    | 2,468         | 54 - 50 |
| 55 - 59           | <b>3,930</b>   | 5               | 2,111                   | 28                      | 99                     | 1,687         | 59 - 55 |
| 60 - 64           | <b>3,448</b>   | 2               | 2,609                   | 11                      | 53                     | 773           | 64 - 60 |
| 65+               | <b>6,742</b>   | 2               | 5,944                   | 9                       | 22                     | 765           | +65     |
| <b>Total</b>      | <b>127,740</b> | <b>185</b>      | <b>81,011</b>           | <b>2,651</b>            | <b>2,561</b>           | <b>41,332</b> |         |



2007

( 10)

:( ) 25

**Table 25 (Cont.): Palestinian Population (10 Years and Over) in Nablus Governorate by Age Group, Sex, Activity Status and Type of Locality, 2007**  
(Urban )

| Age Group and Sex | Total         | Activity Status |                         |                         |                        |               |         |
|-------------------|---------------|-----------------|-------------------------|-------------------------|------------------------|---------------|---------|
|                   |               | Not Stated      | Not Economically Active | Economically Active     |                        |               |         |
|                   |               |                 |                         | Unemployed Never Member | Unemployed Ever Worked | Employed      |         |
| <b>Males</b>      |               |                 |                         |                         |                        |               |         |
| 10 - 14           | 11,164        | 17              | 10,888                  | 33                      | 13                     | 213           | 14 - 10 |
| 15 - 19           | 9,843         | 30              | 7,424                   | 417                     | 241                    | 1,731         | 19 - 15 |
| 20 - 24           | 7,437         | 20              | 2,615                   | 549                     | 388                    | 3,865         | 24 - 20 |
| 25 - 29           | 6,414         | 14              | 626                     | 236                     | 304                    | 5,234         | 29 - 25 |
| 30 - 34           | 5,939         | 10              | 246                     | 117                     | 258                    | 5,308         | 34 - 30 |
| 35 - 39           | 5,394         | 4               | 151                     | 71                      | 222                    | 4,946         | 39 - 35 |
| 40 - 44           | 5,098         | 5               | 158                     | 53                      | 187                    | 4,695         | 44 - 40 |
| 45 - 49           | 4,015         | 3               | 203                     | 54                      | 194                    | 3,561         | 49 - 45 |
| 50 - 54           | 2,533         | 5               | 251                     | 39                      | 132                    | 2,106         | 54 - 50 |
| 55 - 59           | 2,055         | 3               | 453                     | 25                      | 92                     | 1,482         | 59 - 55 |
| 60 - 64           | 1,559         | 2               | 778                     | 7                       | 51                     | 721           | 64 - 60 |
| 65+               | 2,943         | 1               | 2,187                   | 8                       | 21                     | 726           | +65     |
| <b>Total</b>      | <b>64,394</b> | <b>114</b>      | <b>25,980</b>           | <b>1,609</b>            | <b>2,103</b>           | <b>34,588</b> |         |

2007

( 10)

:( ) 25

**Table 25 (Cont.): Palestinian Population (10 Years and Over) in Nablus Governorate by Age Group, Sex, Activity Status and Type of Locality, 2007**  
(Urban )

| Age Group and Sex | Total         | Activity Status |                         |                         |                        |              |         |
|-------------------|---------------|-----------------|-------------------------|-------------------------|------------------------|--------------|---------|
|                   |               | Not Stated      | Not Economically Active | Economically Active     |                        |              |         |
|                   |               |                 |                         | Unemployed Never Member | Unemployed Ever Worked | Employed     |         |
| <b>Females</b>    |               |                 |                         |                         |                        |              |         |
| 10 - 14           | <b>10,538</b> | 6               | 10,528                  | 3                       | -                      | 1            | 14 - 10 |
| 15 - 19           | <b>9,503</b>  | 10              | 9,387                   | 53                      | 7                      | 46           | 19 - 15 |
| 20 - 24           | <b>7,307</b>  | 16              | 5,975                   | 502                     | 131                    | 683          | 24 - 20 |
| 25 - 29           | <b>6,434</b>  | 8               | 4,762                   | 251                     | 126                    | 1,287        | 29 - 25 |
| 30 - 34           | <b>5,966</b>  | 4               | 4,561                   | 103                     | 67                     | 1,231        | 34 - 30 |
| 35 - 39           | <b>5,237</b>  | 7               | 4,024                   | 59                      | 52                     | 1,095        | 39 - 35 |
| 40 - 44           | <b>4,844</b>  | 9               | 3,726                   | 39                      | 43                     | 1,027        | 44 - 40 |
| 45 - 49           | <b>3,519</b>  | 6               | 2,758                   | 21                      | 18                     | 716          | 49 - 45 |
| 50 - 54           | <b>2,435</b>  | 2               | 2,064                   | 3                       | 4                      | 362          | 54 - 50 |
| 55 - 59           | <b>1,875</b>  | 2               | 1,658                   | 3                       | 7                      | 205          | 59 - 55 |
| 60 - 64           | <b>1,889</b>  | -               | 1,831                   | 4                       | 2                      | 52           | 64 - 60 |
| 65+               | <b>3,799</b>  | 1               | 3,757                   | 1                       | 1                      | 39           | +65     |
| <b>Total</b>      | <b>63,346</b> | <b>71</b>       | <b>55,031</b>           | <b>1,042</b>            | <b>458</b>             | <b>6,744</b> |         |

2007

( 10)

:( ) 25

**Table 25 (Cont.): Palestinian Population (10 Years and Over) in Nablus Governorate by Age Group, Sex, Activity Status and Type of Locality, 2007**  
(Rural )

| Age Group and Sex | Total         | Activity Status |                         |                         |                        |               |         |
|-------------------|---------------|-----------------|-------------------------|-------------------------|------------------------|---------------|---------|
|                   |               | Not Stated      | Not Economically Active | Economically Active     |                        |               |         |
|                   |               |                 |                         | Unemployed Never Member | Unemployed Ever Worked | Employed      |         |
| <b>Both Sexes</b> |               |                 |                         |                         |                        |               |         |
| 10 - 14           | <b>15,053</b> | 15              | 14,916                  | 42                      | 18                     | 62            | 14 - 10 |
| 15 - 19           | <b>13,649</b> | 39              | 11,662                  | 396                     | 221                    | 1,331         | 19 - 15 |
| 20 - 24           | <b>9,843</b>  | 27              | 5,970                   | 574                     | 364                    | 2,908         | 24 - 20 |
| 25 - 29           | <b>7,941</b>  | 22              | 3,571                   | 283                     | 321                    | 3,744         | 29 - 25 |
| 30 - 34           | <b>7,316</b>  | 8               | 3,183                   | 123                     | 250                    | 3,752         | 34 - 30 |
| 35 - 39           | <b>6,392</b>  | 9               | 2,807                   | 82                      | 211                    | 3,283         | 39 - 35 |
| 40 - 44           | <b>5,323</b>  | 7               | 2,376                   | 64                      | 195                    | 2,681         | 44 - 40 |
| 45 - 49           | <b>4,061</b>  | 4               | 1,947                   | 48                      | 130                    | 1,932         | 49 - 45 |
| 50 - 54           | <b>2,792</b>  | 4               | 1,551                   | 37                      | 115                    | 1,085         | 54 - 50 |
| 55 - 59           | <b>2,104</b>  | 7               | 1,362                   | 32                      | 69                     | 634           | 59 - 55 |
| 60 - 64           | <b>1,706</b>  | -               | 1,364                   | 17                      | 45                     | 280           | 64 - 60 |
| 65+               | <b>4,155</b>  | 1               | 3,882                   | 6                       | 11                     | 255           | +65     |
| <b>Total</b>      | <b>80,335</b> | <b>143</b>      | <b>54,591</b>           | <b>1,704</b>            | <b>1,950</b>           | <b>21,947</b> |         |

2007

( 10)

:( ) 25

**Table 25 (Cont.): Palestinian Population (10 Years and Over) in Nablus Governorate by Age Group, Sex, Activity Status and Type of Locality, 2007**  
(Rural )

| Age Group and Sex | Total         | Activity Status |                         |                         |                        |               |         |
|-------------------|---------------|-----------------|-------------------------|-------------------------|------------------------|---------------|---------|
|                   |               | Not Stated      | Not Economically Active | Economically Active     |                        |               |         |
|                   |               |                 |                         | Unemployed Never Member | Unemployed Ever Worked | Employed      |         |
| <b>Males</b>      |               |                 |                         |                         |                        |               |         |
| 10 - 14           | 7,716         | 14              | 7,593                   | 37                      | 16                     | 56            | 14 - 10 |
| 15 - 19           | 7,072         | 28              | 5,184                   | 363                     | 216                    | 1,281         | 19 - 15 |
| 20 - 24           | 5,153         | 17              | 1,798                   | 372                     | 326                    | 2,640         | 24 - 20 |
| 25 - 29           | 4,136         | 13              | 348                     | 203                     | 270                    | 3,302         | 29 - 25 |
| 30 - 34           | 3,788         | 3               | 151                     | 78                      | 232                    | 3,324         | 34 - 30 |
| 35 - 39           | 3,316         | 3               | 99                      | 59                      | 196                    | 2,959         | 39 - 35 |
| 40 - 44           | 2,749         | 3               | 109                     | 52                      | 188                    | 2,397         | 44 - 40 |
| 45 - 49           | 2,068         | -               | 148                     | 44                      | 125                    | 1,751         | 49 - 45 |
| 50 - 54           | 1,385         | 3               | 209                     | 33                      | 111                    | 1,029         | 54 - 50 |
| 55 - 59           | 1,032         | 2               | 333                     | 30                      | 68                     | 599           | 59 - 55 |
| 60 - 64           | 732           | -               | 411                     | 17                      | 44                     | 260           | 64 - 60 |
| 65+               | 1,607         | -               | 1,349                   | 6                       | 11                     | 241           | +65     |
| <b>Total</b>      | <b>40,754</b> | <b>86</b>       | <b>17,732</b>           | <b>1,294</b>            | <b>1,803</b>           | <b>19,839</b> |         |

2007

( 10)

:( ) 25

**Table 25 (Cont.): Palestinian Population (10 Years and Over) in Nablus Governorate by Age Group, Sex, Activity Status and Type of Locality, 2007**  
(Rural )

| Age Group and Sex | Total         | Activity Status |                         |                         |                        |              |         |
|-------------------|---------------|-----------------|-------------------------|-------------------------|------------------------|--------------|---------|
|                   |               | Not Stated      | Not Economically Active | Economically Active     |                        |              |         |
|                   |               |                 |                         | Unemployed Never Member | Unemployed Ever Worked | Employed     |         |
| <b>Females</b>    |               |                 |                         |                         |                        |              |         |
| 10 - 14           | <b>7,337</b>  | 1               | 7,323                   | 5                       | 2                      | 6            | 14 - 10 |
| 15 - 19           | <b>6,577</b>  | 11              | 6,478                   | 33                      | 5                      | 50           | 19 - 15 |
| 20 - 24           | <b>4,690</b>  | 10              | 4,172                   | 202                     | 38                     | 268          | 24 - 20 |
| 25 - 29           | <b>3,805</b>  | 9               | 3,223                   | 80                      | 51                     | 442          | 29 - 25 |
| 30 - 34           | <b>3,528</b>  | 5               | 3,032                   | 45                      | 18                     | 428          | 34 - 30 |
| 35 - 39           | <b>3,076</b>  | 6               | 2,708                   | 23                      | 15                     | 324          | 39 - 35 |
| 40 - 44           | <b>2,574</b>  | 4               | 2,267                   | 12                      | 7                      | 284          | 44 - 40 |
| 45 - 49           | <b>1,993</b>  | 4               | 1,799                   | 4                       | 5                      | 181          | 49 - 45 |
| 50 - 54           | <b>1,407</b>  | 1               | 1,342                   | 4                       | 4                      | 56           | 54 - 50 |
| 55 - 59           | <b>1,072</b>  | 5               | 1,029                   | 2                       | 1                      | 35           | 59 - 55 |
| 60 - 64           | <b>974</b>    | -               | 953                     | -                       | 1                      | 20           | 64 - 60 |
| 65+               | <b>2,548</b>  | 1               | 2,533                   | -                       | -                      | 14           | +65     |
| <b>Total</b>      | <b>39,581</b> | <b>57</b>       | <b>36,859</b>           | <b>410</b>              | <b>147</b>             | <b>2,108</b> |         |

2007

( 10)

:( ) 25

**Table 25 (Cont.): Palestinian Population (10 Years and Over) in Nablus Governorate by Age Group, Sex, Activity Status and Type of Locality, 2007**  
(Camps )

| Age Group and Sex | Total         | Activity Status |                         |                         |                        |              |         |
|-------------------|---------------|-----------------|-------------------------|-------------------------|------------------------|--------------|---------|
|                   |               | Not Stated      | Not Economically Active | Economically Active     |                        |              |         |
|                   |               |                 |                         | Unemployed Never Member | Unemployed Ever Worked | Employed     |         |
| <b>Both Sexes</b> |               |                 |                         |                         |                        |              |         |
| 10 - 14           | <b>3,943</b>  | 5               | 3,886                   | 31                      | 3                      | 18           | 14 - 10 |
| 15 - 19           | <b>3,458</b>  | 25              | 2,843                   | 274                     | 70                     | 246          | 19 - 15 |
| 20 - 24           | <b>2,541</b>  | 8               | 1,502                   | 265                     | 109                    | 657          | 24 - 20 |
| 25 - 29           | <b>2,296</b>  | 9               | 1,158                   | 119                     | 94                     | 916          | 29 - 25 |
| 30 - 34           | <b>2,078</b>  | 5               | 939                     | 55                      | 95                     | 984          | 34 - 30 |
| 35 - 39           | <b>1,892</b>  | 3               | 804                     | 28                      | 82                     | 975          | 39 - 35 |
| 40 - 44           | <b>1,617</b>  | 1               | 688                     | 23                      | 79                     | 826          | 44 - 40 |
| 45 - 49           | <b>1,121</b>  | 1               | 527                     | 24                      | 49                     | 520          | 49 - 45 |
| 50 - 54           | <b>689</b>    | 1               | 392                     | 5                       | 34                     | 257          | 54 - 50 |
| 55 - 59           | <b>516</b>    | -               | 331                     | 4                       | 28                     | 153          | 59 - 55 |
| 60 - 64           | <b>565</b>    | 1               | 451                     | 3                       | 11                     | 99           | 64 - 60 |
| 65+               | <b>980</b>    | -               | 885                     | 4                       | 13                     | 78           | +65     |
| <b>Total</b>      | <b>21,696</b> | <b>59</b>       | <b>14,406</b>           | <b>835</b>              | <b>667</b>             | <b>5,729</b> |         |

2007

( 10)

:( ) 25

**Table 25 (Cont.): Palestinian Population (10 Years and Over) in Nablus Governorate by Age Group, Sex, Activity Status and Type of Locality, 2007**  
(Camps )

| Age Group and Sex | Total         | Activity Status |                         |                         |                        |              |         |
|-------------------|---------------|-----------------|-------------------------|-------------------------|------------------------|--------------|---------|
|                   |               | Not Stated      | Not Economically Active | Economically Active     |                        |              |         |
|                   |               |                 |                         | Unemployed Never Member | Unemployed Ever Worked | Employed     |         |
| <b>Males</b>      |               |                 |                         |                         |                        |              |         |
| 10 - 14           | 1,977         | 3               | 1,925                   | 29                      | 3                      | 17           | 14 - 10 |
| 15 - 19           | 1,749         | 19              | 1,173                   | 254                     | 69                     | 234          | 19 - 15 |
| 20 - 24           | 1,295         | 5               | 429                     | 197                     | 100                    | 564          | 24 - 20 |
| 25 - 29           | 1,150         | 6               | 192                     | 76                      | 89                     | 787          | 29 - 25 |
| 30 - 34           | 1,034         | 3               | 73                      | 39                      | 80                     | 839          | 34 - 30 |
| 35 - 39           | 967           | 1               | 54                      | 12                      | 75                     | 825          | 39 - 35 |
| 40 - 44           | 815           | -               | 53                      | 14                      | 76                     | 672          | 44 - 40 |
| 45 - 49           | 564           | -               | 54                      | 18                      | 41                     | 451          | 49 - 45 |
| 50 - 54           | 312           | 1               | 56                      | 5                       | 33                     | 217          | 54 - 50 |
| 55 - 59           | 256           | -               | 90                      | 4                       | 26                     | 136          | 59 - 55 |
| 60 - 64           | 229           | 1               | 126                     | 2                       | 10                     | 90           | 64 - 60 |
| 65+               | 441           | -               | 352                     | 2                       | 13                     | 74           | +65     |
| <b>Total</b>      | <b>10,789</b> | <b>39</b>       | <b>4,577</b>            | <b>652</b>              | <b>615</b>             | <b>4,906</b> |         |

2007

( 10)

:( ) 25

**Table 25 (Cont.): Palestinian Population (10 Years and Over) in Nablus Governorate by Age Group, Sex, Activity Status and Type of Locality, 2007**  
(Camps )

| Age Group and Sex | Total         | Activity Status |                         |                         |                        |            |         |
|-------------------|---------------|-----------------|-------------------------|-------------------------|------------------------|------------|---------|
|                   |               | Not Stated      | Not Economically Active | Economically Active     |                        |            |         |
|                   |               |                 |                         | Unemployed Never Member | Unemployed Ever Worked | Employed   |         |
| <b>Females</b>    |               |                 |                         |                         |                        |            |         |
| 10 - 14           | 1,966         | 2               | 1,961                   | 2                       | -                      | 1          | 14 - 10 |
| 15 - 19           | 1,709         | 6               | 1,670                   | 20                      | 1                      | 12         | 19 - 15 |
| 20 - 24           | 1,246         | 3               | 1,073                   | 68                      | 9                      | 93         | 24 - 20 |
| 25 - 29           | 1,146         | 3               | 966                     | 43                      | 5                      | 129        | 29 - 25 |
| 30 - 34           | 1,044         | 2               | 866                     | 16                      | 15                     | 145        | 34 - 30 |
| 35 - 39           | 925           | 2               | 750                     | 16                      | 7                      | 150        | 39 - 35 |
| 40 - 44           | 802           | 1               | 635                     | 9                       | 3                      | 154        | 44 - 40 |
| 45 - 49           | 557           | 1               | 473                     | 6                       | 8                      | 69         | 49 - 45 |
| 50 - 54           | 377           | -               | 336                     | -                       | 1                      | 40         | 54 - 50 |
| 55 - 59           | 260           | -               | 241                     | -                       | 2                      | 17         | 59 - 55 |
| 60 - 64           | 336           | -               | 325                     | 1                       | 1                      | 9          | 64 - 60 |
| 65+               | 539           | -               | 533                     | 2                       | -                      | 4          | +65     |
| <b>Total</b>      | <b>10,907</b> | <b>20</b>       | <b>9,829</b>            | <b>183</b>              | <b>52</b>              | <b>823</b> |         |



Table 26: Palestinian Population (10 Years and Over) in Nablus Governorate by Age Group, Educational Attainment, Sex, Activity Status and Type of Locality, 2007

(Total )

| Educational Attainment | Age Group     | Total         |               |            | Activity Status and Sex |           |               |                         |               |            |                         |            |            |                        |            |            |              |              |            |         |
|------------------------|---------------|---------------|---------------|------------|-------------------------|-----------|---------------|-------------------------|---------------|------------|-------------------------|------------|------------|------------------------|------------|------------|--------------|--------------|------------|---------|
|                        |               |               |               |            | Not Stated              |           |               | Not Economically Active |               |            | Economically Active     |            |            |                        |            |            |              |              |            |         |
|                        |               | Females       | Males         | Both Sexes | Females                 | Males     | Both Sexes    | Females                 | Males         | Both Sexes | Unemployed Never Worked |            |            | Unemployed Ever Worked |            |            | Employed     |              |            |         |
|                        |               |               |               |            |                         |           |               |                         |               |            | Females                 | Males      | Both Sexes | Females                | Males      | Both Sexes | Females      | Males        | Both Sexes |         |
| Illiterate             | 10 - 14       | 75            | 103           | 178        | -                       | 3         | 3             | 75                      | 94            | 169        | -                       | 5          | 5          | -                      | -          | -          | -            | 1            | 1          | 14 - 10 |
|                        | 15 - 19       | 86            | 110           | 196        | -                       | 1         | 1             | 86                      | 86            | 172        | -                       | 10         | 10         | -                      | 1          | 1          | -            | 12           | 12         | 19 - 15 |
|                        | 20 - 24       | 81            | 124           | 205        | -                       | 1         | 1             | 78                      | 80            | 158        | 2                       | 10         | 12         | -                      | 8          | 8          | 1            | 25           | 26         | 24 - 20 |
|                        | 25 - 29       | 99            | 126           | 225        | 2                       | 2         | 4             | 91                      | 64            | 155        | 1                       | 8          | 9          | -                      | 5          | 5          | 5            | 47           | 52         | 29 - 25 |
|                        | 30 - 34       | 129           | 112           | 241        | -                       | 2         | 2             | 120                     | 48            | 168        | -                       | 6          | 6          | -                      | 7          | 7          | 9            | 49           | 58         | 34 - 30 |
|                        | 35 - 39       | 149           | 124           | 273        | 1                       | -         | 1             | 132                     | 51            | 183        | -                       | 3          | 3          | -                      | 9          | 9          | 16           | 61           | 77         | 39 - 35 |
|                        | 40 - 44       | 274           | 101           | 375        | 1                       | -         | 1             | 251                     | 41            | 292        | -                       | 2          | 2          | -                      | 7          | 7          | 22           | 51           | 73         | 44 - 40 |
|                        | 45 - 49       | 423           | 101           | 524        | 4                       | -         | 4             | 390                     | 29            | 419        | 3                       | 3          | 6          | 3                      | 13         | 16         | 23           | 56           | 79         | 49 - 45 |
|                        | 50 - 54       | 584           | 121           | 705        | -                       | -         | -             | 555                     | 52            | 607        | 1                       | 2          | 3          | -                      | 9          | 9          | 28           | 58           | 86         | 54 - 50 |
|                        | 55 - 59       | 806           | 129           | 935        | 6                       | -         | 6             | 777                     | 66            | 843        | 1                       | 1          | 2          | -                      | 3          | 3          | 22           | 59           | 81         | 59 - 55 |
|                        | 60 - 64       | 1,355         | 180           | 1,535      | -                       | 1         | 1             | 1,326                   | 106           | 1,432      | 2                       | 4          | 6          | -                      | 3          | 3          | 27           | 66           | 93         | 64 - 60 |
| 65+                    | 4,917         | 1,227         | 6,144         | 1          | -                       | 1         | 4,884         | 1,071                   | 5,955         | 3          | 3                       | 6          | -          | 7                      | 7          | 29         | 146          | 175          | +65        |         |
| <b>Total</b>           | <b>8,978</b>  | <b>2,558</b>  | <b>11,536</b> | <b>15</b>  | <b>10</b>               | <b>25</b> | <b>8,765</b>  | <b>1,788</b>            | <b>10,553</b> | <b>13</b>  | <b>57</b>               | <b>70</b>  | <b>3</b>   | <b>72</b>              | <b>75</b>  | <b>182</b> | <b>631</b>   | <b>813</b>   |            |         |
| Can Read and Write     | 10 - 14       | 7,325         | 7,932         | 15,257     | 1                       | 8         | 9             | 7,317                   | 7,813         | 15,130     | -                       | 35         | 35         | 1                      | 11         | 12         | 6            | 65           | 71         | 14 - 10 |
|                        | 15 - 19       | 133           | 332           | 465        | 2                       | 4         | 6             | 122                     | 79            | 201        | 2                       | 54         | 56         | 1                      | 33         | 34         | 6            | 162          | 168        | 19 - 15 |
|                        | 20 - 24       | 236           | 482           | 718        | 1                       | 2         | 3             | 212                     | 56            | 268        | 9                       | 37         | 46         | 3                      | 44         | 47         | 11           | 343          | 354        | 24 - 20 |
|                        | 25 - 29       | 499           | 625           | 1,124      | 1                       | 4         | 5             | 458                     | 65            | 523        | 6                       | 19         | 25         | 2                      | 58         | 60         | 32           | 479          | 511        | 29 - 25 |
|                        | 30 - 34       | 697           | 654           | 1,351      | 1                       | -         | 1             | 643                     | 50            | 693        | 3                       | 22         | 25         | 1                      | 44         | 45         | 49           | 538          | 587        | 34 - 30 |
|                        | 35 - 39       | 748           | 644           | 1,392      | 1                       | 1         | 2             | 683                     | 27            | 710        | 3                       | 15         | 18         | 2                      | 40         | 42         | 59           | 561          | 620        | 39 - 35 |
|                        | 40 - 44       | 966           | 607           | 1,573      | 3                       | 1         | 4             | 888                     | 44            | 932        | 2                       | 11         | 13         | 3                      | 51         | 54         | 70           | 500          | 570        | 44 - 40 |
|                        | 45 - 49       | 1,046         | 689           | 1,735      | 1                       | -         | 1             | 969                     | 70            | 1,039      | 4                       | 21         | 25         | 3                      | 48         | 51         | 69           | 550          | 619        | 49 - 45 |
|                        | 50 - 54       | 997           | 607           | 1,604      | 1                       | 1         | 2             | 949                     | 113           | 1,062      | 1                       | 17         | 18         | 5                      | 43         | 48         | 41           | 433          | 474        | 54 - 50 |
|                        | 55 - 59       | 758           | 567           | 1,325      | -                       | 1         | 1             | 728                     | 179           | 907        | 1                       | 10         | 11         | 2                      | 38         | 40         | 27           | 339          | 366        | 59 - 55 |
|                        | 60 - 64       | 618           | 634           | 1,252      | -                       | -         | -             | 601                     | 354           | 955        | 1                       | 8          | 9          | 1                      | 35         | 36         | 15           | 237          | 252        | 64 - 60 |
| 65+                    | 848           | 1,772         | 2,620         | -          | -                       | -         | 839           | 1,405                   | 2,244         | -          | 5                       | 5          | -          | 11                     | 11         | 9          | 351          | 360          | +65        |         |
| <b>Total</b>           | <b>14,871</b> | <b>15,545</b> | <b>30,416</b> | <b>12</b>  | <b>22</b>               | <b>34</b> | <b>14,409</b> | <b>10,255</b>           | <b>24,664</b> | <b>32</b>  | <b>254</b>              | <b>286</b> | <b>24</b>  | <b>456</b>             | <b>480</b> | <b>394</b> | <b>4,558</b> | <b>4,952</b> |            |         |

Table 26 (Cont.): Palestinian Population (10 Years and Over) in Nablus Governorate by Age Group, Educational Attainment, Sex, Activity Status and Type of Locality, 2007

(Total )

| Educational Attainment | Age Group | Total         |               |               | Activity Status and Sex |           |            |                         |               |               |                         |              |              |                        |              |              |              |               |               |         |
|------------------------|-----------|---------------|---------------|---------------|-------------------------|-----------|------------|-------------------------|---------------|---------------|-------------------------|--------------|--------------|------------------------|--------------|--------------|--------------|---------------|---------------|---------|
|                        |           |               |               |               | Not Stated              |           |            | Not Economically Active |               |               | Economically Active     |              |              |                        |              |              |              |               |               |         |
|                        |           | Females       | Males         | Both Sexes    | Females                 | Males     | Both Sexes | Females                 | Males         | Both Sexes    | Unemployed Never Worked |              |              | Unemployed Ever Worked |              |              | Employed     |               |               |         |
|                        |           |               |               |               |                         |           |            |                         |               |               | Females                 | Males        | Both Sexes   | Females                | Males        | Both Sexes   | Females      | Males         | Both Sexes    |         |
| Elementary             | 10 - 14   | 11,809        | 12,182        | 23,991        | 3                       | 13        | 16         | 11,794                  | 11,889        | 23,683        | 9                       | 55           | 64           | 1                      | 19           | 20           | 2            | 206           | 208           | 14 - 10 |
|                        | 15 - 19   | 1,340         | 2,153         | 3,493         | 3                       | 20        | 23         | 1,291                   | 839           | 2,130         | 12                      | 215          | 227          | 2                      | 166          | 168          | 32           | 913           | 945           | 19 - 15 |
|                        | 20 - 24   | 1,167         | 1,929         | 3,096         | 4                       | 5         | 9          | 1,110                   | 198           | 1,308         | 6                       | 132          | 138          | 4                      | 169          | 173          | 43           | 1,425         | 1,468         | 24 - 20 |
|                        | 25 - 29   | 1,897         | 2,172         | 4,069         | 5                       | 4         | 9          | 1,782                   | 125           | 1,907         | 13                      | 74           | 87           | 7                      | 158          | 165          | 90           | 1,811         | 1,901         | 29 - 25 |
|                        | 30 - 34   | 2,315         | 2,181         | 4,496         | 5                       | 3         | 8          | 2,136                   | 81            | 2,217         | 16                      | 47           | 63           | 4                      | 145          | 149          | 154          | 1,905         | 2,059         | 34 - 30 |
|                        | 35 - 39   | 2,252         | 2,266         | 4,518         | 6                       | 1         | 7          | 2,084                   | 67            | 2,151         | 8                       | 48           | 56           | 8                      | 138          | 146          | 146          | 2,012         | 2,158         | 39 - 35 |
|                        | 40 - 44   | 1,896         | 1,692         | 3,588         | 4                       | 2         | 6          | 1,750                   | 79            | 1,829         | 7                       | 37           | 44           | 3                      | 109          | 112          | 132          | 1,465         | 1,597         | 44 - 40 |
|                        | 45 - 49   | 1,650         | 1,500         | 3,150         | 3                       | 1         | 4          | 1,564                   | 127           | 1,691         | 2                       | 26           | 28           | 4                      | 111          | 115          | 77           | 1,235         | 1,312         | 49 - 45 |
|                        | 50 - 54   | 1,216         | 1,183         | 2,399         | -                       | 3         | 3          | 1,178                   | 156           | 1,334         | -                       | 23           | 23           | -                      | 97           | 97           | 38           | 904           | 942           | 54 - 50 |
|                        | 55 - 59   | 758           | 853           | 1,611         | 1                       | 1         | 2          | 731                     | 247           | 978           | 2                       | 16           | 18           | 4                      | 65           | 69           | 20           | 524           | 544           | 59 - 55 |
|                        | 60 - 64   | 603           | 749           | 1,352         | -                       | -         | -          | 591                     | 358           | 949           | -                       | 5            | 5            | 2                      | 32           | 34           | 10           | 354           | 364           | 64 - 60 |
| 65+                    | 588       | 1,025         | 1,613         | 1             | -                       | 1         | 586        | 729                     | 1,315         | -             | 3                       | 3            | -            | 18                     | 18           | 1            | 275          | 276           | +65           |         |
| <b>Total</b>           |           | <b>27,491</b> | <b>29,885</b> | <b>57,376</b> | <b>35</b>               | <b>53</b> | <b>88</b>  | <b>26,597</b>           | <b>14,895</b> | <b>41,492</b> | <b>75</b>               | <b>681</b>   | <b>756</b>   | <b>39</b>              | <b>1,227</b> | <b>1,266</b> | <b>745</b>   | <b>13,029</b> | <b>13,774</b> |         |
| Preparatory            | 10 - 14   | 627           | 628           | 1,255         | 2                       | -         | 2          | 624                     | 608           | 1,232         | 1                       | 4            | 5            | -                      | 2            | 2            | -            | 14            | 14            | 14 - 10 |
|                        | 15 - 19   | 11,719        | 12,389        | 24,108        | 14                      | 40        | 54         | 11,598                  | 9,654         | 21,252        | 60                      | 628          | 688          | 5                      | 273          | 278          | 42           | 1,794         | 1,836         | 19 - 15 |
|                        | 20 - 24   | 3,578         | 4,083         | 7,661         | 11                      | 20        | 31         | 3,326                   | 462           | 3,788         | 73                      | 317          | 390          | 18                     | 354          | 372          | 150          | 2,930         | 3,080         | 24 - 20 |
|                        | 25 - 29   | 3,730         | 4,088         | 7,818         | 3                       | 7         | 10         | 3,486                   | 191           | 3,677         | 39                      | 115          | 154          | 19                     | 262          | 281          | 183          | 3,513         | 3,696         | 29 - 25 |
|                        | 30 - 34   | 3,679         | 4,206         | 7,885         | 1                       | 3         | 4          | 3,374                   | 103           | 3,477         | 36                      | 79           | 115          | 20                     | 255          | 275          | 248          | 3,766         | 4,014         | 34 - 30 |
|                        | 35 - 39   | 2,756         | 2,574         | 5,330         | 3                       | 2         | 5          | 2,549                   | 58            | 2,607         | 24                      | 33           | 57           | 11                     | 163          | 174          | 169          | 2,318         | 2,487         | 39 - 35 |
|                        | 40 - 44   | 2,329         | 2,527         | 4,856         | 2                       | 1         | 3          | 2,108                   | 79            | 2,187         | 13                      | 29           | 42           | 12                     | 153          | 165          | 194          | 2,265         | 2,459         | 44 - 40 |
|                        | 45 - 49   | 1,257         | 1,484         | 2,741         | -                       | -         | -          | 1,163                   | 88            | 1,251         | 1                       | 21           | 22           | 3                      | 81           | 84           | 90           | 1,294         | 1,384         | 49 - 45 |
|                        | 50 - 54   | 613           | 812           | 1,425         | -                       | 3         | 3          | 583                     | 84            | 667           | 4                       | 12           | 16           | -                      | 70           | 70           | 26           | 643           | 669           | 54 - 50 |
|                        | 55 - 59   | 340           | 550           | 890           | -                       | 1         | 1          | 322                     | 158           | 480           | -                       | 16           | 16           | 1                      | 32           | 33           | 17           | 343           | 360           | 59 - 55 |
|                        | 60 - 64   | 232           | 308           | 540           | -                       | -         | -          | 226                     | 156           | 382           | 1                       | 4            | 5            | -                      | 17           | 17           | 5            | 131           | 136           | 64 - 60 |
| 65+                    | 185       | 336           | 521           | -             | -                       | -         | 181        | 228                     | 409           | -             | 4                       | 4            | -            | 5                      | 5            | 4            | 99           | 103           | +65           |         |
| <b>Total</b>           |           | <b>31,045</b> | <b>33,985</b> | <b>65,030</b> | <b>36</b>               | <b>77</b> | <b>113</b> | <b>29,540</b>           | <b>11,869</b> | <b>41,409</b> | <b>252</b>              | <b>1,262</b> | <b>1,514</b> | <b>89</b>              | <b>1,667</b> | <b>1,756</b> | <b>1,128</b> | <b>19,110</b> | <b>20,238</b> |         |

Table 26 (Cont.): Palestinian Population (10 Years and Over) in Nablus Governorate by Age Group, Educational Attainment, Sex, Activity Status and Type of Locality, 2007

(Total )

| Educational Attainment | Age Group     | Total         |               |            | Activity Status and Sex |           |               |                         |               |            |                         |            |            |                        |            |              |              |              |            |         |         |
|------------------------|---------------|---------------|---------------|------------|-------------------------|-----------|---------------|-------------------------|---------------|------------|-------------------------|------------|------------|------------------------|------------|--------------|--------------|--------------|------------|---------|---------|
|                        |               |               |               |            | Not Stated              |           |               | Not Economically Active |               |            | Economically Active     |            |            |                        |            |              |              |              |            |         |         |
|                        |               | Females       | Males         | Both Sexes | Females                 | Males     | Both Sexes    | Females                 | Males         | Both Sexes | Unemployed Never Worked |            |            | Unemployed Ever Worked |            |              | Employed     |              |            |         |         |
|                        |               |               |               |            |                         |           |               |                         |               |            | Females                 | Males      | Both Sexes | Females                | Males      | Both Sexes   | Females      | Males        | Both Sexes |         |         |
| Secondary              | 10 - 14       | -             | -             | -          | -                       | -         | -             | -                       | -             | -          | -                       | -          | -          | -                      | -          | -            | -            | -            | -          | -       | 14 - 10 |
|                        | 15 - 19       | 4,485         | 3,641         | 8,126      | 7                       | 6         | 13            | 4,418                   | 3,109         | 7,527      | 28                      | 123        | 151        | 4                      | 53         | 57           | 28           | 350          | 378        | 19 - 15 |         |
|                        | 20 - 24       | 5,527         | 5,256         | 10,783     | 4                       | 7         | 11            | 5,362                   | 3,757         | 9,119      | 50                      | 155        | 205        | 10                     | 103        | 113          | 101          | 1,234        | 1,335      | 24 - 20 |         |
|                        | 25 - 29       | 1,879         | 1,872         | 3,751      | -                       | 5         | 5             | 1,736                   | 491           | 2,227      | 25                      | 56         | 81         | 8                      | 82         | 90           | 110          | 1,238        | 1,348      | 29 - 25 |         |
|                        | 30 - 34       | 1,457         | 1,455         | 2,912      | -                       | 1         | 1             | 1,300                   | 111           | 1,411      | 11                      | 32         | 43         | 9                      | 69         | 78           | 137          | 1,242        | 1,379      | 34 - 30 |         |
|                        | 35 - 39       | 1,528         | 1,959         | 3,487      | -                       | 1         | 1             | 1,349                   | 57            | 1,406      | 10                      | 22         | 32         | 10                     | 95         | 105          | 159          | 1,784        | 1,943      | 39 - 35 |         |
|                        | 40 - 44       | 999           | 1,374         | 2,373      | 1                       | 2         | 3             | 864                     | 40            | 904        | 8                       | 20         | 28         | 7                      | 68         | 75           | 119          | 1,244        | 1,363      | 44 - 40 |         |
|                        | 45 - 49       | 605           | 847           | 1,452      | 1                       | 1         | 2             | 514                     | 32            | 546        | 5                       | 23         | 28         | 3                      | 46         | 49           | 82           | 745          | 827        | 49 - 45 |         |
|                        | 50 - 54       | 301           | 476           | 777        | -                       | -         | -             | 260                     | 54            | 314        | -                       | 11         | 11         | -                      | 30         | 30           | 41           | 381          | 422        | 54 - 50 |         |
|                        | 55 - 59       | 167           | 436           | 603        | -                       | -         | -             | 150                     | 83            | 233        | -                       | 9          | 9          | 2                      | 27         | 29           | 15           | 317          | 332        | 59 - 55 |         |
|                        | 60 - 64       | 125           | 218           | 343        | -                       | 1         | 1             | 121                     | 121           | 242        | -                       | 2          | 2          | -                      | 8          | 8            | 4            | 86           | 90         | 64 - 60 |         |
| 65+                    | 146           | 192           | 338           | -          | -                       | -         | 142           | 142                     | 284           | -          | -                       | -          | -          | 1                      | 1          | 4            | 49           | 53           | +65        |         |         |
| <b>Total</b>           | <b>17,219</b> | <b>17,726</b> | <b>34,945</b> | <b>13</b>  | <b>24</b>               | <b>37</b> | <b>16,216</b> | <b>7,997</b>            | <b>24,213</b> | <b>137</b> | <b>453</b>              | <b>590</b> | <b>53</b>  | <b>582</b>             | <b>635</b> | <b>800</b>   | <b>8,670</b> | <b>9,470</b> |            |         |         |
| Associate Diploma      | 10 - 14       | -             | -             | -          | -                       | -         | -             | -                       | -             | -          | -                       | -          | -          | -                      | -          | -            | -            | -            | -          | 14 - 10 |         |
|                        | 15 - 19       | 19            | 26            | 45         | -                       | -         | -             | 14                      | 10            | 24         | 4                       | 4          | 8          | 1                      | -          | 1            | -            | 12           | 12         | 19 - 15 |         |
|                        | 20 - 24       | 876           | 900           | 1,776      | 2                       | 1         | 3             | 435                     | 125           | 560        | 187                     | 176        | 363        | 46                     | 67         | 113          | 206          | 531          | 737        | 24 - 20 |         |
|                        | 25 - 29       | 935           | 639           | 1,574      | 1                       | 1         | 2             | 517                     | 30            | 547        | 67                      | 39         | 106        | 28                     | 28         | 56           | 322          | 541          | 863        | 29 - 25 |         |
|                        | 30 - 34       | 776           | 565           | 1,341      | 1                       | 1         | 2             | 438                     | 18            | 456        | 25                      | 6          | 31         | 19                     | 17         | 36           | 293          | 523          | 816        | 34 - 30 |         |
|                        | 35 - 39       | 847           | 660           | 1,507      | 2                       | -         | 2             | 434                     | 10            | 444        | 26                      | 4          | 30         | 13                     | 26         | 39           | 372          | 620          | 992        | 39 - 35 |         |
|                        | 40 - 44       | 886           | 1,096         | 1,982      | 1                       | -         | 1             | 483                     | 16            | 499        | 12                      | 12         | 24         | 15                     | 43         | 58           | 375          | 1,025        | 1,400      | 44 - 40 |         |
|                        | 45 - 49       | 495           | 834           | 1,329      | -                       | -         | -             | 246                     | 31            | 277        | 6                       | 13         | 19         | 7                      | 30         | 37           | 236          | 760          | 996        | 49 - 45 |         |
|                        | 50 - 54       | 288           | 395           | 683        | -                       | -         | -             | 147                     | 32            | 179        | -                       | 2          | 2          | 4                      | 13         | 17           | 137          | 348          | 485        | 54 - 50 |         |
|                        | 55 - 59       | 255           | 312           | 567        | -                       | -         | -             | 161                     | 71            | 232        | -                       | 1          | 1          | 1                      | 15         | 16           | 93           | 225          | 318        | 59 - 55 |         |
|                        | 60 - 64       | 190           | 140           | 330        | -                       | -         | -             | 181                     | 91            | 272        | -                       | -          | -          | 1                      | 3          | 4            | 8            | 46           | 54         | 64 - 60 |         |
| 65+                    | 108           | 173           | 281           | -          | -                       | -         | 101           | 141                     | 242           | -          | -                       | -          | 1          | 1                      | 2          | 6            | 31           | 37           | +65        |         |         |
| <b>Total</b>           | <b>5,675</b>  | <b>5,740</b>  | <b>11,415</b> | <b>7</b>   | <b>3</b>                | <b>10</b> | <b>3,157</b>  | <b>575</b>              | <b>3,732</b>  | <b>327</b> | <b>257</b>              | <b>584</b> | <b>136</b> | <b>243</b>             | <b>379</b> | <b>2,048</b> | <b>4,662</b> | <b>6,710</b> |            |         |         |

**Table 26 (Cont.): Palestinian Population (10 Years and Over) in Nablus Governorate by Age Group, Educational Attainment, Sex, Activity Status and Type of Locality, 2007**

(Total )

| Educational Attainment    | Age Group | Total        |               |               | Activity Status and Sex |           |            |                         |            |              |                         |            |              |                        |            |            |              |              |               |     |         |         |
|---------------------------|-----------|--------------|---------------|---------------|-------------------------|-----------|------------|-------------------------|------------|--------------|-------------------------|------------|--------------|------------------------|------------|------------|--------------|--------------|---------------|-----|---------|---------|
|                           |           |              |               |               | Not Stated              |           |            | Not Economically Active |            |              | Economically Active     |            |              |                        |            |            |              |              |               |     |         |         |
|                           |           | Females      | Males         | Both Sexes    | Females                 | Males     | Both Sexes | Females                 | Males      | Both Sexes   | Unemployed Never Worked |            |              | Unemployed Ever Worked |            |            | Employed     |              |               |     |         |         |
|                           |           |              |               |               |                         |           |            |                         |            |              | Females                 | Males      | Both Sexes   | Females                | Males      | Both Sexes | Females      | Males        | Both Sexes    |     | Females | Males   |
| <b>Bachelor and Above</b> | 10 - 14   | -            | -             | -             | -                       | -         | -          | -                       | -          | -            | -                       | -          | -            | -                      | -          | -          | -            | -            | -             | -   | 14 - 10 |         |
|                           | 15 - 19   | -            | -             | -             | -                       | -         | -          | -                       | -          | -            | -                       | -          | -            | -                      | -          | -          | -            | -            | -             | -   | -       | 19 - 15 |
|                           | 20 - 24   | 1,767        | 1,103         | 2,870         | 1                       | 1         | 2          | 692                     | 162        | 854          | 445                     | 291        | 736          | 97                     | 69         | 166        | 532          | 580          | 1,112         | -   | 24 - 20 |         |
|                           | 25 - 29   | 2,341        | 2,161         | 4,502         | 6                       | 3         | 9          | 878                     | 196        | 1,074        | 223                     | 204        | 427          | 118                    | 70         | 188        | 1,116        | 1,688        | 2,804         | -   | 29 - 25 |         |
|                           | 30 - 34   | 1,478        | 1,582         | 3,060         | 2                       | 2         | 4          | 443                     | 59         | 502          | 73                      | 42         | 115          | 47                     | 33         | 80         | 913          | 1,446        | 2,359         | -   | 34 - 30 |         |
|                           | 35 - 39   | 954          | 1,444         | 2,398         | 1                       | -         | 1          | 248                     | 33         | 281          | 27                      | 17         | 44           | 30                     | 22         | 52         | 648          | 1,372        | 2,020         | -   | 39 - 35 |         |
|                           | 40 - 44   | 869          | 1,260         | 2,129         | 1                       | -         | 1          | 284                     | 21         | 305          | 18                      | 8          | 26           | 13                     | 19         | 32         | 553          | 1,212        | 1,765         | -   | 44 - 40 |         |
|                           | 45 - 49   | 588          | 1,188         | 1,776         | -                       | -         | -          | 182                     | 28         | 210          | 10                      | 9          | 19           | 8                      | 31         | 39         | 388          | 1,120        | 1,508         | -   | 49 - 45 |         |
|                           | 50 - 54   | 216          | 632           | 848           | 1                       | -         | 1          | 67                      | 23         | 90           | 1                       | 10         | 11           | -                      | 14         | 14         | 147          | 585          | 732           | -   | 54 - 50 |         |
|                           | 55 - 59   | 118          | 494           | 612           | -                       | -         | -          | 54                      | 72         | 126          | 1                       | 6          | 7            | -                      | 6          | 6          | 63           | 410          | 473           | -   | 59 - 55 |         |
|                           | 60 - 64   | 72           | 290           | 362           | -                       | 1         | 1          | 59                      | 129        | 188          | 1                       | 3          | 4            | -                      | 7          | 7          | 12           | 150          | 162           | -   | 64 - 60 |         |
| 65+                       | 60        | 259          | 319           | -             | -                       | -         | 56         | 166                     | 222        | -            | 1                       | 1          | -            | 2                      | 2          | 4          | 90           | 94           | -             | +65 |         |         |
| <b>Total</b>              |           | <b>8,463</b> | <b>10,413</b> | <b>18,876</b> | <b>12</b>               | <b>7</b>  | <b>19</b>  | <b>2,963</b>            | <b>889</b> | <b>3,852</b> | <b>799</b>              | <b>591</b> | <b>1,390</b> | <b>313</b>             | <b>273</b> | <b>586</b> | <b>4,376</b> | <b>8,653</b> | <b>13,029</b> |     |         |         |
| <b>Not Stated</b>         | 10 - 14   | 5            | 12            | 17            | 3                       | 10        | 13         | 2                       | 2          | 4            | -                       | -          | -            | -                      | -          | -          | -            | -            | -             | -   | 14 - 10 |         |
|                           | 15 - 19   | 7            | 13            | 20            | 1                       | 6         | 7          | 6                       | 4          | 10           | -                       | -          | -            | -                      | -          | -          | -            | 3            | 3             | -   | 19 - 15 |         |
|                           | 20 - 24   | 11           | 8             | 19            | 6                       | 5         | 11         | 5                       | 2          | 7            | -                       | -          | -            | -                      | -          | -          | -            | 1            | 1             | -   | 24 - 20 |         |
|                           | 25 - 29   | 5            | 17            | 22            | 2                       | 7         | 9          | 3                       | 4          | 7            | -                       | -          | -            | -                      | -          | -          | -            | 6            | 6             | -   | 29 - 25 |         |
|                           | 30 - 34   | 7            | 6             | 13            | 1                       | 4         | 5          | 5                       | -          | 5            | -                       | -          | -            | -                      | -          | -          | 1            | 2            | 3             | -   | 34 - 30 |         |
|                           | 35 - 39   | 4            | 6             | 10            | 1                       | 3         | 4          | 3                       | 1          | 4            | -                       | -          | -            | -                      | -          | -          | -            | 2            | 2             | -   | 39 - 35 |         |
|                           | 40 - 44   | 1            | 5             | 6             | 1                       | 2         | 3          | -                       | -          | -            | -                       | -          | -            | -                      | 1          | 1          | -            | 2            | 2             | -   | 44 - 40 |         |
|                           | 45 - 49   | 5            | 4             | 9             | 2                       | 1         | 3          | 2                       | -          | 2            | -                       | -          | -            | -                      | -          | -          | 1            | 3            | 4             | -   | 49 - 45 |         |
|                           | 50 - 54   | 4            | 4             | 8             | 1                       | 2         | 3          | 3                       | 2          | 5            | -                       | -          | -            | -                      | -          | -          | -            | -            | -             | -   | 54 - 50 |         |
|                           | 55 - 59   | 5            | 2             | 7             | -                       | 2         | 2          | 5                       | -          | 5            | -                       | -          | -            | -                      | -          | -          | -            | -            | -             | -   | 59 - 55 |         |
|                           | 60 - 64   | 4            | 1             | 5             | -                       | -         | -          | 4                       | -          | 4            | -                       | -          | -            | -                      | -          | -          | -            | -            | 1             | 1   | -       | 64 - 60 |
| 65+                       | 34        | 7            | 41            | -             | 1                       | 1         | 34         | 6                       | 40         | -            | -                       | -          | -            | -                      | -          | -          | -            | -            | -             | -   | +65     |         |
| <b>Total</b>              |           | <b>92</b>    | <b>85</b>     | <b>177</b>    | <b>18</b>               | <b>43</b> | <b>61</b>  | <b>72</b>               | <b>21</b>  | <b>93</b>    | <b>-</b>                | <b>-</b>   | <b>-</b>     | <b>-</b>               | <b>1</b>   | <b>1</b>   | <b>2</b>     | <b>20</b>    | <b>22</b>     |     |         |         |

Table 26 (Cont.): Palestinian Population (10 Years and Over) in Nablus Governorate by Age Group, Educational Attainment, Sex, Activity Status and Type of Locality, 2007

(Total . )

| Educational Attainment | Age Group | Total                   |         |            | Activity Status and Sex |       |            |                         |        |            |                        |       |            |          |       |            |         |        |            |         |
|------------------------|-----------|-------------------------|---------|------------|-------------------------|-------|------------|-------------------------|--------|------------|------------------------|-------|------------|----------|-------|------------|---------|--------|------------|---------|
|                        |           |                         |         |            | Not Stated              |       |            | Not Economically Active |        |            | Economically Active    |       |            |          |       |            |         |        |            |         |
|                        |           | Unemployed Never Worked |         |            |                         |       |            |                         |        |            | Unemployed Ever Worked |       |            | Employed |       |            |         |        |            |         |
|                        |           | Females                 | Males   | Both Sexes | Females                 | Males | Both Sexes | Females                 | Males  | Both Sexes | Females                | Males | Both Sexes | Females  | Males | Both Sexes | Females | Males  | Both Sexes |         |
| Total                  | 10 - 14   | 19,841                  | 20,857  | 40,698     | 9                       | 34    | 43         | 19,812                  | 20,406 | 40,218     | 10                     | 99    | 109        | 2        | 32    | 34         | 8       | 286    | 294        | 14 - 10 |
|                        | 15 - 19   | 17,789                  | 18,664  | 36,453     | 27                      | 77    | 104        | 17,535                  | 13,781 | 31,316     | 106                    | 1,034 | 1,140      | 13       | 526   | 539        | 108     | 3,246  | 3,354      | 19 - 15 |
|                        | 20 - 24   | 13,243                  | 13,885  | 27,128     | 29                      | 42    | 71         | 11,220                  | 4,842  | 16,062     | 772                    | 1,118 | 1,890      | 178      | 814   | 992        | 1,044   | 7,069  | 8,113      | 24 - 20 |
|                        | 25 - 29   | 11,385                  | 11,700  | 23,085     | 20                      | 33    | 53         | 8,951                   | 1,166  | 10,117     | 374                    | 515   | 889        | 182      | 663   | 845        | 1,858   | 9,323  | 11,181     | 29 - 25 |
|                        | 30 - 34   | 10,538                  | 10,761  | 21,299     | 11                      | 16    | 27         | 8,459                   | 470    | 8,929      | 164                    | 234   | 398        | 100      | 570   | 670        | 1,804   | 9,471  | 11,275     | 34 - 30 |
|                        | 35 - 39   | 9,238                   | 9,677   | 18,915     | 15                      | 8     | 23         | 7,482                   | 304    | 7,786      | 98                     | 142   | 240        | 74       | 493   | 567        | 1,569   | 8,730  | 10,299     | 39 - 35 |
|                        | 40 - 44   | 8,220                   | 8,662   | 16,882     | 14                      | 8     | 22         | 6,628                   | 320    | 6,948      | 60                     | 119   | 179        | 53       | 451   | 504        | 1,465   | 7,764  | 9,229      | 44 - 40 |
|                        | 45 - 49   | 6,069                   | 6,647   | 12,716     | 11                      | 3     | 14         | 5,030                   | 405    | 5,435      | 31                     | 116   | 147        | 31       | 360   | 391        | 966     | 5,763  | 6,729      | 49 - 45 |
|                        | 50 - 54   | 4,219                   | 4,230   | 8,449      | 3                       | 9     | 12         | 3,742                   | 516    | 4,258      | 7                      | 77    | 84         | 9        | 276   | 285        | 458     | 3,352  | 3,810      | 54 - 50 |
|                        | 55 - 59   | 3,207                   | 3,343   | 6,550      | 7                       | 5     | 12         | 2,928                   | 876    | 3,804      | 5                      | 59    | 64         | 10       | 186   | 196        | 257     | 2,217  | 2,474      | 59 - 55 |
|                        | 60 - 64   | 3,199                   | 2,520   | 5,719      | -                       | 3     | 3          | 3,109                   | 1,315  | 4,424      | 5                      | 26    | 31         | 4        | 105   | 109        | 81      | 1,071  | 1,152      | 64 - 60 |
|                        | 65+       | 6,886                   | 4,991   | 11,877     | 2                       | 1     | 3          | 6,823                   | 3,888  | 10,711     | 3                      | 16    | 19         | 1        | 45    | 46         | 57      | 1,041  | 1,098      | +65     |
|                        | Total     | 113,834                 | 115,937 | 229,771    | 148                     | 239   | 387        | 101,719                 | 48,289 | 150,008    | 1,635                  | 3,555 | 5,190      | 657      | 4,521 | 5,178      | 9,675   | 59,333 | 69,008     |         |

Table 26 (Cont.): Palestinian Population (10 Years and Over) in Nablus Governorate by Age Group, Educational Attainment, Sex, Activity Status and Type of Locality, 2007

(Urban . )

| Educational Attainment | Age Group    | Total        |               |            | Activity Status and Sex |           |              |                         |               |            |                         |            |            |                        |            |            |              |              |            |         |
|------------------------|--------------|--------------|---------------|------------|-------------------------|-----------|--------------|-------------------------|---------------|------------|-------------------------|------------|------------|------------------------|------------|------------|--------------|--------------|------------|---------|
|                        |              |              |               |            | Not Stated              |           |              | Not Economically Active |               |            | Economically Active     |            |            |                        |            |            |              |              |            |         |
|                        |              | Females      | Males         | Both Sexes | Females                 | Males     | Both Sexes   | Females                 | Males         | Both Sexes | Unemployed Never Worked |            |            | Unemployed Ever Worked |            |            | Employed     |              |            |         |
|                        |              |              |               |            |                         |           |              |                         |               |            | Females                 | Males      | Both Sexes | Females                | Males      | Both Sexes | Females      | Males        | Both Sexes |         |
| Illiterate             | 10 - 14      | 34           | 40            | 74         | -                       | 3         | 3            | 34                      | 36            | 70         | -                       | -          | -          | -                      | -          | -          | -            | 1            | 1          | 14 - 10 |
|                        | 15 - 19      | 43           | 60            | 103        | -                       | -         | -            | 43                      | 50            | 93         | -                       | 3          | 3          | -                      | -          | -          | -            | 7            | 7          | 19 - 15 |
|                        | 20 - 24      | 31           | 55            | 86         | -                       | -         | -            | 31                      | 37            | 68         | -                       | 5          | 5          | -                      | 5          | 5          | -            | 8            | 8          | 24 - 20 |
|                        | 25 - 29      | 39           | 61            | 100        | 1                       | 1         | 2            | 34                      | 35            | 69         | -                       | -          | -          | -                      | 4          | 4          | 4            | 21           | 25         | 29 - 25 |
|                        | 30 - 34      | 54           | 44            | 98         | -                       | -         | -            | 52                      | 19            | 71         | -                       | 4          | 4          | -                      | 2          | 2          | 2            | 19           | 21         | 34 - 30 |
|                        | 35 - 39      | 76           | 63            | 139        | 1                       | -         | 1            | 65                      | 28            | 93         | -                       | 2          | 2          | -                      | 2          | 2          | 10           | 31           | 41         | 39 - 35 |
|                        | 40 - 44      | 118          | 54            | 172        | -                       | -         | -            | 102                     | 26            | 128        | -                       | 1          | 1          | -                      | 2          | 2          | 16           | 25           | 41         | 44 - 40 |
|                        | 45 - 49      | 179          | 54            | 233        | 1                       | -         | 1            | 159                     | 9             | 168        | -                       | 2          | 2          | -                      | 7          | 7          | 19           | 36           | 55         | 49 - 45 |
|                        | 50 - 54      | 249          | 68            | 317        | -                       | -         | -            | 233                     | 24            | 257        | -                       | 1          | 1          | -                      | 8          | 8          | 16           | 35           | 51         | 54 - 50 |
|                        | 55 - 59      | 340          | 72            | 412        | 1                       | -         | 1            | 325                     | 31            | 356        | -                       | 1          | 1          | -                      | 2          | 2          | 14           | 38           | 52         | 59 - 55 |
|                        | 60 - 64      | 549          | 95            | 644        | -                       | 1         | 1            | 538                     | 57            | 595        | 1                       | 1          | 2          | -                      | 1          | 1          | 10           | 35           | 45         | 64 - 60 |
| 65+                    | 2,078        | 505          | 2,583         | -          | -                       | -         | 2,063        | 431                     | 2,494         | 1          | 1                       | 2          | -          | 2                      | 2          | 14         | 71           | 85           | +65        |         |
| <b>Total</b>           | <b>3,790</b> | <b>1,171</b> | <b>4,961</b>  | <b>4</b>   | <b>5</b>                | <b>9</b>  | <b>3,679</b> | <b>783</b>              | <b>4,462</b>  | <b>2</b>   | <b>21</b>               | <b>23</b>  | -          | <b>35</b>              | <b>35</b>  | <b>105</b> | <b>327</b>   | <b>432</b>   |            |         |
| Can Read and Write     | 10 - 14      | 3,827        | 4,142         | 7,969      | 1                       | 4         | 5            | 3,825                   | 4,085         | 7,910      | -                       | 11         | 11         | -                      | 1          | 1          | 1            | 41           | 42         | 14 - 10 |
|                        | 15 - 19      | 37           | 145           | 182        | 1                       | 1         | 2            | 33                      | 32            | 65         | 1                       | 23         | 24         | -                      | 8          | 8          | 2            | 81           | 83         | 19 - 15 |
|                        | 20 - 24      | 84           | 232           | 316        | -                       | 1         | 1            | 70                      | 32            | 102        | 4                       | 14         | 18         | 3                      | 17         | 20         | 7            | 168          | 175        | 24 - 20 |
|                        | 25 - 29      | 180          | 343           | 523        | -                       | 4         | 4            | 157                     | 41            | 198        | 3                       | 9          | 12         | 1                      | 21         | 22         | 19           | 268          | 287        | 29 - 25 |
|                        | 30 - 34      | 277          | 342           | 619        | -                       | -         | -            | 249                     | 25            | 274        | -                       | 8          | 8          | -                      | 26         | 26         | 28           | 283          | 311        | 34 - 30 |
|                        | 35 - 39      | 301          | 367           | 668        | -                       | 1         | 1            | 266                     | 11            | 277        | 1                       | 7          | 8          | 2                      | 22         | 24         | 32           | 326          | 358        | 39 - 35 |
|                        | 40 - 44      | 414          | 348           | 762        | 1                       | -         | 1            | 373                     | 23            | 396        | 1                       | 3          | 4          | 2                      | 21         | 23         | 37           | 301          | 338        | 44 - 40 |
|                        | 45 - 49      | 437          | 418           | 855        | -                       | -         | -            | 398                     | 37            | 435        | 3                       | 10         | 13         | 1                      | 27         | 28         | 35           | 344          | 379        | 49 - 45 |
|                        | 50 - 54      | 456          | 357           | 813        | 1                       | 1         | 2            | 429                     | 55            | 484        | -                       | 6          | 6          | 3                      | 23         | 26         | 23           | 272          | 295        | 54 - 50 |
|                        | 55 - 59      | 386          | 343           | 729        | -                       | 1         | 1            | 369                     | 104           | 473        | 1                       | 3          | 4          | -                      | 20         | 20         | 16           | 215          | 231        | 59 - 55 |
|                        | 60 - 64      | 359          | 377           | 736        | -                       | -         | -            | 348                     | 212           | 560        | 1                       | 1          | 2          | -                      | 15         | 15         | 10           | 149          | 159        | 64 - 60 |
| 65+                    | 687          | 1,025        | 1,712         | -          | -                       | -         | 680          | 795                     | 1,475         | -          | 4                       | 4          | -          | 7                      | 7          | 7          | 219          | 226          | +65        |         |
| <b>Total</b>           | <b>7,445</b> | <b>8,439</b> | <b>15,884</b> | <b>4</b>   | <b>13</b>               | <b>17</b> | <b>7,197</b> | <b>5,452</b>            | <b>12,649</b> | <b>15</b>  | <b>99</b>               | <b>114</b> | <b>12</b>  | <b>208</b>             | <b>220</b> | <b>217</b> | <b>2,667</b> | <b>2,884</b> |            |         |

Table 26 (Cont.): Palestinian Population (10 Years and Over) in Nablus Governorate by Age Group, Educational Attainment, Sex, Activity Status and Type of Locality, 2007

(Urban . )

| Educational Attainment | Age Group | Total         |               |               | Activity Status and Sex |           |            |                         |              |               |                         |            |            |                        |            |            |            |               |               |         |
|------------------------|-----------|---------------|---------------|---------------|-------------------------|-----------|------------|-------------------------|--------------|---------------|-------------------------|------------|------------|------------------------|------------|------------|------------|---------------|---------------|---------|
|                        |           |               |               |               | Not Stated              |           |            | Not Economically Active |              |               | Economically Active     |            |            |                        |            |            |            |               |               |         |
|                        |           | Females       | Males         | Both Sexes    | Females                 | Males     | Both Sexes | Females                 | Males        | Both Sexes    | Unemployed Never Worked |            |            | Unemployed Ever Worked |            |            | Employed   |               |               |         |
|                        |           |               |               |               |                         |           |            |                         |              |               | Females                 | Males      | Both Sexes | Females                | Males      | Both Sexes | Females    | Males         | Both Sexes    |         |
| Elementary             | 10 - 14   | 6,291         | 6,594         | 12,885        | -                       | 5         | 5          | 6,288                   | 6,399        | 12,687        | 3                       | 20         | 23         | -                      | 11         | 11         | -          | 159           | 159           | 14 - 10 |
|                        | 15 - 19   | 575           | 1,018         | 1,593         | -                       | 6         | 6          | 558                     | 365          | 923           | 3                       | 86         | 89         | 1                      | 76         | 77         | 13         | 485           | 498           | 19 - 15 |
|                        | 20 - 24   | 475           | 966           | 1,441         | 1                       | 1         | 2          | 451                     | 89           | 540           | 3                       | 49         | 52         | 2                      | 77         | 79         | 18         | 750           | 768           | 24 - 20 |
|                        | 25 - 29   | 846           | 1,124         | 1,970         | -                       | 1         | 1          | 786                     | 69           | 855           | 9                       | 21         | 30         | 2                      | 71         | 73         | 49         | 962           | 1,011         | 29 - 25 |
|                        | 30 - 34   | 1,068         | 1,196         | 2,264         | 3                       | 2         | 5          | 971                     | 46           | 1,017         | 9                       | 20         | 29         | 3                      | 57         | 60         | 82         | 1,071         | 1,153         | 34 - 30 |
|                        | 35 - 39   | 1,032         | 1,197         | 2,229         | 2                       | 1         | 3          | 943                     | 29           | 972           | 4                       | 19         | 23         | 4                      | 64         | 68         | 79         | 1,084         | 1,163         | 39 - 35 |
|                        | 40 - 44   | 954           | 951           | 1,905         | 3                       | 1         | 4          | 875                     | 35           | 910           | 2                       | 19         | 21         | 1                      | 41         | 42         | 73         | 855           | 928           | 44 - 40 |
|                        | 45 - 49   | 819           | 834           | 1,653         | 2                       | 1         | 3          | 777                     | 58           | 835           | 1                       | 10         | 11         | 3                      | 48         | 51         | 36         | 717           | 753           | 49 - 45 |
|                        | 50 - 54   | 643           | 629           | 1,272         | -                       | 2         | 2          | 626                     | 71           | 697           | -                       | 10         | 10         | -                      | 39         | 39         | 17         | 507           | 524           | 54 - 50 |
|                        | 55 - 59   | 414           | 492           | 906           | 1                       | 1         | 2          | 396                     | 114          | 510           | 1                       | 7          | 8          | 3                      | 28         | 31         | 13         | 342           | 355           | 59 - 55 |
|                        | 60 - 64   | 438           | 444           | 882           | -                       | -         | -          | 433                     | 193          | 626           | -                       | 2          | 2          | 1                      | 14         | 15         | 4          | 235           | 239           | 64 - 60 |
| 65+                    | 535       | 698           | 1,233         | 1             | -                       | 1         | 533        | 480                     | 1,013        | -             | 2                       | 2          | -          | 8                      | 8          | 1          | 208        | 209           | +65           |         |
| <b>Total</b>           |           | <b>14,090</b> | <b>16,143</b> | <b>30,233</b> | <b>13</b>               | <b>21</b> | <b>34</b>  | <b>13,637</b>           | <b>7,948</b> | <b>21,585</b> | <b>35</b>               | <b>265</b> | <b>300</b> | <b>20</b>              | <b>534</b> | <b>554</b> | <b>385</b> | <b>7,375</b>  | <b>7,760</b>  |         |
| Preparatory            | 10 - 14   | 381           | 382           | 763           | 2                       | -         | 2          | 379                     | 367          | 746           | -                       | 2          | 2          | -                      | 1          | 1          | -          | 12            | 12            | 14 - 10 |
|                        | 15 - 19   | 6,231         | 6,553         | 12,784        | 7                       | 18        | 25         | 6,180                   | 5,215        | 11,395        | 28                      | 245        | 273        | 2                      | 127        | 129        | 14         | 948           | 962           | 19 - 15 |
|                        | 20 - 24   | 1,864         | 2,108         | 3,972         | 6                       | 9         | 15         | 1,712                   | 230          | 1,942         | 48                      | 145        | 193        | 12                     | 162        | 174        | 86         | 1,562         | 1,648         | 24 - 20 |
|                        | 25 - 29   | 2,050         | 2,224         | 4,274         | 2                       | 1         | 3          | 1,891                   | 101          | 1,992         | 24                      | 55         | 79         | 11                     | 113        | 124        | 122        | 1,954         | 2,076         | 29 - 25 |
|                        | 30 - 34   | 2,068         | 2,181         | 4,249         | -                       | 2         | 2          | 1,884                   | 50           | 1,934         | 22                      | 37         | 59         | 14                     | 112        | 126        | 148        | 1,980         | 2,128         | 34 - 30 |
|                        | 35 - 39   | 1,518         | 1,355         | 2,873         | -                       | -         | -          | 1,400                   | 31           | 1,431         | 13                      | 14         | 27         | 6                      | 68         | 74         | 99         | 1,242         | 1,341         | 39 - 35 |
|                        | 40 - 44   | 1,368         | 1,431         | 2,799         | 1                       | 1         | 2          | 1,234                   | 33           | 1,267         | 8                       | 9          | 17         | 10                     | 60         | 70         | 115        | 1,328         | 1,443         | 44 - 40 |
|                        | 45 - 49   | 785           | 838           | 1,623         | -                       | -         | -          | 728                     | 44           | 772           | 1                       | 7          | 8          | 2                      | 43         | 45         | 54         | 744           | 798           | 49 - 45 |
|                        | 50 - 54   | 399           | 470           | 869           | -                       | 1         | 1          | 379                     | 42           | 421           | 2                       | 7          | 9          | -                      | 32         | 32         | 18         | 388           | 406           | 54 - 50 |
|                        | 55 - 59   | 254           | 302           | 556           | -                       | -         | -          | 240                     | 71           | 311           | -                       | 7          | 7          | 1                      | 13         | 14         | 13         | 211           | 224           | 59 - 55 |
|                        | 60 - 64   | 187           | 173           | 360           | -                       | -         | -          | 182                     | 84           | 266           | 1                       | 1          | 2          | -                      | 9          | 9          | 4          | 79            | 83            | 64 - 60 |
| 65+                    | 173       | 221           | 394           | -             | -                       | -         | 170        | 140                     | 310          | -             | 1                       | 1          | -          | 1                      | 1          | 3          | 79         | 82            | +65           |         |
| <b>Total</b>           |           | <b>17,278</b> | <b>18,238</b> | <b>35,516</b> | <b>18</b>               | <b>32</b> | <b>50</b>  | <b>16,379</b>           | <b>6,408</b> | <b>22,787</b> | <b>147</b>              | <b>530</b> | <b>677</b> | <b>58</b>              | <b>741</b> | <b>799</b> | <b>676</b> | <b>10,527</b> | <b>11,203</b> |         |

Table 26 (Cont.): Palestinian Population (10 Years and Over) in Nablus Governorate by Age Group, Educational Attainment, Sex, Activity Status and Type of Locality, 2007

(Urban . )

| Educational Attainment | Age Group | Total                   |              |               | Activity Status and Sex |           |            |                         |              |               |                        |            |            |            |            |            |              |              |              |         |
|------------------------|-----------|-------------------------|--------------|---------------|-------------------------|-----------|------------|-------------------------|--------------|---------------|------------------------|------------|------------|------------|------------|------------|--------------|--------------|--------------|---------|
|                        |           |                         |              |               | Not Stated              |           |            | Not Economically Active |              |               | Economically Active    |            |            |            |            |            |              |              |              |         |
|                        |           | Unemployed Never Worked |              |               |                         |           |            |                         |              |               | Unemployed Ever Worked |            |            | Employed   |            |            |              |              |              |         |
|                        |           | Females                 | Males        | Both Sexes    | Females                 | Males     | Both Sexes | Females                 | Males        | Both Sexes    | Females                | Males      | Both Sexes | Females    | Males      | Both Sexes | Females      | Males        | Both Sexes   |         |
| Secondary              | 10 - 14   | -                       | -            | -             | -                       | -         | -          | -                       | -            | -             | -                      | -          | -          | -          | -          | -          | -            | -            | -            | 14 - 10 |
|                        | 15 - 19   | 2,601                   | 2,043        | 4,644         | 2                       | 2         | 4          | 2,561                   | 1,753        | 4,314         | 18                     | 56         | 74         | 3          | 30         | 33         | 17           | 202          | 219          | 19 - 15 |
|                        | 20 - 24   | 3,077                   | 2,847        | 5,924         | 4                       | 5         | 9          | 2,968                   | 2,046        | 5,014         | 34                     | 69         | 103        | 4          | 48         | 52         | 67           | 679          | 746          | 24 - 20 |
|                        | 25 - 29   | 1,055                   | 975          | 2,030         | -                       | 3         | 3          | 956                     | 237          | 1,193         | 17                     | 26         | 43         | 6          | 43         | 49         | 76           | 666          | 742          | 29 - 25 |
|                        | 30 - 34   | 876                     | 806          | 1,682         | -                       | 1         | 1          | 775                     | 58           | 833           | 7                      | 18         | 25         | 4          | 32         | 36         | 90           | 697          | 787          | 34 - 30 |
|                        | 35 - 39   | 989                     | 1,083        | 2,072         | -                       | -         | -          | 865                     | 27           | 892           | 5                      | 14         | 19         | 6          | 39         | 45         | 113          | 1,003        | 1,116        | 39 - 35 |
|                        | 40 - 44   | 676                     | 798          | 1,474         | 1                       | 2         | 3          | 572                     | 20           | 592           | 7                      | 9          | 16         | 6          | 30         | 36         | 90           | 737          | 827          | 44 - 40 |
|                        | 45 - 49   | 435                     | 528          | 963           | 1                       | 1         | 2          | 362                     | 18           | 380           | 4                      | 14         | 18         | 1          | 30         | 31         | 67           | 465          | 532          | 49 - 45 |
|                        | 50 - 54   | 245                     | 294          | 539           | -                       | -         | -          | 210                     | 28           | 238           | -                      | 5          | 5          | -          | 14         | 14         | 35           | 247          | 282          | 54 - 50 |
|                        | 55 - 59   | 145                     | 289          | 434           | -                       | -         | -          | 129                     | 48           | 177           | -                      | 3          | 3          | 2          | 15         | 17         | 14           | 223          | 237          | 59 - 55 |
|                        | 60 - 64   | 114                     | 150          | 264           | -                       | -         | -          | 110                     | 77           | 187           | -                      | -          | -          | -          | 4          | 4          | 4            | 69           | 73           | 64 - 60 |
|                        | 65+       | 140                     | 157          | 297           | -                       | -         | -          | 136                     | 114          | 250           | -                      | -          | -          | -          | -          | -          | 4            | 43           | 47           | +65     |
| <b>Total</b>           |           | <b>10,353</b>           | <b>9,970</b> | <b>20,323</b> | <b>8</b>                | <b>14</b> | <b>22</b>  | <b>9,644</b>            | <b>4,426</b> | <b>14,070</b> | <b>92</b>              | <b>214</b> | <b>306</b> | <b>32</b>  | <b>285</b> | <b>317</b> | <b>577</b>   | <b>5,031</b> | <b>5,608</b> |         |
| Associate Diploma      | 10 - 14   | -                       | -            | -             | -                       | -         | -          | -                       | -            | -             | -                      | -          | -          | -          | -          | -          | -            | -            | -            | 14 - 10 |
|                        | 15 - 19   | 12                      | 19           | 31            | -                       | -         | -          | 8                       | 8            | 16            | 3                      | 4          | 7          | 1          | -          | 1          | -            | 7            | 7            | 19 - 15 |
|                        | 20 - 24   | 583                     | 595          | 1,178         | 1                       | 1         | 2          | 289                     | 72           | 361           | 117                    | 117        | 234        | 39         | 38         | 77         | 137          | 367          | 504          | 24 - 20 |
|                        | 25 - 29   | 657                     | 409          | 1,066         | -                       | 1         | 1          | 347                     | 20           | 367           | 56                     | 20         | 76         | 21         | 17         | 38         | 233          | 351          | 584          | 29 - 25 |
|                        | 30 - 34   | 555                     | 345          | 900           | -                       | 1         | 1          | 308                     | 7            | 315           | 19                     | 4          | 23         | 16         | 9          | 25         | 212          | 324          | 536          | 34 - 30 |
|                        | 35 - 39   | 595                     | 381          | 976           | 2                       | -         | 2          | 301                     | 6            | 307           | 18                     | 3          | 21         | 9          | 14         | 23         | 265          | 358          | 623          | 39 - 35 |
|                        | 40 - 44   | 626                     | 655          | 1,281         | 1                       | -         | 1          | 342                     | 8            | 350           | 9                      | 7          | 16         | 13         | 19         | 32         | 261          | 621          | 882          | 44 - 40 |
|                        | 45 - 49   | 349                     | 473          | 822           | -                       | -         | -          | 170                     | 19           | 189           | 6                      | 7          | 13         | 4          | 16         | 20         | 169          | 431          | 600          | 49 - 45 |
|                        | 50 - 54   | 244                     | 223          | 467           | -                       | -         | -          | 127                     | 15           | 142           | -                      | 1          | 1          | 1          | 2          | 3          | 116          | 205          | 321          | 54 - 50 |
|                        | 55 - 59   | 224                     | 185          | 409           | -                       | -         | -          | 143                     | 40           | 183           | -                      | 1          | 1          | 1          | 9          | 10         | 80           | 135          | 215          | 59 - 55 |
|                        | 60 - 64   | 181                     | 85           | 266           | -                       | -         | -          | 172                     | 54           | 226           | -                      | -          | -          | 1          | 3          | 4          | 8            | 28           | 36           | 64 - 60 |
|                        | 65+       | 106                     | 117          | 223           | -                       | -         | -          | 99                      | 91           | 190           | -                      | -          | -          | 1          | 1          | 2          | 6            | 25           | 31           | +65     |
| <b>Total</b>           |           | <b>4,132</b>            | <b>3,487</b> | <b>7,619</b>  | <b>4</b>                | <b>3</b>  | <b>7</b>   | <b>2,306</b>            | <b>340</b>   | <b>2,646</b>  | <b>228</b>             | <b>164</b> | <b>392</b> | <b>107</b> | <b>128</b> | <b>235</b> | <b>1,487</b> | <b>2,852</b> | <b>4,339</b> |         |



Table 26 (Cont.): Palestinian Population (10 Years and Over) in Nablus Governorate by Age Group, Educational Attainment, Sex, Activity Status and Type of Locality, 2007

(Urban . )

| Educational Attainment | Age Group    | Total                   |              |               | Activity Status and Sex |           |            |                         |            |              |                        |            |            |            |            |            |              |              |              |         |
|------------------------|--------------|-------------------------|--------------|---------------|-------------------------|-----------|------------|-------------------------|------------|--------------|------------------------|------------|------------|------------|------------|------------|--------------|--------------|--------------|---------|
|                        |              |                         |              |               | Not Stated              |           |            | Not Economically Active |            |              | Economically Active    |            |            |            |            |            |              |              |              |         |
|                        |              | Unemployed Never Worked |              |               |                         |           |            |                         |            |              | Unemployed Ever Worked |            |            | Employed   |            |            |              |              |              |         |
|                        |              | Females                 | Males        | Both Sexes    | Females                 | Males     | Both Sexes | Females                 | Males      | Both Sexes   | Females                | Males      | Both Sexes | Females    | Males      | Both Sexes | Females      | Males        | Both Sexes   |         |
| Bachelor and Above     | 10 - 14      | -                       | -            | -             | -                       | -         | -          | -                       | -          | -            | -                      | -          | -          | -          | -          | -          | -            | -            | -            | 14 - 10 |
|                        | 15 - 19      | -                       | -            | -             | -                       | -         | -          | -                       | -          | -            | -                      | -          | -          | -          | -          | -          | -            | -            | -            | 19 - 15 |
|                        | 20 - 24      | 1,186                   | 631          | 1,817         | -                       | 1         | 1          | 451                     | 108        | 559          | 296                    | 150        | 446        | 71         | 41         | 112        | 368          | 331          | 699          | 24 - 20 |
|                        | 25 - 29      | 1,604                   | 1,273        | 2,877         | 4                       | 2         | 6          | 589                     | 121        | 710          | 142                    | 105        | 247        | 85         | 35         | 120        | 784          | 1,010        | 1,794        | 29 - 25 |
|                        | 30 - 34      | 1,066                   | 1,021        | 2,087         | 1                       | 2         | 3          | 321                     | 41         | 362          | 46                     | 26         | 72         | 30         | 20         | 50         | 668          | 932          | 1,600        | 34 - 30 |
|                        | 35 - 39      | 724                     | 944          | 1,668         | 1                       | -         | 1          | 183                     | 18         | 201          | 18                     | 12         | 30         | 25         | 13         | 38         | 497          | 901          | 1,398        | 39 - 35 |
|                        | 40 - 44      | 687                     | 858          | 1,545         | 1                       | -         | 1          | 228                     | 13         | 241          | 12                     | 5          | 17         | 11         | 14         | 25         | 435          | 826          | 1,261        | 44 - 40 |
|                        | 45 - 49      | 510                     | 868          | 1,378         | -                       | -         | -          | 162                     | 18         | 180          | 6                      | 4          | 10         | 7          | 23         | 30         | 335          | 823          | 1,158        | 49 - 45 |
|                        | 50 - 54      | 197                     | 490          | 687           | 1                       | -         | 1          | 58                      | 15         | 73           | 1                      | 9          | 10         | -          | 14         | 14         | 137          | 452          | 589          | 54 - 50 |
|                        | 55 - 59      | 109                     | 371          | 480           | -                       | -         | -          | 53                      | 45         | 98           | 1                      | 3          | 4          | -          | 5          | 5          | 55           | 318          | 373          | 59 - 55 |
|                        | 60 - 64      | 61                      | 234          | 295           | -                       | 1         | 1          | 48                      | 101        | 149          | 1                      | 2          | 3          | -          | 5          | 5          | 12           | 125          | 137          | 64 - 60 |
| 65+                    | 58           | 217                     | 275          | -             | -                       | -         | 54         | 134                     | 188        | -            | -                      | -          | -          | 2          | 2          | 4          | 81           | 85           | +65          |         |
|                        | <b>Total</b> | <b>6,202</b>            | <b>6,907</b> | <b>13,109</b> | <b>8</b>                | <b>6</b>  | <b>14</b>  | <b>2,147</b>            | <b>614</b> | <b>2,761</b> | <b>523</b>             | <b>316</b> | <b>839</b> | <b>229</b> | <b>172</b> | <b>401</b> | <b>3,295</b> | <b>5,799</b> | <b>9,094</b> |         |
| Not Stated             | 10 - 14      | 5                       | 6            | 11            | 3                       | 5         | 8          | 2                       | 1          | 3            | -                      | -          | -          | -          | -          | -          | -            | -            | -            | 14 - 10 |
|                        | 15 - 19      | 4                       | 5            | 9             | -                       | 3         | 3          | 4                       | 1          | 5            | -                      | -          | -          | -          | -          | -          | -            | 1            | 1            | 19 - 15 |
|                        | 20 - 24      | 7                       | 3            | 10            | 4                       | 2         | 6          | 3                       | 1          | 4            | -                      | -          | -          | -          | -          | -          | -            | -            | -            | 24 - 20 |
|                        | 25 - 29      | 3                       | 5            | 8             | 1                       | 1         | 2          | 2                       | 2          | 4            | -                      | -          | -          | -          | -          | -          | -            | 2            | 2            | 29 - 25 |
|                        | 30 - 34      | 2                       | 4            | 6             | -                       | 2         | 2          | 1                       | -          | 1            | -                      | -          | -          | -          | -          | -          | 1            | 2            | 3            | 34 - 30 |
|                        | 35 - 39      | 2                       | 4            | 6             | 1                       | 2         | 3          | 1                       | 1          | 2            | -                      | -          | -          | -          | -          | -          | -            | 1            | 1            | 39 - 35 |
|                        | 40 - 44      | 1                       | 3            | 4             | 1                       | 1         | 2          | -                       | -          | -            | -                      | -          | -          | -          | -          | -          | -            | 2            | 2            | 44 - 40 |
|                        | 45 - 49      | 5                       | 2            | 7             | 2                       | 1         | 3          | 2                       | -          | 2            | -                      | -          | -          | -          | -          | -          | 1            | 1            | 2            | 49 - 45 |
|                        | 50 - 54      | 2                       | 2            | 4             | -                       | 1         | 1          | 2                       | 1          | 3            | -                      | -          | -          | -          | -          | -          | -            | -            | -            | 54 - 50 |
|                        | 55 - 59      | 3                       | 1            | 4             | -                       | 1         | 1          | 3                       | -          | 3            | -                      | -          | -          | -          | -          | -          | -            | -            | -            | 59 - 55 |
|                        | 60 - 64      | -                       | 1            | 1             | -                       | -         | -          | -                       | -          | -            | -                      | -          | -          | -          | -          | -          | -            | -            | 1            | 1       |
| 65+                    | 22           | 3                       | 25           | -             | 1                       | 1         | 22         | 2                       | 24         | -            | -                      | -          | -          | -          | -          | -          | -            | -            | -            | +65     |
|                        | <b>Total</b> | <b>56</b>               | <b>39</b>    | <b>95</b>     | <b>12</b>               | <b>20</b> | <b>32</b>  | <b>42</b>               | <b>9</b>   | <b>51</b>    | <b>-</b>               | <b>-</b>   | <b>-</b>   | <b>-</b>   | <b>-</b>   | <b>-</b>   | <b>2</b>     | <b>10</b>    | <b>12</b>    |         |

Table 26 (Cont.): Palestinian Population (10 Years and Over) in Nablus Governorate by Age Group, Educational Attainment, Sex, Activity Status and Type of Locality, 2007

(Urban . )

| Educational Attainment | Age Group | Total                   |        |            | Activity Status and Sex |       |            |                         |        |            |                        |       |            |          |       |            |         |        |            |         |
|------------------------|-----------|-------------------------|--------|------------|-------------------------|-------|------------|-------------------------|--------|------------|------------------------|-------|------------|----------|-------|------------|---------|--------|------------|---------|
|                        |           |                         |        |            | Not Stated              |       |            | Not Economically Active |        |            | Economically Active    |       |            |          |       |            |         |        |            |         |
|                        |           | Unemployed Never Worked |        |            |                         |       |            |                         |        |            | Unemployed Ever Worked |       |            | Employed |       |            |         |        |            |         |
|                        |           | Females                 | Males  | Both Sexes | Females                 | Males | Both Sexes | Females                 | Males  | Both Sexes | Females                | Males | Both Sexes | Females  | Males | Both Sexes | Females | Males  | Both Sexes |         |
| Total                  | 10 - 14   | 10,538                  | 11,164 | 21,702     | 6                       | 17    | 23         | 10,528                  | 10,888 | 21,416     | 3                      | 33    | 36         | -        | 13    | 13         | 1       | 213    | 214        | 14 - 10 |
|                        | 15 - 19   | 9,503                   | 9,843  | 19,346     | 10                      | 30    | 40         | 9,387                   | 7,424  | 16,811     | 53                     | 417   | 470        | 7        | 241   | 248        | 46      | 1,731  | 1,777      | 19 - 15 |
|                        | 20 - 24   | 7,307                   | 7,437  | 14,744     | 16                      | 20    | 36         | 5,975                   | 2,615  | 8,590      | 502                    | 549   | 1,051      | 131      | 388   | 519        | 683     | 3,865  | 4,548      | 24 - 20 |
|                        | 25 - 29   | 6,434                   | 6,414  | 12,848     | 8                       | 14    | 22         | 4,762                   | 626    | 5,388      | 251                    | 236   | 487        | 126      | 304   | 430        | 1,287   | 5,234  | 6,521      | 29 - 25 |
|                        | 30 - 34   | 5,966                   | 5,939  | 11,905     | 4                       | 10    | 14         | 4,561                   | 246    | 4,807      | 103                    | 117   | 220        | 67       | 258   | 325        | 1,231   | 5,308  | 6,539      | 34 - 30 |
|                        | 35 - 39   | 5,237                   | 5,394  | 10,631     | 7                       | 4     | 11         | 4,024                   | 151    | 4,175      | 59                     | 71    | 130        | 52       | 222   | 274        | 1,095   | 4,946  | 6,041      | 39 - 35 |
|                        | 40 - 44   | 4,844                   | 5,098  | 9,942      | 9                       | 5     | 14         | 3,726                   | 158    | 3,884      | 39                     | 53    | 92         | 43       | 187   | 230        | 1,027   | 4,695  | 5,722      | 44 - 40 |
|                        | 45 - 49   | 3,519                   | 4,015  | 7,534      | 6                       | 3     | 9          | 2,758                   | 203    | 2,961      | 21                     | 54    | 75         | 18       | 194   | 212        | 716     | 3,561  | 4,277      | 49 - 45 |
|                        | 50 - 54   | 2,435                   | 2,533  | 4,968      | 2                       | 5     | 7          | 2,064                   | 251    | 2,315      | 3                      | 39    | 42         | 4        | 132   | 136        | 362     | 2,106  | 2,468      | 54 - 50 |
|                        | 55 - 59   | 1,875                   | 2,055  | 3,930      | 2                       | 3     | 5          | 1,658                   | 453    | 2,111      | 3                      | 25    | 28         | 7        | 92    | 99         | 205     | 1,482  | 1,687      | 59 - 55 |
|                        | 60 - 64   | 1,889                   | 1,559  | 3,448      | -                       | 2     | 2          | 1,831                   | 778    | 2,609      | 4                      | 7     | 11         | 2        | 51    | 53         | 52      | 721    | 773        | 64 - 60 |
|                        | 65+       | 3,799                   | 2,943  | 6,742      | 1                       | 1     | 2          | 3,757                   | 2,187  | 5,944      | 1                      | 8     | 9          | 1        | 21    | 22         | 39      | 726    | 765        | +65     |
|                        | Total     | 63,346                  | 64,394 | 127,740    | 71                      | 114   | 185        | 55,031                  | 25,980 | 81,011     | 1,042                  | 1,609 | 2,651      | 458      | 2,103 | 2,561      | 6,744   | 34,588 | 41,332     |         |

Table 26 (Cont.): Palestinian Population (10 Years and Over) in Nablus Governorate by Age Group, Educational Attainment, Sex, Activity Status and Type of Locality, 2007

(Rural - )

| Educational Attainment | Age Group    | Total                   |               |            | Activity Status and Sex |           |              |                         |              |            |                        |            |            |            |            |            |              |              |            |         |
|------------------------|--------------|-------------------------|---------------|------------|-------------------------|-----------|--------------|-------------------------|--------------|------------|------------------------|------------|------------|------------|------------|------------|--------------|--------------|------------|---------|
|                        |              |                         |               |            | Not Stated              |           |              | Not Economically Active |              |            | Economically Active    |            |            |            |            |            |              |              |            |         |
|                        |              | Unemployed Never Worked |               |            |                         |           |              |                         |              |            | Unemployed Ever Worked |            |            | Employed   |            |            |              |              |            |         |
|                        |              | Females                 | Males         | Both Sexes | Females                 | Males     | Both Sexes   | Females                 | Males        | Both Sexes | Females                | Males      | Both Sexes | Females    | Males      | Both Sexes | Females      | Males        | Both Sexes |         |
| Illiterate             | 10 - 14      | 36                      | 48            | 84         | -                       | -         | -            | 36                      | 46           | 82         | -                      | 2          | 2          | -          | -          | -          | -            | -            | -          | 14 - 10 |
|                        | 15 - 19      | 38                      | 44            | 82         | -                       | 1         | 1            | 38                      | 31           | 69         | -                      | 6          | 6          | -          | 1          | 1          | -            | 5            | 5          | 19 - 15 |
|                        | 20 - 24      | 39                      | 55            | 94         | -                       | 1         | 1            | 36                      | 34           | 70         | 2                      | 5          | 7          | -          | 1          | 1          | 1            | 14           | 15         | 24 - 20 |
|                        | 25 - 29      | 48                      | 55            | 103        | 1                       | -         | 1            | 45                      | 26           | 71         | 1                      | 6          | 7          | -          | 1          | 1          | 1            | 22           | 23         | 29 - 25 |
|                        | 30 - 34      | 61                      | 54            | 115        | -                       | -         | -            | 54                      | 26           | 80         | -                      | 1          | 1          | -          | 5          | 5          | 7            | 22           | 29         | 34 - 30 |
|                        | 35 - 39      | 53                      | 43            | 96         | -                       | -         | -            | 49                      | 17           | 66         | -                      | 1          | 1          | -          | 4          | 4          | 4            | 21           | 25         | 39 - 35 |
|                        | 40 - 44      | 116                     | 35            | 151        | 1                       | -         | 1            | 111                     | 13           | 124        | -                      | 1          | 1          | -          | 4          | 4          | 4            | 17           | 21         | 44 - 40 |
|                        | 45 - 49      | 178                     | 31            | 209        | 2                       | -         | 2            | 171                     | 15           | 186        | 1                      | 1          | 2          | 1          | 4          | 5          | 3            | 11           | 14         | 49 - 45 |
|                        | 50 - 54      | 267                     | 39            | 306        | -                       | -         | -            | 262                     | 21           | 283        | 1                      | 1          | 2          | -          | -          | -          | 4            | 17           | 21         | 54 - 50 |
|                        | 55 - 59      | 391                     | 30            | 421        | 5                       | -         | 5            | 380                     | 19           | 399        | 1                      | -          | 1          | -          | -          | -          | 5            | 11           | 16         | 59 - 55 |
|                        | 60 - 64      | 655                     | 66            | 721        | -                       | -         | -            | 641                     | 40           | 681        | -                      | 3          | 3          | -          | 1          | 1          | 14           | 22           | 36         | 64 - 60 |
| 65+                    | 2,383        | 539                     | 2,922         | 1          | -                       | 1         | 2,369        | 487                     | 2,856        | -          | 1                      | 1          | -          | -          | -          | 13         | 51           | 64           | +65        |         |
| <b>Total</b>           | <b>4,265</b> | <b>1,039</b>            | <b>5,304</b>  | <b>10</b>  | <b>2</b>                | <b>12</b> | <b>4,192</b> | <b>775</b>              | <b>4,967</b> | <b>6</b>   | <b>28</b>              | <b>34</b>  | <b>1</b>   | <b>21</b>  | <b>22</b>  | <b>56</b>  | <b>213</b>   | <b>269</b>   |            |         |
| Can Read and Write     | 10 - 14      | 2,720                   | 3,003         | 5,723      | -                       | 3         | 3            | 2,715                   | 2,961        | 5,676      | -                      | 13         | 13         | 1          | 7          | 8          | 4            | 19           | 23         | 14 - 10 |
|                        | 15 - 19      | 66                      | 135           | 201        | 1                       | 2         | 3            | 61                      | 27           | 88         | -                      | 17         | 17         | -          | 17         | 17         | 4            | 72           | 76         | 19 - 15 |
|                        | 20 - 24      | 107                     | 185           | 292        | 1                       | 1         | 2            | 101                     | 9            | 110        | 1                      | 13         | 14         | -          | 17         | 17         | 4            | 145          | 149        | 24 - 20 |
|                        | 25 - 29      | 236                     | 216           | 452        | 1                       | -         | 1            | 225                     | 15           | 240        | -                      | 8          | 8          | 1          | 30         | 31         | 9            | 163          | 172        | 29 - 25 |
|                        | 30 - 34      | 325                     | 243           | 568        | 1                       | -         | 1            | 305                     | 17           | 322        | 3                      | 7          | 10         | -          | 11         | 11         | 16           | 208          | 224        | 34 - 30 |
|                        | 35 - 39      | 356                     | 205           | 561        | -                       | -         | -            | 341                     | 8            | 349        | -                      | 5          | 5          | -          | 6          | 6          | 15           | 186          | 201        | 39 - 35 |
|                        | 40 - 44      | 438                     | 190           | 628        | 1                       | 1         | 2            | 416                     | 15           | 431        | -                      | 6          | 6          | 1          | 23         | 24         | 20           | 145          | 165        | 44 - 40 |
|                        | 45 - 49      | 473                     | 200           | 673        | 1                       | -         | 1            | 450                     | 25           | 475        | -                      | 7          | 7          | -          | 14         | 14         | 22           | 154          | 176        | 49 - 45 |
|                        | 50 - 54      | 443                     | 204           | 647        | -                       | -         | -            | 431                     | 45           | 476        | 1                      | 9          | 10         | 1          | 13         | 14         | 10           | 137          | 147        | 54 - 50 |
|                        | 55 - 59      | 291                     | 174           | 465        | -                       | -         | -            | 281                     | 63           | 344        | -                      | 6          | 6          | 1          | 11         | 12         | 9            | 94           | 103        | 59 - 55 |
|                        | 60 - 64      | 166                     | 192           | 358        | -                       | -         | -            | 164                     | 105          | 269        | -                      | 7          | 7          | -          | 17         | 17         | 2            | 63           | 65         | 64 - 60 |
| 65+                    | 109          | 619                     | 728           | -          | -                       | -         | 108          | 517                     | 625          | -          | -                      | -          | -          | 2          | 2          | 1          | 100          | 101          | +65        |         |
| <b>Total</b>           | <b>5,730</b> | <b>5,566</b>            | <b>11,296</b> | <b>6</b>   | <b>7</b>                | <b>13</b> | <b>5,598</b> | <b>3,807</b>            | <b>9,405</b> | <b>5</b>   | <b>98</b>              | <b>103</b> | <b>5</b>   | <b>168</b> | <b>173</b> | <b>116</b> | <b>1,486</b> | <b>1,602</b> |            |         |

Table 26 (Cont.): Palestinian Population (10 Years and Over) in Nablus Governorate by Age Group, Educational Attainment, Sex, Activity Status and Type of Locality, 2007

(Rural - )

| Educational Attainment | Age Group | Total         |               |               | Activity Status and Sex |           |            |                         |              |               |                         |            |            |                        |            |            |            |              |              |         |
|------------------------|-----------|---------------|---------------|---------------|-------------------------|-----------|------------|-------------------------|--------------|---------------|-------------------------|------------|------------|------------------------|------------|------------|------------|--------------|--------------|---------|
|                        |           |               |               |               | Not Stated              |           |            | Not Economically Active |              |               | Economically Active     |            |            |                        |            |            |            |              |              |         |
|                        |           | Females       | Males         | Both Sexes    | Females                 | Males     | Both Sexes | Females                 | Males        | Both Sexes    | Unemployed Never Worked |            |            | Unemployed Ever Worked |            |            | Employed   |              |              |         |
|                        |           |               |               |               |                         |           |            |                         |              |               | Females                 | Males      | Both Sexes | Females                | Males      | Both Sexes | Females    | Males        | Both Sexes   |         |
| Elementary             | 10 - 14   | 4,396         | 4,456         | 8,852         | 1                       | 6         | 7          | 4,387                   | 4,386        | 8,773         | 5                       | 20         | 25         | 1                      | 8          | 9          | 2          | 36           | 38           | 14 - 10 |
|                        | 15 - 19   | 596           | 891           | 1,487         | 3                       | 9         | 12         | 572                     | 370          | 942           | 3                       | 75         | 78         | 1                      | 71         | 72         | 17         | 366          | 383          | 19 - 15 |
|                        | 20 - 24   | 504           | 713           | 1,217         | 3                       | 3         | 6          | 480                     | 50           | 530           | -                       | 43         | 43         | 1                      | 64         | 65         | 20         | 553          | 573          | 24 - 20 |
|                        | 25 - 29   | 809           | 828           | 1,637         | 3                       | 2         | 5          | 766                     | 23           | 789           | 2                       | 35         | 37         | 4                      | 61         | 65         | 34         | 707          | 741          | 29 - 25 |
|                        | 30 - 34   | 1,008         | 784           | 1,792         | 1                       | -         | 1          | 948                     | 23           | 971           | 5                       | 23         | 28         | -                      | 67         | 67         | 54         | 671          | 725          | 34 - 30 |
|                        | 35 - 39   | 996           | 823           | 1,819         | 4                       | -         | 4          | 942                     | 30           | 972           | 2                       | 26         | 28         | 1                      | 54         | 55         | 47         | 713          | 760          | 39 - 35 |
|                        | 40 - 44   | 750           | 582           | 1,332         | 1                       | 1         | 2          | 707                     | 31           | 738           | 1                       | 14         | 15         | 2                      | 48         | 50         | 39         | 488          | 527          | 44 - 40 |
|                        | 45 - 49   | 665           | 500           | 1,165         | 1                       | -         | 1          | 631                     | 44           | 675           | 1                       | 13         | 14         | 1                      | 41         | 42         | 31         | 402          | 433          | 49 - 45 |
|                        | 50 - 54   | 447           | 433           | 880           | -                       | -         | -          | 437                     | 68           | 505           | -                       | 11         | 11         | -                      | 48         | 48         | 10         | 306          | 316          | 54 - 50 |
|                        | 55 - 59   | 286           | 281           | 567           | -                       | -         | -          | 281                     | 102          | 383           | 1                       | 8          | 9          | -                      | 28         | 28         | 4          | 143          | 147          | 59 - 55 |
|                        | 60 - 64   | 107           | 228           | 335           | -                       | -         | -          | 102                     | 125          | 227           | -                       | 1          | 1          | 1                      | 13         | 14         | 4          | 89           | 93           | 64 - 60 |
| 65+                    | 31        | 241           | 272           | -             | -                       | -         | 31         | 179                     | 210          | -             | 1                       | 1          | -          | 6                      | 6          | -          | 55         | 55           | +65          |         |
| <b>Total</b>           |           | <b>10,595</b> | <b>10,760</b> | <b>21,355</b> | <b>17</b>               | <b>21</b> | <b>38</b>  | <b>10,284</b>           | <b>5,431</b> | <b>15,715</b> | <b>20</b>               | <b>270</b> | <b>290</b> | <b>12</b>              | <b>509</b> | <b>521</b> | <b>262</b> | <b>4,529</b> | <b>4,791</b> |         |
| Preparatory            | 10 - 14   | 185           | 203           | 388           | -                       | -         | -          | 185                     | 199          | 384           | -                       | 2          | 2          | -                      | 1          | 1          | -          | 1            | 1            | 14 - 10 |
|                        | 15 - 19   | 4,309         | 4,599         | 8,908         | 3                       | 13        | 16         | 4,263                   | 3,570        | 7,833         | 21                      | 214        | 235        | 3                      | 107        | 110        | 19         | 695          | 714          | 19 - 15 |
|                        | 20 - 24   | 1,290         | 1,437         | 2,727         | 3                       | 7         | 10         | 1,225                   | 124          | 1,349         | 17                      | 86         | 103        | 4                      | 152        | 156        | 41         | 1,068        | 1,109        | 24 - 20 |
|                        | 25 - 29   | 1,247         | 1,372         | 2,619         | -                       | 4         | 4          | 1,194                   | 34           | 1,228         | 6                       | 34         | 40         | 6                      | 104        | 110        | 41         | 1,196        | 1,237        | 29 - 25 |
|                        | 30 - 34   | 1,177         | 1,515         | 2,692         | 1                       | 1         | 2          | 1,101                   | 27           | 1,128         | 6                       | 20         | 26         | 3                      | 100        | 103        | 66         | 1,367        | 1,433        | 34 - 30 |
|                        | 35 - 39   | 910           | 878           | 1,788         | 2                       | 1         | 3          | 854                     | 10           | 864           | 6                       | 15         | 21         | 4                      | 69         | 73         | 44         | 783          | 827          | 39 - 35 |
|                        | 40 - 44   | 716           | 773           | 1,489         | 1                       | -         | 1          | 666                     | 28           | 694           | 3                       | 16         | 19         | 2                      | 62         | 64         | 44         | 667          | 711          | 44 - 40 |
|                        | 45 - 49   | 371           | 490           | 861           | -                       | -         | -          | 347                     | 36           | 383           | -                       | 7          | 7          | -                      | 33         | 33         | 24         | 414          | 438          | 49 - 45 |
|                        | 50 - 54   | 162           | 275           | 437           | -                       | 2         | 2          | 156                     | 30           | 186           | 2                       | 4          | 6          | -                      | 27         | 27         | 4          | 212          | 216          | 54 - 50 |
|                        | 55 - 59   | 56            | 193           | 249           | -                       | 1         | 1          | 56                      | 66           | 122           | -                       | 8          | 8          | -                      | 13         | 13         | -          | 105          | 105          | 59 - 55 |
|                        | 60 - 64   | 22            | 104           | 126           | -                       | -         | -          | 22                      | 56           | 78            | -                       | 3          | 3          | -                      | 7          | 7          | -          | 38           | 38           | 64 - 60 |
| 65+                    | 7         | 93            | 100           | -             | -                       | -         | 7          | 69                      | 76           | -             | 3                       | 3          | -          | 3                      | 3          | -          | 18         | 18           | +65          |         |
| <b>Total</b>           |           | <b>10,452</b> | <b>11,932</b> | <b>22,384</b> | <b>10</b>               | <b>29</b> | <b>39</b>  | <b>10,076</b>           | <b>4,249</b> | <b>14,325</b> | <b>61</b>               | <b>412</b> | <b>473</b> | <b>22</b>              | <b>678</b> | <b>700</b> | <b>283</b> | <b>6,564</b> | <b>6,847</b> |         |

Table 26 (Cont.): Palestinian Population (10 Years and Over) in Nablus Governorate by Age Group, Educational Attainment, Sex, Activity Status and Type of Locality, 2007

(Rural - )

| Educational Attainment | Age Group | Total                   |              |               | Activity Status and Sex |          |            |                         |              |              |                        |            |            |           |            |            |            |              |              |         |
|------------------------|-----------|-------------------------|--------------|---------------|-------------------------|----------|------------|-------------------------|--------------|--------------|------------------------|------------|------------|-----------|------------|------------|------------|--------------|--------------|---------|
|                        |           |                         |              |               | Not Stated              |          |            | Not Economically Active |              |              | Economically Active    |            |            |           |            |            |            |              |              |         |
|                        |           | Unemployed Never Worked |              |               |                         |          |            |                         |              |              | Unemployed Ever Worked |            |            | Employed  |            |            |            |              |              |         |
|                        |           | Females                 | Males        | Both Sexes    | Females                 | Males    | Both Sexes | Females                 | Males        | Both Sexes   | Females                | Males      | Both Sexes | Females   | Males      | Both Sexes | Females    | Males        | Both Sexes   |         |
| Secondary              | 10 - 14   | -                       | -            | -             | -                       | -        | -          | -                       | -            | -            | -                      | -          | -          | -         | -          | -          | -          | -            | -            | 14 - 10 |
|                        | 15 - 19   | 1,562                   | 1,392        | 2,954         | 3                       | 1        | 4          | 1,539                   | 1,183        | 2,722        | 9                      | 51         | 60         | 1         | 20         | 21         | 10         | 137          | 147          | 19 - 15 |
|                        | 20 - 24   | 2,081                   | 2,086        | 4,167         | -                       | 2        | 2          | 2,032                   | 1,485        | 3,517        | 13                     | 55         | 68         | 6         | 48         | 54         | 30         | 496          | 526          | 24 - 20 |
|                        | 25 - 29   | 650                     | 697          | 1,347         | -                       | -        | -          | 620                     | 180          | 800          | 4                      | 19         | 23         | 2         | 32         | 34         | 24         | 466          | 490          | 29 - 25 |
|                        | 30 - 34   | 456                     | 514          | 970           | -                       | -        | -          | 418                     | 38           | 456          | 2                      | 12         | 14         | 3         | 31         | 34         | 33         | 433          | 466          | 34 - 30 |
|                        | 35 - 39   | 412                     | 726          | 1,138         | -                       | 1        | 1          | 375                     | 23           | 398          | 3                      | 6          | 9          | 4         | 48         | 52         | 30         | 648          | 678          | 39 - 35 |
|                        | 40 - 44   | 257                     | 471          | 728           | -                       | -        | -          | 235                     | 12           | 247          | 1                      | 10         | 11         | -         | 25         | 25         | 21         | 424          | 445          | 44 - 40 |
|                        | 45 - 49   | 142                     | 276          | 418           | -                       | -        | -          | 129                     | 13           | 142          | 1                      | 7          | 8          | 1         | 16         | 17         | 11         | 240          | 251          | 49 - 45 |
|                        | 50 - 54   | 42                      | 173          | 215           | -                       | -        | -          | 37                      | 25           | 62           | -                      | 6          | 6          | -         | 15         | 15         | 5          | 127          | 132          | 54 - 50 |
|                        | 55 - 59   | 16                      | 126          | 142           | -                       | -        | -          | 16                      | 29           | 45           | -                      | 5          | 5          | -         | 11         | 11         | -          | 81           | 81           | 59 - 55 |
|                        | 60 - 64   | 6                       | 55           | 61            | -                       | -        | -          | 6                       | 34           | 40           | -                      | 2          | 2          | -         | 4          | 4          | -          | 15           | 15           | 64 - 60 |
|                        | 65+       | 5                       | 24           | 29            | -                       | -        | -          | 5                       | 20           | 25           | -                      | -          | -          | -         | -          | -          | -          | 4            | 4            | +65     |
| <b>Total</b>           |           | <b>5,629</b>            | <b>6,540</b> | <b>12,169</b> | <b>3</b>                | <b>4</b> | <b>7</b>   | <b>5,412</b>            | <b>3,042</b> | <b>8,454</b> | <b>33</b>              | <b>173</b> | <b>206</b> | <b>17</b> | <b>250</b> | <b>267</b> | <b>164</b> | <b>3,071</b> | <b>3,235</b> |         |
| Associate Diploma      | 10 - 14   | -                       | -            | -             | -                       | -        | -          | -                       | -            | -            | -                      | -          | -          | -         | -          | -          | -          | -            | -            | 14 - 10 |
|                        | 15 - 19   | 4                       | 7            | 11            | -                       | -        | -          | 4                       | 2            | 6            | -                      | -          | -          | -         | -          | -          | -          | 5            | 5            | 19 - 15 |
|                        | 20 - 24   | 171                     | 249          | 420           | -                       | -        | -          | 92                      | 44           | 136          | 40                     | 46         | 86         | 3         | 22         | 25         | 36         | 137          | 173          | 24 - 20 |
|                        | 25 - 29   | 177                     | 177          | 354           | 1                       | -        | 1          | 119                     | 6            | 125          | 5                      | 16         | 21         | 6         | 11         | 17         | 46         | 144          | 190          | 29 - 25 |
|                        | 30 - 34   | 153                     | 172          | 325           | 1                       | -        | 1          | 95                      | 4            | 99           | 5                      | 1          | 6          | 2         | 6          | 8          | 50         | 161          | 211          | 34 - 30 |
|                        | 35 - 39   | 168                     | 218          | 386           | -                       | -        | -          | 92                      | 3            | 95           | 5                      | 1          | 6          | 1         | 8          | 9          | 70         | 206          | 276          | 39 - 35 |
|                        | 40 - 44   | 147                     | 358          | 505           | -                       | -        | -          | 84                      | 6            | 90           | 2                      | 2          | 4          | 1         | 22         | 23         | 60         | 328          | 388          | 44 - 40 |
|                        | 45 - 49   | 99                      | 281          | 380           | -                       | -        | -          | 54                      | 7            | 61           | -                      | 5          | 5          | 1         | 9          | 10         | 44         | 260          | 304          | 49 - 45 |
|                        | 50 - 54   | 30                      | 133          | 163           | -                       | -        | -          | 12                      | 12           | 24           | -                      | 1          | 1          | 3         | 8          | 11         | 15         | 112          | 127          | 54 - 50 |
|                        | 55 - 59   | 21                      | 110          | 131           | -                       | -        | -          | 12                      | 28           | 40           | -                      | -          | -          | -         | 4          | 4          | 9          | 78           | 87           | 59 - 55 |
|                        | 60 - 64   | 5                       | 38           | 43            | -                       | -        | -          | 5                       | 26           | 31           | -                      | -          | -          | -         | -          | -          | -          | 12           | 12           | 64 - 60 |
|                        | 65+       | 2                       | 49           | 51            | -                       | -        | -          | 2                       | 45           | 47           | -                      | -          | -          | -         | -          | -          | -          | 4            | 4            | +65     |
| <b>Total</b>           |           | <b>977</b>              | <b>1,792</b> | <b>2,769</b>  | <b>2</b>                | <b>-</b> | <b>2</b>   | <b>571</b>              | <b>183</b>   | <b>754</b>   | <b>57</b>              | <b>72</b>  | <b>129</b> | <b>17</b> | <b>90</b>  | <b>107</b> | <b>330</b> | <b>1,447</b> | <b>1,777</b> |         |

Table 26 (Cont.): Palestinian Population (10 Years and Over) in Nablus Governorate by Age Group, Educational Attainment, Sex, Activity Status and Type of Locality, 2007

(Rural - )

| Educational Attainment | Age Group    | Total                   |              |              | Activity Status and Sex |           |            |                         |            |            |                        |            |            |           |           |            |            |              |              |         |         |
|------------------------|--------------|-------------------------|--------------|--------------|-------------------------|-----------|------------|-------------------------|------------|------------|------------------------|------------|------------|-----------|-----------|------------|------------|--------------|--------------|---------|---------|
|                        |              |                         |              |              | Not Stated              |           |            | Not Economically Active |            |            | Economically Active    |            |            |           |           |            |            |              |              |         |         |
|                        |              | Unemployed Never Worked |              |              |                         |           |            |                         |            |            | Unemployed Ever Worked |            |            | Employed  |           |            |            |              |              |         |         |
|                        |              | Females                 | Males        | Both Sexes   | Females                 | Males     | Both Sexes | Females                 | Males      | Both Sexes | Females                | Males      | Both Sexes | Females   | Males     | Both Sexes | Females    | Males        | Both Sexes   |         |         |
| Bachelor and Above     | 10 - 14      | -                       | -            | -            | -                       | -         | -          | -                       | -          | -          | -                      | -          | -          | -         | -         | -          | -          | -            | -            | 14 - 10 |         |
|                        | 15 - 19      | -                       | -            | -            | -                       | -         | -          | -                       | -          | -          | -                      | -          | -          | -         | -         | -          | -          | -            | -            | 19 - 15 |         |
|                        | 20 - 24      | 494                     | 423          | 917          | 1                       | -         | 1          | 204                     | 51         | 255        | 129                    | 124        | 253        | 24        | 22        | 46         | 136        | 226          | 362          | 24 - 20 |         |
|                        | 25 - 29      | 637                     | 782          | 1,419        | 2                       | 1         | 3          | 254                     | 63         | 317        | 62                     | 85         | 147        | 32        | 31        | 63         | 287        | 602          | 889          | 29 - 25 |         |
|                        | 30 - 34      | 343                     | 504          | 847          | -                       | -         | -          | 107                     | 16         | 123        | 24                     | 14         | 38         | 10        | 12        | 22         | 202        | 462          | 664          | 34 - 30 |         |
|                        | 35 - 39      | 180                     | 421          | 601          | -                       | -         | -          | 54                      | 8          | 62         | 7                      | 5          | 12         | 5         | 7         | 12         | 114        | 401          | 515          | 39 - 35 |         |
|                        | 40 - 44      | 150                     | 338          | 488          | -                       | -         | -          | 48                      | 4          | 52         | 5                      | 3          | 8          | 1         | 3         | 4          | 96         | 328          | 424          | 44 - 40 |         |
|                        | 45 - 49      | 65                      | 289          | 354          | -                       | -         | -          | 17                      | 8          | 25         | 1                      | 4          | 5          | 1         | 8         | 9          | 46         | 269          | 315          | 49 - 45 |         |
|                        | 50 - 54      | 15                      | 126          | 141          | -                       | -         | -          | 7                       | 7          | 14         | -                      | 1          | 1          | -         | -         | -          | 8          | 118          | 126          | 54 - 50 |         |
|                        | 55 - 59      | 9                       | 117          | 126          | -                       | -         | -          | 1                       | 26         | 27         | -                      | 3          | 3          | -         | 1         | 1          | 8          | 87           | 95           | 59 - 55 |         |
|                        | 60 - 64      | 10                      | 49           | 59           | -                       | -         | -          | 10                      | 25         | 35         | -                      | 1          | 1          | -         | 2         | 2          | -          | 21           | 21           | 64 - 60 |         |
| 65+                    | 2            | 39                      | 41           | -            | -                       | -         | 2          | 29                      | 31         | -          | 1                      | 1          | -          | -         | -         | -          | 9          | 9            | +65          |         |         |
|                        | <b>Total</b> | <b>1,905</b>            | <b>3,088</b> | <b>4,993</b> | <b>3</b>                | <b>1</b>  | <b>4</b>   | <b>704</b>              | <b>237</b> | <b>941</b> | <b>228</b>             | <b>241</b> | <b>469</b> | <b>73</b> | <b>86</b> | <b>159</b> | <b>897</b> | <b>2,523</b> | <b>3,420</b> |         |         |
| Not Stated             | 10 - 14      | -                       | 6            | 6            | -                       | 5         | 5          | -                       | 1          | 1          | -                      | -          | -          | -         | -         | -          | -          | -            | -            | 14 - 10 |         |
|                        | 15 - 19      | 2                       | 4            | 6            | 1                       | 2         | 3          | 1                       | 1          | 2          | -                      | -          | -          | -         | -         | -          | -          | 1            | 1            | 19 - 15 |         |
|                        | 20 - 24      | 4                       | 5            | 9            | 2                       | 3         | 5          | 2                       | 1          | 3          | -                      | -          | -          | -         | -         | -          | -          | 1            | 1            | 24 - 20 |         |
|                        | 25 - 29      | 1                       | 9            | 10           | 1                       | 6         | 7          | -                       | 1          | 1          | -                      | -          | -          | -         | -         | -          | -          | 2            | 2            | 29 - 25 |         |
|                        | 30 - 34      | 5                       | 2            | 7            | 1                       | 2         | 3          | 4                       | -          | 4          | -                      | -          | -          | -         | -         | -          | -          | -            | -            | 34 - 30 |         |
|                        | 35 - 39      | 1                       | 2            | 3            | -                       | 1         | 1          | 1                       | -          | 1          | -                      | -          | -          | -         | -         | -          | -          | 1            | 1            | 39 - 35 |         |
|                        | 40 - 44      | -                       | 2            | 2            | -                       | 1         | 1          | -                       | -          | -          | -                      | -          | -          | -         | 1         | 1          | -          | -            | -            | 44 - 40 |         |
|                        | 45 - 49      | -                       | 1            | 1            | -                       | -         | -          | -                       | -          | -          | -                      | -          | -          | -         | -         | -          | -          | -            | 1            | 1       | 49 - 45 |
|                        | 50 - 54      | 1                       | 2            | 3            | 1                       | 1         | 2          | -                       | 1          | 1          | -                      | -          | -          | -         | -         | -          | -          | -            | -            | 54 - 50 |         |
|                        | 55 - 59      | 2                       | 1            | 3            | -                       | 1         | 1          | 2                       | -          | 2          | -                      | -          | -          | -         | -         | -          | -          | -            | -            | 59 - 55 |         |
|                        | 60 - 64      | 3                       | -            | 3            | -                       | -         | -          | 3                       | -          | 3          | -                      | -          | -          | -         | -         | -          | -          | -            | -            | 64 - 60 |         |
| 65+                    | 9            | 3                       | 12           | -            | -                       | -         | 9          | 3                       | 12         | -          | -                      | -          | -          | -         | -         | -          | -          | -            | +65          |         |         |
|                        | <b>Total</b> | <b>28</b>               | <b>37</b>    | <b>65</b>    | <b>6</b>                | <b>22</b> | <b>28</b>  | <b>22</b>               | <b>8</b>   | <b>30</b>  | <b>-</b>               | <b>-</b>   | <b>-</b>   | <b>-</b>  | <b>1</b>  | <b>1</b>   | <b>-</b>   | <b>6</b>     | <b>6</b>     |         |         |

Table 26 (Cont.): Palestinian Population (10 Years and Over) in Nablus Governorate by Age Group, Educational Attainment, Sex, Activity Status and Type of Locality, 2007

(Rural - )

| Educational Attainment | Age Group | Total                   |        |            | Activity Status and Sex |       |            |                         |        |            |                        |       |            |          |       |            |         |        |            |         |
|------------------------|-----------|-------------------------|--------|------------|-------------------------|-------|------------|-------------------------|--------|------------|------------------------|-------|------------|----------|-------|------------|---------|--------|------------|---------|
|                        |           |                         |        |            | Not Stated              |       |            | Not Economically Active |        |            | Economically Active    |       |            |          |       |            |         |        |            |         |
|                        |           | Unemployed Never Worked |        |            |                         |       |            |                         |        |            | Unemployed Ever Worked |       |            | Employed |       |            |         |        |            |         |
|                        |           | Females                 | Males  | Both Sexes | Females                 | Males | Both Sexes | Females                 | Males  | Both Sexes | Females                | Males | Both Sexes | Females  | Males | Both Sexes | Females | Males  | Both Sexes |         |
| Total                  | 10 - 14   | 7,337                   | 7,716  | 15,053     | 1                       | 14    | 15         | 7,323                   | 7,593  | 14,916     | 5                      | 37    | 42         | 2        | 16    | 18         | 6       | 56     | 62         | 14 - 10 |
|                        | 15 - 19   | 6,577                   | 7,072  | 13,649     | 11                      | 28    | 39         | 6,478                   | 5,184  | 11,662     | 33                     | 363   | 396        | 5        | 216   | 221        | 50      | 1,281  | 1,331      | 19 - 15 |
|                        | 20 - 24   | 4,690                   | 5,153  | 9,843      | 10                      | 17    | 27         | 4,172                   | 1,798  | 5,970      | 202                    | 372   | 574        | 38       | 326   | 364        | 268     | 2,640  | 2,908      | 24 - 20 |
|                        | 25 - 29   | 3,805                   | 4,136  | 7,941      | 9                       | 13    | 22         | 3,223                   | 348    | 3,571      | 80                     | 203   | 283        | 51       | 270   | 321        | 442     | 3,302  | 3,744      | 29 - 25 |
|                        | 30 - 34   | 3,528                   | 3,788  | 7,316      | 5                       | 3     | 8          | 3,032                   | 151    | 3,183      | 45                     | 78    | 123        | 18       | 232   | 250        | 428     | 3,324  | 3,752      | 34 - 30 |
|                        | 35 - 39   | 3,076                   | 3,316  | 6,392      | 6                       | 3     | 9          | 2,708                   | 99     | 2,807      | 23                     | 59    | 82         | 15       | 196   | 211        | 324     | 2,959  | 3,283      | 39 - 35 |
|                        | 40 - 44   | 2,574                   | 2,749  | 5,323      | 4                       | 3     | 7          | 2,267                   | 109    | 2,376      | 12                     | 52    | 64         | 7        | 188   | 195        | 284     | 2,397  | 2,681      | 44 - 40 |
|                        | 45 - 49   | 1,993                   | 2,068  | 4,061      | 4                       | -     | 4          | 1,799                   | 148    | 1,947      | 4                      | 44    | 48         | 5        | 125   | 130        | 181     | 1,751  | 1,932      | 49 - 45 |
|                        | 50 - 54   | 1,407                   | 1,385  | 2,792      | 1                       | 3     | 4          | 1,342                   | 209    | 1,551      | 4                      | 33    | 37         | 4        | 111   | 115        | 56      | 1,029  | 1,085      | 54 - 50 |
|                        | 55 - 59   | 1,072                   | 1,032  | 2,104      | 5                       | 2     | 7          | 1,029                   | 333    | 1,362      | 2                      | 30    | 32         | 1        | 68    | 69         | 35      | 599    | 634        | 59 - 55 |
|                        | 60 - 64   | 974                     | 732    | 1,706      | -                       | -     | -          | 953                     | 411    | 1,364      | -                      | 17    | 17         | 1        | 44    | 45         | 20      | 260    | 280        | 64 - 60 |
|                        | 65+       | 2,548                   | 1,607  | 4,155      | 1                       | -     | 1          | 2,533                   | 1,349  | 3,882      | -                      | 6     | 6          | -        | 11    | 11         | 14      | 241    | 255        | +65     |
| Total                  |           | 39,581                  | 40,754 | 80,335     | 57                      | 86    | 143        | 36,859                  | 17,732 | 54,591     | 410                    | 1,294 | 1,704      | 147      | 1,803 | 1,950      | 2,108   | 19,839 | 21,947     |         |

Table 26 (Cont.): Palestinian Population (10 Years and Over) in Nablus Governorate by Age Group, Educational Attainment, Sex, Activity Status and Type of Locality, 2007

(Camps : )

| Educational Attainment | Age Group    | Total                   |              |            | Activity Status and Sex |          |              |                         |              |            |                        |           |            |           |           |            |            |            |            |         |
|------------------------|--------------|-------------------------|--------------|------------|-------------------------|----------|--------------|-------------------------|--------------|------------|------------------------|-----------|------------|-----------|-----------|------------|------------|------------|------------|---------|
|                        |              |                         |              |            | Not Stated              |          |              | Not Economically Active |              |            | Economically Active    |           |            |           |           |            |            |            |            |         |
|                        |              | Unemployed Never Worked |              |            |                         |          |              |                         |              |            | Unemployed Ever Worked |           |            | Employed  |           |            |            |            |            |         |
|                        |              | Females                 | Males        | Both Sexes | Females                 | Males    | Both Sexes   | Females                 | Males        | Both Sexes | Females                | Males     | Both Sexes | Females   | Males     | Both Sexes | Females    | Males      | Both Sexes |         |
| Illiterate             | 10 - 14      | 5                       | 15           | 20         | -                       | -        | -            | 5                       | 12           | 17         | -                      | 3         | 3          | -         | -         | -          | -          | -          | -          | 14 - 10 |
|                        | 15 - 19      | 5                       | 6            | 11         | -                       | -        | -            | 5                       | 5            | 10         | -                      | 1         | 1          | -         | -         | -          | -          | -          | -          | 19 - 15 |
|                        | 20 - 24      | 11                      | 14           | 25         | -                       | -        | -            | 11                      | 9            | 20         | -                      | -         | -          | -         | 2         | 2          | -          | 3          | 3          | 24 - 20 |
|                        | 25 - 29      | 12                      | 10           | 22         | -                       | 1        | 1            | 12                      | 3            | 15         | -                      | 2         | 2          | -         | -         | -          | -          | 4          | 4          | 29 - 25 |
|                        | 30 - 34      | 14                      | 14           | 28         | -                       | 2        | 2            | 14                      | 3            | 17         | -                      | 1         | 1          | -         | -         | -          | -          | 8          | 8          | 34 - 30 |
|                        | 35 - 39      | 20                      | 18           | 38         | -                       | -        | -            | 18                      | 6            | 24         | -                      | -         | -          | -         | 3         | 3          | 2          | 9          | 11         | 39 - 35 |
|                        | 40 - 44      | 40                      | 12           | 52         | -                       | -        | -            | 38                      | 2            | 40         | -                      | -         | -          | -         | 1         | 1          | 2          | 9          | 11         | 44 - 40 |
|                        | 45 - 49      | 66                      | 16           | 82         | 1                       | -        | 1            | 60                      | 5            | 65         | 2                      | -         | 2          | 2         | 2         | 4          | 1          | 9          | 10         | 49 - 45 |
|                        | 50 - 54      | 68                      | 14           | 82         | -                       | -        | -            | 60                      | 7            | 67         | -                      | -         | -          | -         | 1         | 1          | 8          | 6          | 14         | 54 - 50 |
|                        | 55 - 59      | 75                      | 27           | 102        | -                       | -        | -            | 72                      | 16           | 88         | -                      | -         | -          | -         | 1         | 1          | 3          | 10         | 13         | 59 - 55 |
| 60 - 64                | 151          | 19                      | 170          | -          | -                       | -        | 147          | 9                       | 156          | 1          | -                      | 1         | -          | 1         | 1         | 3          | 9          | 12         | 64 - 60    |         |
| 65+                    | 456          | 183                     | 639          | -          | -                       | -        | 452          | 153                     | 605          | 2          | 1                      | 3         | -          | 5         | 5         | 2          | 24         | 26         | +65        |         |
| <b>Total</b>           | <b>923</b>   | <b>348</b>              | <b>1,271</b> | <b>1</b>   | <b>3</b>                | <b>4</b> | <b>894</b>   | <b>230</b>              | <b>1,124</b> | <b>5</b>   | <b>8</b>               | <b>13</b> | <b>2</b>   | <b>16</b> | <b>18</b> | <b>21</b>  | <b>91</b>  | <b>112</b> |            |         |
| Can Read and Write     | 10 - 14      | 778                     | 787          | 1,565      | -                       | 1        | 1            | 777                     | 767          | 1,544      | -                      | 11        | 11         | -         | 3         | 3          | 1          | 5          | 6          | 14 - 10 |
|                        | 15 - 19      | 30                      | 52           | 82         | -                       | 1        | 1            | 28                      | 20           | 48         | 1                      | 14        | 15         | 1         | 8         | 9          | -          | 9          | 9          | 19 - 15 |
|                        | 20 - 24      | 45                      | 65           | 110        | -                       | -        | -            | 41                      | 15           | 56         | 4                      | 10        | 14         | -         | 10        | 10         | -          | 30         | 30         | 24 - 20 |
|                        | 25 - 29      | 83                      | 66           | 149        | -                       | -        | -            | 76                      | 9            | 85         | 3                      | 2         | 5          | -         | 7         | 7          | 4          | 48         | 52         | 29 - 25 |
|                        | 30 - 34      | 95                      | 69           | 164        | -                       | -        | -            | 89                      | 8            | 97         | -                      | 7         | 7          | 1         | 7         | 8          | 5          | 47         | 52         | 34 - 30 |
|                        | 35 - 39      | 91                      | 72           | 163        | 1                       | -        | 1            | 76                      | 8            | 84         | 2                      | 3         | 5          | -         | 12        | 12         | 12         | 49         | 61         | 39 - 35 |
|                        | 40 - 44      | 114                     | 69           | 183        | 1                       | -        | 1            | 99                      | 6            | 105        | 1                      | 2         | 3          | -         | 7         | 7          | 13         | 54         | 67         | 44 - 40 |
|                        | 45 - 49      | 136                     | 71           | 207        | -                       | -        | -            | 121                     | 8            | 129        | 1                      | 4         | 5          | 2         | 7         | 9          | 12         | 52         | 64         | 49 - 45 |
|                        | 50 - 54      | 98                      | 46           | 144        | -                       | -        | -            | 89                      | 13           | 102        | -                      | 2         | 2          | 1         | 7         | 8          | 8          | 24         | 32         | 54 - 50 |
|                        | 55 - 59      | 81                      | 50           | 131        | -                       | -        | -            | 78                      | 12           | 90         | -                      | 1         | 1          | 1         | 7         | 8          | 2          | 30         | 32         | 59 - 55 |
| 60 - 64                | 93           | 65                      | 158          | -          | -                       | -        | 89           | 37                      | 126          | -          | -                      | -         | 1          | 3         | 4         | 3          | 25         | 28         | 64 - 60    |         |
| 65+                    | 52           | 128                     | 180          | -          | -                       | -        | 51           | 93                      | 144          | -          | 1                      | 1         | -          | 2         | 2         | 1          | 32         | 33         | +65        |         |
| <b>Total</b>           | <b>1,696</b> | <b>1,540</b>            | <b>3,236</b> | <b>2</b>   | <b>2</b>                | <b>4</b> | <b>1,614</b> | <b>996</b>              | <b>2,610</b> | <b>12</b>  | <b>57</b>              | <b>69</b> | <b>7</b>   | <b>80</b> | <b>87</b> | <b>61</b>  | <b>405</b> | <b>466</b> |            |         |



Table 26 (Cont.): Palestinian Population (10 Years and Over) in Nablus Governorate by Age Group, Educational Attainment, Sex, Activity Status and Type of Locality, 2007

(Camps : )

| Educational Attainment | Age Group | Total                   |              |              | Activity Status and Sex |           |            |                         |              |              |                        |            |            |          |            |            |            |              |              |         |
|------------------------|-----------|-------------------------|--------------|--------------|-------------------------|-----------|------------|-------------------------|--------------|--------------|------------------------|------------|------------|----------|------------|------------|------------|--------------|--------------|---------|
|                        |           |                         |              |              | Not Stated              |           |            | Not Economically Active |              |              | Economically Active    |            |            |          |            |            |            |              |              |         |
|                        |           | Unemployed Never Worked |              |              |                         |           |            |                         |              |              | Unemployed Ever Worked |            |            | Employed |            |            |            |              |              |         |
|                        |           | Females                 | Males        | Both Sexes   | Females                 | Males     | Both Sexes | Females                 | Males        | Both Sexes   | Females                | Males      | Both Sexes | Females  | Males      | Both Sexes | Females    | Males        | Both Sexes   |         |
| Elementary             | 10 - 14   | 1,122                   | 1,132        | 2,254        | 2                       | 2         | 4          | 1,119                   | 1,104        | 2,223        | 1                      | 15         | 16         | -        | -          | -          | -          | 11           | 11           | 14 - 10 |
|                        | 15 - 19   | 169                     | 244          | 413          | -                       | 5         | 5          | 161                     | 104          | 265          | 6                      | 54         | 60         | -        | 19         | 19         | 2          | 62           | 64           | 19 - 15 |
|                        | 20 - 24   | 188                     | 250          | 438          | -                       | 1         | 1          | 179                     | 59           | 238          | 3                      | 40         | 43         | 1        | 28         | 29         | 5          | 122          | 127          | 24 - 20 |
|                        | 25 - 29   | 242                     | 220          | 462          | 2                       | 1         | 3          | 230                     | 33           | 263          | 2                      | 18         | 20         | 1        | 26         | 27         | 7          | 142          | 149          | 29 - 25 |
|                        | 30 - 34   | 239                     | 201          | 440          | 1                       | 1         | 2          | 217                     | 12           | 229          | 2                      | 4          | 6          | 1        | 21         | 22         | 18         | 163          | 181          | 34 - 30 |
|                        | 35 - 39   | 224                     | 246          | 470          | -                       | -         | -          | 199                     | 8            | 207          | 2                      | 3          | 5          | 3        | 20         | 23         | 20         | 215          | 235          | 39 - 35 |
|                        | 40 - 44   | 192                     | 159          | 351          | -                       | -         | -          | 168                     | 13           | 181          | 4                      | 4          | 8          | -        | 20         | 20         | 20         | 122          | 142          | 44 - 40 |
|                        | 45 - 49   | 166                     | 166          | 332          | -                       | -         | -          | 156                     | 25           | 181          | -                      | 3          | 3          | -        | 22         | 22         | 10         | 116          | 126          | 49 - 45 |
|                        | 50 - 54   | 126                     | 121          | 247          | -                       | 1         | 1          | 115                     | 17           | 132          | -                      | 2          | 2          | -        | 10         | 10         | 11         | 91           | 102          | 54 - 50 |
|                        | 55 - 59   | 58                      | 80           | 138          | -                       | -         | -          | 54                      | 31           | 85           | -                      | 1          | 1          | 1        | 9          | 10         | 3          | 39           | 42           | 59 - 55 |
|                        | 60 - 64   | 58                      | 77           | 135          | -                       | -         | -          | 56                      | 40           | 96           | -                      | 2          | 2          | -        | 5          | 5          | 2          | 30           | 32           | 64 - 60 |
| 65+                    | 22        | 86                      | 108          | -            | -                       | -         | 22         | 70                      | 92           | -            | -                      | -          | -          | 4        | 4          | -          | 12         | 12           | +65          |         |
| <b>Total</b>           |           | <b>2,806</b>            | <b>2,982</b> | <b>5,788</b> | <b>5</b>                | <b>11</b> | <b>16</b>  | <b>2,676</b>            | <b>1,516</b> | <b>4,192</b> | <b>20</b>              | <b>146</b> | <b>166</b> | <b>7</b> | <b>184</b> | <b>191</b> | <b>98</b>  | <b>1,125</b> | <b>1,223</b> |         |
| Preparatory            | 10 - 14   | 61                      | 43           | 104          | -                       | -         | -          | 60                      | 42           | 102          | 1                      | -          | 1          | -        | -          | -          | -          | 1            | 1            | 14 - 10 |
|                        | 15 - 19   | 1,179                   | 1,237        | 2,416        | 4                       | 9         | 13         | 1,155                   | 869          | 2,024        | 11                     | 169        | 180        | -        | 39         | 39         | 9          | 151          | 160          | 19 - 15 |
|                        | 20 - 24   | 424                     | 538          | 962          | 2                       | 4         | 6          | 389                     | 108          | 497          | 8                      | 86         | 94         | 2        | 40         | 42         | 23         | 300          | 323          | 24 - 20 |
|                        | 25 - 29   | 433                     | 492          | 925          | 1                       | 2         | 3          | 401                     | 56           | 457          | 9                      | 26         | 35         | 2        | 45         | 47         | 20         | 363          | 383          | 29 - 25 |
|                        | 30 - 34   | 434                     | 510          | 944          | -                       | -         | -          | 389                     | 26           | 415          | 8                      | 22         | 30         | 3        | 43         | 46         | 34         | 419          | 453          | 34 - 30 |
|                        | 35 - 39   | 328                     | 341          | 669          | 1                       | 1         | 2          | 295                     | 17           | 312          | 5                      | 4          | 9          | 1        | 26         | 27         | 26         | 293          | 319          | 39 - 35 |
|                        | 40 - 44   | 245                     | 323          | 568          | -                       | -         | -          | 208                     | 18           | 226          | 2                      | 4          | 6          | -        | 31         | 31         | 35         | 270          | 305          | 44 - 40 |
|                        | 45 - 49   | 101                     | 156          | 257          | -                       | -         | -          | 88                      | 8            | 96           | -                      | 7          | 7          | 1        | 5          | 6          | 12         | 136          | 148          | 49 - 45 |
|                        | 50 - 54   | 52                      | 67           | 119          | -                       | -         | -          | 48                      | 12           | 60           | -                      | 1          | 1          | -        | 11         | 11         | 4          | 43           | 47           | 54 - 50 |
|                        | 55 - 59   | 30                      | 55           | 85           | -                       | -         | -          | 26                      | 21           | 47           | -                      | 1          | 1          | -        | 6          | 6          | 4          | 27           | 31           | 59 - 55 |
|                        | 60 - 64   | 23                      | 31           | 54           | -                       | -         | -          | 22                      | 16           | 38           | -                      | -          | -          | -        | 1          | 1          | 1          | 14           | 15           | 64 - 60 |
| 65+                    | 5         | 22                      | 27           | -            | -                       | -         | 4          | 19                      | 23           | -            | -                      | -          | -          | 1        | 1          | 1          | 2          | 3            | +65          |         |
| <b>Total</b>           |           | <b>3,315</b>            | <b>3,815</b> | <b>7,130</b> | <b>8</b>                | <b>16</b> | <b>24</b>  | <b>3,085</b>            | <b>1,212</b> | <b>4,297</b> | <b>44</b>              | <b>320</b> | <b>364</b> | <b>9</b> | <b>248</b> | <b>257</b> | <b>169</b> | <b>2,019</b> | <b>2,188</b> |         |

Table 26 (Cont.): Palestinian Population (10 Years and Over) in Nablus Governorate by Age Group, Educational Attainment, Sex, Activity Status and Type of Locality, 2007

(Camps : )

| Educational Attainment | Age Group    | Total                   |              |            | Activity Status and Sex |          |              |                         |              |            |                        |           |            |           |           |            |            |            |            |         |
|------------------------|--------------|-------------------------|--------------|------------|-------------------------|----------|--------------|-------------------------|--------------|------------|------------------------|-----------|------------|-----------|-----------|------------|------------|------------|------------|---------|
|                        |              |                         |              |            | Not Stated              |          |              | Not Economically Active |              |            | Economically Active    |           |            |           |           |            |            |            |            |         |
|                        |              | Unemployed Never Worked |              |            |                         |          |              |                         |              |            | Unemployed Ever Worked |           |            | Employed  |           |            |            |            |            |         |
|                        |              | Females                 | Males        | Both Sexes | Females                 | Males    | Both Sexes   | Females                 | Males        | Both Sexes | Females                | Males     | Both Sexes | Females   | Males     | Both Sexes | Females    | Males      | Both Sexes |         |
| Secondary              | 10 - 14      | -                       | -            | -          | -                       | -        | -            | -                       | -            | -          | -                      | -         | -          | -         | -         | -          | -          | -          | -          | 14 - 10 |
|                        | 15 - 19      | 322                     | 206          | 528        | 2                       | 3        | 5            | 318                     | 173          | 491        | 1                      | 16        | 17         | -         | 3         | 3          | 1          | 11         | 12         | 19 - 15 |
|                        | 20 - 24      | 369                     | 323          | 692        | -                       | -        | -            | 362                     | 226          | 588        | 3                      | 31        | 34         | -         | 7         | 7          | 4          | 59         | 63         | 24 - 20 |
|                        | 25 - 29      | 174                     | 200          | 374        | -                       | 2        | 2            | 160                     | 74           | 234        | 4                      | 11        | 15         | -         | 7         | 7          | 10         | 106        | 116        | 29 - 25 |
|                        | 30 - 34      | 125                     | 135          | 260        | -                       | -        | -            | 107                     | 15           | 122        | 2                      | 2         | 4          | 2         | 6         | 8          | 14         | 112        | 126        | 34 - 30 |
|                        | 35 - 39      | 127                     | 150          | 277        | -                       | -        | -            | 109                     | 7            | 116        | 2                      | 2         | 4          | -         | 8         | 8          | 16         | 133        | 149        | 39 - 35 |
|                        | 40 - 44      | 66                      | 105          | 171        | -                       | -        | -            | 57                      | 8            | 65         | -                      | 1         | 1          | 1         | 13        | 14         | 8          | 83         | 91         | 44 - 40 |
|                        | 45 - 49      | 28                      | 43           | 71         | -                       | -        | -            | 23                      | 1            | 24         | -                      | 2         | 2          | 1         | -         | 1          | 4          | 40         | 44         | 49 - 45 |
|                        | 50 - 54      | 14                      | 9            | 23         | -                       | -        | -            | 13                      | 1            | 14         | -                      | -         | -          | -         | 1         | 1          | 1          | 7          | 8          | 54 - 50 |
|                        | 55 - 59      | 6                       | 21           | 27         | -                       | -        | -            | 5                       | 6            | 11         | -                      | 1         | 1          | -         | 1         | 1          | 1          | 13         | 14         | 59 - 55 |
|                        | 60 - 64      | 5                       | 13           | 18         | -                       | 1        | 1            | 5                       | 10           | 15         | -                      | -         | -          | -         | -         | -          | -          | 2          | 2          | 64 - 60 |
| 65+                    | 1            | 11                      | 12           | -          | -                       | -        | 1            | 8                       | 9            | -          | -                      | -         | -          | 1         | 1         | -          | 2          | 2          | +65        |         |
| <b>Total</b>           | <b>1,237</b> | <b>1,216</b>            | <b>2,453</b> | <b>2</b>   | <b>6</b>                | <b>8</b> | <b>1,160</b> | <b>529</b>              | <b>1,689</b> | <b>12</b>  | <b>66</b>              | <b>78</b> | <b>4</b>   | <b>47</b> | <b>51</b> | <b>59</b>  | <b>568</b> | <b>627</b> |            |         |
| Associate Diploma      | 10 - 14      | -                       | -            | -          | -                       | -        | -            | -                       | -            | -          | -                      | -         | -          | -         | -         | -          | -          | -          | -          | 14 - 10 |
|                        | 15 - 19      | 3                       | -            | 3          | -                       | -        | -            | 2                       | -            | 2          | 1                      | -         | 1          | -         | -         | -          | -          | -          | -          | 19 - 15 |
|                        | 20 - 24      | 122                     | 56           | 178        | 1                       | -        | 1            | 54                      | 9            | 63         | 30                     | 13        | 43         | 4         | 7         | 11         | 33         | 27         | 60         | 24 - 20 |
|                        | 25 - 29      | 101                     | 53           | 154        | -                       | -        | -            | 51                      | 4            | 55         | 6                      | 3         | 9          | 1         | -         | 1          | 43         | 46         | 89         | 29 - 25 |
|                        | 30 - 34      | 68                      | 48           | 116        | -                       | -        | -            | 35                      | 7            | 42         | 1                      | 1         | 2          | 1         | 2         | 3          | 31         | 38         | 69         | 34 - 30 |
|                        | 35 - 39      | 84                      | 61           | 145        | -                       | -        | -            | 41                      | 1            | 42         | 3                      | -         | 3          | 3         | 4         | 7          | 37         | 56         | 93         | 39 - 35 |
|                        | 40 - 44      | 113                     | 83           | 196        | -                       | -        | -            | 57                      | 2            | 59         | 1                      | 3         | 4          | 1         | 2         | 3          | 54         | 76         | 130        | 44 - 40 |
|                        | 45 - 49      | 47                      | 80           | 127        | -                       | -        | -            | 22                      | 5            | 27         | -                      | 1         | 1          | 2         | 5         | 7          | 23         | 69         | 92         | 49 - 45 |
|                        | 50 - 54      | 14                      | 39           | 53         | -                       | -        | -            | 8                       | 5            | 13         | -                      | -         | -          | -         | 3         | 3          | 6          | 31         | 37         | 54 - 50 |
|                        | 55 - 59      | 10                      | 17           | 27         | -                       | -        | -            | 6                       | 3            | 9          | -                      | -         | -          | -         | 2         | 2          | 4          | 12         | 16         | 59 - 55 |
|                        | 60 - 64      | 4                       | 17           | 21         | -                       | -        | -            | 4                       | 11           | 15         | -                      | -         | -          | -         | -         | -          | -          | 6          | 6          | 64 - 60 |
| 65+                    | -            | 7                       | 7            | -          | -                       | -        | -            | 5                       | 5            | -          | -                      | -         | -          | -         | -         | -          | 2          | 2          | +65        |         |
| <b>Total</b>           | <b>566</b>   | <b>461</b>              | <b>1,027</b> | <b>1</b>   | <b>-</b>                | <b>1</b> | <b>280</b>   | <b>52</b>               | <b>332</b>   | <b>42</b>  | <b>21</b>              | <b>63</b> | <b>12</b>  | <b>25</b> | <b>37</b> | <b>231</b> | <b>363</b> | <b>594</b> |            |         |

**Table 26 (Cont.): Palestinian Population (10 Years and Over) in Nablus Governorate by Age Group, Educational Attainment, Sex, Activity Status and Type of Locality, 2007**

(Camps : )

| Educational Attainment    | Age Group  | Total      |            |            | Activity Status and Sex |          |            |                         |            |            |                         |           |            |                        |           |            |            |            |            |         |         |         |
|---------------------------|------------|------------|------------|------------|-------------------------|----------|------------|-------------------------|------------|------------|-------------------------|-----------|------------|------------------------|-----------|------------|------------|------------|------------|---------|---------|---------|
|                           |            |            |            |            | Not Stated              |          |            | Not Economically Active |            |            | Economically Active     |           |            |                        |           |            |            |            |            |         |         |         |
|                           |            | Females    | Males      | Both Sexes | Females                 | Males    | Both Sexes | Females                 | Males      | Both Sexes | Unemployed Never Worked |           |            | Unemployed Ever Worked |           |            | Employed   |            |            |         |         |         |
|                           |            |            |            |            |                         |          |            |                         |            |            | Females                 | Males     | Both Sexes | Females                | Males     | Both Sexes | Females    | Males      | Both Sexes |         | Females | Males   |
| <b>Bachelor and Above</b> | 10 - 14    | -          | -          | -          | -                       | -        | -          | -                       | -          | -          | -                       | -         | -          | -                      | -         | -          | -          | -          | -          | -       | 14 - 10 |         |
|                           | 15 - 19    | -          | -          | -          | -                       | -        | -          | -                       | -          | -          | -                       | -         | -          | -                      | -         | -          | -          | -          | -          | -       | 19 - 15 |         |
|                           | 20 - 24    | 87         | 49         | 136        | -                       | -        | -          | 37                      | 3          | 40         | 20                      | 17        | 37         | 2                      | 6         | 8          | 28         | 23         | 51         | 24 - 20 |         |         |
|                           | 25 - 29    | 100        | 106        | 206        | -                       | -        | -          | 35                      | 12         | 47         | 19                      | 14        | 33         | 1                      | 4         | 5          | 45         | 76         | 121        | 29 - 25 |         |         |
|                           | 30 - 34    | 69         | 57         | 126        | 1                       | -        | 1          | 15                      | 2          | 17         | 3                       | 2         | 5          | 7                      | 1         | 8          | 43         | 52         | 95         | 34 - 30 |         |         |
|                           | 35 - 39    | 50         | 79         | 129        | -                       | -        | -          | 11                      | 7          | 18         | 2                       | -         | 2          | -                      | 2         | 2          | 37         | 70         | 107        | 39 - 35 |         |         |
|                           | 40 - 44    | 32         | 64         | 96         | -                       | -        | -          | 8                       | 4          | 12         | 1                       | -         | 1          | 1                      | 2         | 3          | 22         | 58         | 80         | 44 - 40 |         |         |
|                           | 45 - 49    | 13         | 31         | 44         | -                       | -        | -          | 3                       | 2          | 5          | 3                       | 1         | 4          | -                      | -         | -          | 7          | 28         | 35         | 49 - 45 |         |         |
|                           | 50 - 54    | 4          | 16         | 20         | -                       | -        | -          | 2                       | 1          | 3          | -                       | -         | -          | -                      | -         | -          | 2          | 15         | 17         | 54 - 50 |         |         |
|                           | 55 - 59    | -          | 6          | 6          | -                       | -        | -          | -                       | 1          | 1          | -                       | -         | -          | -                      | -         | -          | -          | 5          | 5          | 5       | 59 - 55 |         |
|                           | 60 - 64    | 1          | 7          | 8          | -                       | -        | -          | 1                       | 3          | 4          | -                       | -         | -          | -                      | -         | -          | -          | 4          | 4          | 4       | 64 - 60 |         |
|                           | 65+        | -          | 3          | 3          | -                       | -        | -          | -                       | 3          | 3          | -                       | -         | -          | -                      | -         | -          | -          | -          | -          | -       | +65     |         |
| <b>Total</b>              | <b>356</b> | <b>418</b> | <b>774</b> | <b>1</b>   | <b>-</b>                | <b>1</b> | <b>112</b> | <b>38</b>               | <b>150</b> | <b>48</b>  | <b>34</b>               | <b>82</b> | <b>11</b>  | <b>15</b>              | <b>26</b> | <b>184</b> | <b>331</b> | <b>515</b> |            |         |         |         |
| <b>Not Stated</b>         | 10 - 14    | -          | -          | -          | -                       | -        | -          | -                       | -          | -          | -                       | -         | -          | -                      | -         | -          | -          | -          | -          | -       | 14 - 10 |         |
|                           | 15 - 19    | 1          | 4          | 5          | -                       | 1        | 1          | 1                       | 2          | 3          | -                       | -         | -          | -                      | -         | -          | -          | 1          | 1          | 1       | 19 - 15 |         |
|                           | 20 - 24    | -          | -          | -          | -                       | -        | -          | -                       | -          | -          | -                       | -         | -          | -                      | -         | -          | -          | -          | -          | -       | 24 - 20 |         |
|                           | 25 - 29    | 1          | 3          | 4          | -                       | -        | -          | 1                       | 1          | 2          | -                       | -         | -          | -                      | -         | -          | -          | 2          | 2          | 2       | 29 - 25 |         |
|                           | 30 - 34    | -          | -          | -          | -                       | -        | -          | -                       | -          | -          | -                       | -         | -          | -                      | -         | -          | -          | -          | -          | -       | 34 - 30 |         |
|                           | 35 - 39    | 1          | -          | 1          | -                       | -        | -          | 1                       | -          | 1          | -                       | -         | -          | -                      | -         | -          | -          | -          | -          | -       | 39 - 35 |         |
|                           | 40 - 44    | -          | -          | -          | -                       | -        | -          | -                       | -          | -          | -                       | -         | -          | -                      | -         | -          | -          | -          | -          | -       | 44 - 40 |         |
|                           | 45 - 49    | -          | 1          | 1          | -                       | -        | -          | -                       | -          | -          | -                       | -         | -          | -                      | -         | -          | -          | 1          | 1          | 1       | 49 - 45 |         |
|                           | 50 - 54    | 1          | -          | 1          | -                       | -        | -          | 1                       | -          | 1          | -                       | -         | -          | -                      | -         | -          | -          | -          | -          | -       | 54 - 50 |         |
|                           | 55 - 59    | -          | -          | -          | -                       | -        | -          | -                       | -          | -          | -                       | -         | -          | -                      | -         | -          | -          | -          | -          | -       | -       | 59 - 55 |
|                           | 60 - 64    | 1          | -          | 1          | -                       | -        | -          | 1                       | -          | 1          | -                       | -         | -          | -                      | -         | -          | -          | -          | -          | -       | -       | 64 - 60 |
|                           | 65+        | 3          | 1          | 4          | -                       | -        | -          | 3                       | 1          | 4          | -                       | -         | -          | -                      | -         | -          | -          | -          | -          | -       | -       | +65     |
| <b>Total</b>              | <b>8</b>   | <b>9</b>   | <b>17</b>  | <b>-</b>   | <b>1</b>                | <b>1</b> | <b>8</b>   | <b>4</b>                | <b>12</b>  | <b>-</b>   | <b>-</b>                | <b>-</b>  | <b>-</b>   | <b>-</b>               | <b>-</b>  | <b>-</b>   | <b>4</b>   | <b>4</b>   | <b>4</b>   |         |         |         |

Table 26 (Cont.): Palestinian Population (10 Years and Over) in Nablus Governorate by Age Group, Educational Attainment, Sex, Activity Status and Type of Locality, 2007

(Camps : )

| Educational Attainment | Age Group | Total                   |        |            | Activity Status and Sex |       |            |                         |       |            |                        |       |            |          |       |            |         |       |            |         |
|------------------------|-----------|-------------------------|--------|------------|-------------------------|-------|------------|-------------------------|-------|------------|------------------------|-------|------------|----------|-------|------------|---------|-------|------------|---------|
|                        |           |                         |        |            | Not Stated              |       |            | Not Economically Active |       |            | Economically Active    |       |            |          |       |            |         |       |            |         |
|                        |           | Unemployed Never Worked |        |            |                         |       |            |                         |       |            | Unemployed Ever Worked |       |            | Employed |       |            |         |       |            |         |
|                        |           | Females                 | Males  | Both Sexes | Females                 | Males | Both Sexes | Females                 | Males | Both Sexes | Females                | Males | Both Sexes | Females  | Males | Both Sexes | Females | Males | Both Sexes |         |
| Total                  | 10 - 14   | 1,966                   | 1,977  | 3,943      | 2                       | 3     | 5          | 1,961                   | 1,925 | 3,886      | 2                      | 29    | 31         | -        | 3     | 3          | 1       | 17    | 18         | 14 - 10 |
|                        | 15 - 19   | 1,709                   | 1,749  | 3,458      | 6                       | 19    | 25         | 1,670                   | 1,173 | 2,843      | 20                     | 254   | 274        | 1        | 69    | 70         | 12      | 234   | 246        | 19 - 15 |
|                        | 20 - 24   | 1,246                   | 1,295  | 2,541      | 3                       | 5     | 8          | 1,073                   | 429   | 1,502      | 68                     | 197   | 265        | 9        | 100   | 109        | 93      | 564   | 657        | 24 - 20 |
|                        | 25 - 29   | 1,146                   | 1,150  | 2,296      | 3                       | 6     | 9          | 966                     | 192   | 1,158      | 43                     | 76    | 119        | 5        | 89    | 94         | 129     | 787   | 916        | 29 - 25 |
|                        | 30 - 34   | 1,044                   | 1,034  | 2,078      | 2                       | 3     | 5          | 866                     | 73    | 939        | 16                     | 39    | 55         | 15       | 80    | 95         | 145     | 839   | 984        | 34 - 30 |
|                        | 35 - 39   | 925                     | 967    | 1,892      | 2                       | 1     | 3          | 750                     | 54    | 804        | 16                     | 12    | 28         | 7        | 75    | 82         | 150     | 825   | 975        | 39 - 35 |
|                        | 40 - 44   | 802                     | 815    | 1,617      | 1                       | -     | 1          | 635                     | 53    | 688        | 9                      | 14    | 23         | 3        | 76    | 79         | 154     | 672   | 826        | 44 - 40 |
|                        | 45 - 49   | 557                     | 564    | 1,121      | 1                       | -     | 1          | 473                     | 54    | 527        | 6                      | 18    | 24         | 8        | 41    | 49         | 69      | 451   | 520        | 49 - 45 |
|                        | 50 - 54   | 377                     | 312    | 689        | -                       | 1     | 1          | 336                     | 56    | 392        | -                      | 5     | 5          | 1        | 33    | 34         | 40      | 217   | 257        | 54 - 50 |
|                        | 55 - 59   | 260                     | 256    | 516        | -                       | -     | -          | 241                     | 90    | 331        | -                      | 4     | 4          | 2        | 26    | 28         | 17      | 136   | 153        | 59 - 55 |
|                        | 60 - 64   | 336                     | 229    | 565        | -                       | 1     | 1          | 325                     | 126   | 451        | 1                      | 2     | 3          | 1        | 10    | 11         | 9       | 90    | 99         | 64 - 60 |
|                        | 65+       | 539                     | 441    | 980        | -                       | -     | -          | 533                     | 352   | 885        | 2                      | 2     | 4          | -        | 13    | 13         | 4       | 74    | 78         | +65     |
|                        | Total     | 10,907                  | 10,789 | 21,696     | 20                      | 39    | 59         | 9,829                   | 4,577 | 14,406     | 183                    | 652   | 835        | 52       | 615   | 667        | 823     | 4,906 | 5,729      |         |

2007

( 10)

:27

**Table 27: Employed and Unemployed Ever Worked Palestinian Population (10 Years and Over) in Nablus Governorate by Age Group, Sex, Employment Status and Type of Locality, 2007**

(Total )

| Age Group and Sex | Total         | Employment Status |                      |                         |                       |               |              |         |
|-------------------|---------------|-------------------|----------------------|-------------------------|-----------------------|---------------|--------------|---------|
|                   |               | Not Stated        | Unpaid Family Member | Irregular Wage Employee | Regular Wage Employee | Self Employed | Employer     |         |
| <b>Both Sexes</b> |               |                   |                      |                         |                       |               |              |         |
| 10 - 14           | 328           | 31                | 67                   | 86                      | 125                   | 13            | 6            | 14 - 10 |
| 15 - 19           | 3,893         | 343               | 314                  | 1,374                   | 1,591                 | 195           | 76           | 19 - 15 |
| 20 - 24           | 9,105         | 552               | 289                  | 2,330                   | 4,943                 | 700           | 291          | 24 - 20 |
| 25 - 44           | 44,570        | 856               | 415                  | 8,967                   | 23,897                | 5,892         | 4,543        | 44 - 25 |
| 45 - 64           | 15,146        | 274               | 138                  | 2,291                   | 6,820                 | 3,038         | 2,585        | 64 - 45 |
| 65+               | 1,144         | 15                | 16                   | 104                     | 193                   | 438           | 378          | +65     |
| <b>Total</b>      | <b>74,186</b> | <b>2,071</b>      | <b>1,239</b>         | <b>15,152</b>           | <b>37,569</b>         | <b>10,276</b> | <b>7,879</b> |         |
| <b>Males</b>      |               |                   |                      |                         |                       |               |              |         |
| 10 - 14           | 318           | 28                | 63                   | 85                      | 123                   | 13            | 6            | 14 - 10 |
| 15 - 19           | 3,772         | 329               | 306                  | 1,345                   | 1,526                 | 192           | 74           | 19 - 15 |
| 20 - 24           | 7,883         | 430               | 273                  | 2,214                   | 4,011                 | 673           | 282          | 24 - 20 |
| 25 - 44           | 37,465        | 641               | 289                  | 8,490                   | 18,134                | 5,572         | 4,339        | 44 - 25 |
| 45 - 64           | 13,330        | 256               | 57                   | 2,181                   | 5,492                 | 2,856         | 2,488        | 64 - 45 |
| 65+               | 1,086         | 10                | 11                   | 100                     | 182                   | 415           | 368          | +65     |
| <b>Total</b>      | <b>63,854</b> | <b>1,694</b>      | <b>999</b>           | <b>14,415</b>           | <b>29,468</b>         | <b>9,721</b>  | <b>7,557</b> |         |
| <b>Females</b>    |               |                   |                      |                         |                       |               |              |         |
| 10 - 14           | 10            | 3                 | 4                    | 1                       | 2                     | -             | -            | 14 - 10 |
| 15 - 19           | 121           | 14                | 8                    | 29                      | 65                    | 3             | 2            | 19 - 15 |
| 20 - 24           | 1,222         | 122               | 16                   | 116                     | 932                   | 27            | 9            | 24 - 20 |
| 25 - 44           | 7,105         | 215               | 126                  | 477                     | 5,763                 | 320           | 204          | 44 - 25 |
| 45 - 64           | 1,816         | 18                | 81                   | 110                     | 1,328                 | 182           | 97           | 64 - 45 |
| 65+               | 58            | 5                 | 5                    | 4                       | 11                    | 23            | 10           | +65     |
| <b>Total</b>      | <b>10,332</b> | <b>377</b>        | <b>240</b>           | <b>737</b>              | <b>8,101</b>          | <b>555</b>    | <b>322</b>   |         |

2007

( 10)

:( ) 27

**Table 27 (Cont.): Employed and Unemployed Ever Worked Palestinian Population (10 Years and Over) in Nablus Governorate by Age Group, Sex, Employment Status and Type of Locality, 2007**

(Urban )

| Age Group and Sex | Total         | Employment Status |                      |                         |                       |               |              |         |
|-------------------|---------------|-------------------|----------------------|-------------------------|-----------------------|---------------|--------------|---------|
|                   |               | Not Stated        | Unpaid Family Member | Irregular Wage Employee | Regular Wage Employee | Self Employed | Employer     |         |
| <b>Both Sexes</b> |               |                   |                      |                         |                       |               |              |         |
| 10 - 14           | 227           | 15                | 37                   | 61                      | 99                    | 10            | 5            | 14 - 10 |
| 15 - 19           | 2,025         | 162               | 164                  | 624                     | 911                   | 111           | 53           | 19 - 15 |
| 20 - 24           | 5,067         | 321               | 188                  | 1,134                   | 2,805                 | 415           | 204          | 24 - 20 |
| 25 - 44           | 26,082        | 496               | 275                  | 4,326                   | 14,135                | 3,525         | 3,325        | 44 - 25 |
| 45 - 64           | 9,705         | 168               | 76                   | 1,167                   | 4,406                 | 1,875         | 2,013        | 64 - 45 |
| 65+               | 787           | 10                | 10                   | 56                      | 127                   | 274           | 310          | +65     |
| <b>Total</b>      | <b>43,893</b> | <b>1,172</b>      | <b>750</b>           | <b>7,368</b>            | <b>22,483</b>         | <b>6,210</b>  | <b>5,910</b> |         |
| <b>Males</b>      |               |                   |                      |                         |                       |               |              |         |
| 10 - 14           | 226           | 14                | 37                   | 61                      | 99                    | 10            | 5            | 14 - 10 |
| 15 - 19           | 1,972         | 155               | 162                  | 610                     | 883                   | 111           | 51           | 19 - 15 |
| 20 - 24           | 4,253         | 230               | 175                  | 1,064                   | 2,184                 | 399           | 201          | 24 - 20 |
| 25 - 44           | 21,154        | 338               | 192                  | 4,038                   | 10,096                | 3,324         | 3,166        | 44 - 25 |
| 45 - 64           | 8,339         | 158               | 21                   | 1,107                   | 3,356                 | 1,764         | 1,933        | 64 - 45 |
| 65+               | 747           | 5                 | 6                    | 54                      | 118                   | 260           | 304          | +65     |
| <b>Total</b>      | <b>36,691</b> | <b>900</b>        | <b>593</b>           | <b>6,934</b>            | <b>16,736</b>         | <b>5,868</b>  | <b>5,660</b> |         |
| <b>Females</b>    |               |                   |                      |                         |                       |               |              |         |
| 10 - 14           | 1             | 1                 | -                    | -                       | -                     | -             | -            | 14 - 10 |
| 15 - 19           | 53            | 7                 | 2                    | 14                      | 28                    | -             | 2            | 19 - 15 |
| 20 - 24           | 814           | 91                | 13                   | 70                      | 621                   | 16            | 3            | 24 - 20 |
| 25 - 44           | 4,928         | 158               | 83                   | 288                     | 4,039                 | 201           | 159          | 44 - 25 |
| 45 - 64           | 1,366         | 10                | 55                   | 60                      | 1,050                 | 111           | 80           | 64 - 45 |
| 65+               | 40            | 5                 | 4                    | 2                       | 9                     | 14            | 6            | +65     |
| <b>Total</b>      | <b>7,202</b>  | <b>272</b>        | <b>157</b>           | <b>434</b>              | <b>5,747</b>          | <b>342</b>    | <b>250</b>   |         |

2007

( 10)

:( ) 27

**Table 27 (Cont.): Employed and Unemployed Ever Worked Palestinian Population (10 Years and Over) in Nablus Governorate by Age Group, Sex, Employment Status and Type of Locality, 2007**

(Rural )

| Age Group and Sex | Total         | Employment Status |                      |                         |                       |               |              |         |
|-------------------|---------------|-------------------|----------------------|-------------------------|-----------------------|---------------|--------------|---------|
|                   |               | Not Stated        | Unpaid Family Member | Irregular Wage Employee | Regular Wage Employee | Self Employed | Employer     |         |
| <b>Both Sexes</b> |               |                   |                      |                         |                       |               |              |         |
| 10 - 14           | 80            | 14                | 24                   | 22                      | 17                    | 2             | 1            | 14 - 10 |
| 15 - 19           | 1,552         | 143               | 131                  | 652                     | 554                   | 57            | 15           | 19 - 15 |
| 20 - 24           | 3,272         | 190               | 90                   | 1,023                   | 1,684                 | 219           | 66           | 24 - 20 |
| 25 - 44           | 14,437        | 299               | 132                  | 3,809                   | 7,337                 | 1,898         | 962          | 44 - 25 |
| 45 - 64           | 4,290         | 92                | 59                   | 894                     | 1,856                 | 948           | 441          | 64 - 45 |
| 65+               | 266           | 4                 | 6                    | 27                      | 43                    | 137           | 49           | +65     |
| <b>Total</b>      | <b>23,897</b> | <b>742</b>        | <b>442</b>           | <b>6,427</b>            | <b>11,491</b>         | <b>3,261</b>  | <b>1,534</b> |         |
| <b>Males</b>      |               |                   |                      |                         |                       |               |              |         |
| 10 - 14           | 72            | 12                | 21                   | 21                      | 15                    | 2             | 1            | 14 - 10 |
| 15 - 19           | 1,497         | 136               | 125                  | 640                     | 526                   | 55            | 15           | 19 - 15 |
| 20 - 24           | 2,966         | 163               | 88                   | 987                     | 1,455                 | 210           | 63           | 24 - 20 |
| 25 - 44           | 12,868        | 251               | 91                   | 3,681                   | 6,113                 | 1,801         | 931          | 44 - 25 |
| 45 - 64           | 3,987         | 85                | 33                   | 867                     | 1,679                 | 893           | 430          | 64 - 45 |
| 65+               | 252           | 4                 | 5                    | 25                      | 43                    | 129           | 46           | +65     |
| <b>Total</b>      | <b>21,642</b> | <b>651</b>        | <b>363</b>           | <b>6,221</b>            | <b>9,831</b>          | <b>3,090</b>  | <b>1,486</b> |         |
| <b>Females</b>    |               |                   |                      |                         |                       |               |              |         |
| 10 - 14           | 8             | 2                 | 3                    | 1                       | 2                     | -             | -            | 14 - 10 |
| 15 - 19           | 55            | 7                 | 6                    | 12                      | 28                    | 2             | -            | 19 - 15 |
| 20 - 24           | 306           | 27                | 2                    | 36                      | 229                   | 9             | 3            | 24 - 20 |
| 25 - 44           | 1,569         | 48                | 41                   | 128                     | 1,224                 | 97            | 31           | 44 - 25 |
| 45 - 64           | 303           | 7                 | 26                   | 27                      | 177                   | 55            | 11           | 64 - 45 |
| 65+               | 14            | -                 | 1                    | 2                       | -                     | 8             | 3            | +65     |
| <b>Total</b>      | <b>2,255</b>  | <b>91</b>         | <b>79</b>            | <b>206</b>              | <b>1,660</b>          | <b>171</b>    | <b>48</b>    |         |

2007

( 10)

:( ) 27

**Table 27 (Cont.): Employed and Unemployed Ever Worked Palestinian Population (10 Years and Over) in Nablus Governorate by Age Group, Sex, Employment Status and Type of Locality, 2007**

(Camps )

| Age Group and Sex | Total        | Employment Status |                      |                         |                       |               |            |         |
|-------------------|--------------|-------------------|----------------------|-------------------------|-----------------------|---------------|------------|---------|
|                   |              | Not Stated        | Unpaid Family Member | Irregular Wage Employee | Regular Wage Employee | Self Employed | Employer   |         |
| <b>Both Sexes</b> |              |                   |                      |                         |                       |               |            |         |
| 10 - 14           | 21           | 2                 | 6                    | 3                       | 9                     | 1             | -          | 14 - 10 |
| 15 - 19           | 316          | 38                | 19                   | 98                      | 126                   | 27            | 8          | 19 - 15 |
| 20 - 24           | 766          | 41                | 11                   | 173                     | 454                   | 66            | 21         | 24 - 20 |
| 25 - 44           | 4,051        | 61                | 8                    | 832                     | 2,425                 | 469           | 256        | 44 - 25 |
| 45 - 64           | 1,151        | 14                | 3                    | 230                     | 558                   | 215           | 131        | 64 - 45 |
| 65+               | 91           | 1                 | -                    | 21                      | 23                    | 27            | 19         | +65     |
| <b>Total</b>      | <b>6,396</b> | <b>157</b>        | <b>47</b>            | <b>1,357</b>            | <b>3,595</b>          | <b>805</b>    | <b>435</b> |         |
| <b>Males</b>      |              |                   |                      |                         |                       |               |            |         |
| 10 - 14           | 20           | 2                 | 5                    | 3                       | 9                     | 1             | -          | 14 - 10 |
| 15 - 19           | 303          | 38                | 19                   | 95                      | 117                   | 26            | 8          | 19 - 15 |
| 20 - 24           | 664          | 37                | 10                   | 163                     | 372                   | 64            | 18         | 24 - 20 |
| 25 - 44           | 3,443        | 52                | 6                    | 771                     | 1,925                 | 447           | 242        | 44 - 25 |
| 45 - 64           | 1,004        | 13                | 3                    | 207                     | 457                   | 199           | 125        | 64 - 45 |
| 65+               | 87           | 1                 | -                    | 21                      | 21                    | 26            | 18         | +65     |
| <b>Total</b>      | <b>5,521</b> | <b>143</b>        | <b>43</b>            | <b>1,260</b>            | <b>2,901</b>          | <b>763</b>    | <b>411</b> |         |
| <b>Females</b>    |              |                   |                      |                         |                       |               |            |         |
| 10 - 14           | 1            | -                 | 1                    | -                       | -                     | -             | -          | 14 - 10 |
| 15 - 19           | 13           | -                 | -                    | 3                       | 9                     | 1             | -          | 19 - 15 |
| 20 - 24           | 102          | 4                 | 1                    | 10                      | 82                    | 2             | 3          | 24 - 20 |
| 25 - 44           | 608          | 9                 | 2                    | 61                      | 500                   | 22            | 14         | 44 - 25 |
| 45 - 64           | 147          | 1                 | -                    | 23                      | 101                   | 16            | 6          | 64 - 45 |
| 65+               | 4            | -                 | -                    | -                       | 2                     | 1             | 1          | +65     |
| <b>Total</b>      | <b>875</b>   | <b>14</b>         | <b>4</b>             | <b>97</b>               | <b>694</b>            | <b>42</b>     | <b>24</b>  |         |



**Table 28: Employed and Unemployed Ever Worked Palestinian Population (10 Years and Over) in Nablus Governorate by Age Group, Sex, Main Occupation and Type of Locality, 2007**

(Total )

| Age Group and Sex | Total         | Main Occupation |                        |   |                            |  |                            |              |   |               |                          |         |  |
|-------------------|---------------|-----------------|------------------------|---|----------------------------|--|----------------------------|--------------|---|---------------|--------------------------|---------|--|
|                   |               | Not Stated      | Elementary Occupations | Plant, Machine Operators and Assemblers | Crafts and Related Workers | Skilled Agricultural and Fishery Workers | Services and Sales Workers | Clerks       | Technicians and Associate Professionals | Professionals | Legislators and Managers |         |  |
| <b>Both Sexes</b> |               |                 |                        |   |                            |  |                            |              |   |               |                          |         |  |
| 10 - 14           | 328           | 23              | 72                     | 5                                       | 114                        | 25                                       | 86                         | -            | 3                                       | -             | -                        | 14 - 10 |  |
| 15 - 19           | 3,893         | 272             | 1,254                  | 124                                     | 1,306                      | 122                                      | 748                        | 18           | 45                                      | -             | 4                        | 19 - 15 |  |
| 20 - 24           | 9,105         | 453             | 1,954                  | 483                                     | 2,379                      | 123                                      | 2,003                      | 266          | 553                                     | 830           | 61                       | 24 - 20 |  |
| 25 - 44           | 44,570        | 616             | 7,311                  | 3,682                                   | 11,381                     | 774                                      | 8,410                      | 1,505        | 3,345                                   | 6,333         | 1,213                    | 44 - 25 |  |
| 45 - 64           | 15,146        | 188             | 2,193                  | 1,281                                   | 3,318                      | 640                                      | 2,779                      | 514          | 1,306                                   | 2,068         | 859                      | 64 - 45 |  |
| 65+               | 1,144         | 8               | 134                    | 59                                      | 189                        | 178                                      | 379                        | 15           | 45                                      | 57            | 80                       | +65     |  |
| <b>Total</b>      | <b>74,186</b> | <b>1,560</b>    | <b>12,918</b>          | <b>5,634</b>                            | <b>18,687</b>              | <b>1,862</b>                             | <b>14,405</b>              | <b>2,318</b> | <b>5,297</b>                            | <b>9,288</b>  | <b>2,217</b>             |         |  |
| <b>Males</b>      |               |                 |                        |   |                            |  |                            |              |   |               |                          |         |  |
| 10 - 14           | 318           | 21              | 70                     | 5                                       | 112                        | 22                                       | 85                         | -            | 3                                       | -             | -                        | 14 - 10 |  |
| 15 - 19           | 3,772         | 258             | 1,240                  | 121                                     | 1,262                      | 116                                      | 726                        | 10           | 35                                      | -             | 4                        | 19 - 15 |  |
| 20 - 24           | 7,883         | 348             | 1,933                  | 473                                     | 2,271                      | 110                                      | 1,886                      | 127          | 296                                     | 387           | 52                       | 24 - 20 |  |
| 25 - 44           | 37,465        | 439             | 7,075                  | 3,656                                   | 10,687                     | 635                                      | 7,702                      | 750          | 2,048                                   | 3,483         | 990                      | 44 - 25 |  |
| 45 - 64           | 13,330        | 176             | 2,080                  | 1,278                                   | 3,127                      | 526                                      | 2,595                      | 372          | 925                                     | 1,530         | 721                      | 64 - 45 |  |
| 65+               | 1,086         | 6               | 130                    | 59                                      | 181                        | 164                                      | 363                        | 15           | 41                                      | 55            | 72                       | +65     |  |
| <b>Total</b>      | <b>63,854</b> | <b>1,248</b>    | <b>12,528</b>          | <b>5,592</b>                            | <b>17,640</b>              | <b>1,573</b>                             | <b>13,357</b>              | <b>1,274</b> | <b>3,348</b>                            | <b>5,455</b>  | <b>1,839</b>             |         |  |
| <b>Females</b>    |               |                 |                        |   |                            |  |                            |              |   |               |                          |         |  |
| 10 - 14           | 10            | 2               | 2                      | -                                       | 2                          | 3  | 1                          | -            | -                                       | -             | -                        | 14 - 10 |  |
| 15 - 19           | 121           | 14              | 14                     | 3                                       | 44                         | 6  | 22                         | 8            | 10                                      | -             | -                        | 19 - 15 |  |
| 20 - 24           | 1,222         | 105             | 21                     | 10                                      | 108                        | 13                                       | 117                        | 139          | 257                                     | 443           | 9                        | 24 - 20 |  |
| 25 - 44           | 7,105         | 177             | 236                    | 26                                      | 694                        | 139                                      | 708                        | 755          | 1,297                                   | 2,850         | 223                      | 44 - 25 |  |
| 45 - 64           | 1,816         | 12              | 113                    | 3                                       | 191                        | 114                                      | 184                        | 142          | 381                                     | 538           | 138                      | 64 - 45 |  |
| 65+               | 58            | 2               | 4                      | -                                       | 8                          | 14                                       | 16                         | -            | 4                                       | 2             | 8                        | +65     |  |
| <b>Total</b>      | <b>10,332</b> | <b>312</b>      | <b>390</b>             | <b>42</b>                               | <b>1,047</b>               | <b>289</b>                               | <b>1,048</b>               | <b>1,044</b> | <b>1,949</b>                            | <b>3,833</b>  | <b>378</b>               |         |  |

**Table 28 (Cont.): Employed and Unemployed Ever Worked Palestinian Population (10 Years and Over) in Nablus Governorate by Age Group, Sex, Main Occupation and Type of Locality, 2007**

(Urban )

| Age Group and Sex | Total         | Main Occupation |                        |   |                            |  |                            |              |   |               |                          |         |  |
|-------------------|---------------|-----------------|------------------------|---|----------------------------|--|----------------------------|--------------|---|---------------|--------------------------|---------|--|
|                   |               | Not Stated      | Elementary Occupations | Plant, Machine Operators and Assemblers | Crafts and Related Workers | Skilled Agricultural and Fishery Workers | Services and Sales Workers | Clerks       | Technicians and Associate Professionals | Professionals | Legislators and Managers |         |  |
| <b>Both Sexes</b> |               |                 |                        |   |                            |  |                            |              |   |               |                          |         |  |
| 10 - 14           | 227           | 10              | 35                     | 5                                       | 102                        | 3  | 71                         | -            | 1                                       | -             | -                        | 14 - 10 |  |
| 15 - 19           | 2,025         | 132             | 423                    | 61                                      | 888                        | 23                                       | 450                        | 12           | 34                                      | -             | 2                        | 19 - 15 |  |
| 20 - 24           | 5,067         | 268             | 745                    | 239                                     | 1,543                      | 38                                       | 1,111                      | 198          | 357                                     | 525           | 43                       | 24 - 20 |  |
| 25 - 44           | 26,082        | 389             | 3,008                  | 1,932                                   | 7,060                      | 255                                      | 4,959                      | 1,144        | 2,243                                   | 4,164         | 928                      | 44 - 25 |  |
| 45 - 64           | 9,705         | 124             | 1,007                  | 714                                     | 2,174                      | 227                                      | 1,938                      | 397          | 905                                     | 1,541         | 678                      | 64 - 45 |  |
| 65+               | 787           | 4               | 67                     | 38                                      | 153                        | 57                                       | 300                        | 8            | 37                                      | 54            | 69                       | +65     |  |
| <b>Total</b>      | <b>43,893</b> | <b>927</b>      | <b>5,285</b>           | <b>2,989</b>                            | <b>11,920</b>              | <b>603</b>                               | <b>8,829</b>               | <b>1,759</b> | <b>3,577</b>                            | <b>6,284</b>  | <b>1,720</b>             |         |  |
| <b>Males</b>      |               |                 |                        |   |                            |  |                            |              |   |               |                          |         |  |
| 10 - 14           | 226           | 10              | 35                     | 5                                       | 101                        | 3  | 71                         | -            | 1                                       | -             | -                        | 14 - 10 |  |
| 15 - 19           | 1,972         | 125             | 421                    | 61                                      | 871                        | 22                                       | 437                        | 8            | 25                                      | -             | 2                        | 19 - 15 |  |
| 20 - 24           | 4,253         | 188             | 737                    | 233                                     | 1,493                      | 30                                       | 1,028                      | 88           | 189                                     | 230           | 37                       | 24 - 20 |  |
| 25 - 44           | 21,154        | 252             | 2,904                  | 1,916                                   | 6,735                      | 163                                      | 4,447                      | 518          | 1,306                                   | 2,166         | 747                      | 44 - 25 |  |
| 45 - 64           | 8,339         | 117             | 958                    | 711                                     | 2,072                      | 152                                      | 1,817                      | 271          | 603                                     | 1,082         | 556                      | 64 - 45 |  |
| 65+               | 747           | 2               | 65                     | 38                                      | 149                        | 48                                       | 290                        | 8            | 34                                      | 52            | 61                       | +65     |  |
| <b>Total</b>      | <b>36,691</b> | <b>694</b>      | <b>5,120</b>           | <b>2,964</b>                            | <b>11,421</b>              | <b>418</b>                               | <b>8,090</b>               | <b>893</b>   | <b>2,158</b>                            | <b>3,530</b>  | <b>1,403</b>             |         |  |
| <b>Females</b>    |               |                 |                        |   |                            |  |                            |              |   |               |                          |         |  |
| 10 - 14           | 1             | -               | -                      | -                                       | 1                          | -  | -                          | -            | -                                       | -             | -                        | 14 - 10 |  |
| 15 - 19           | 53            | 7               | 2                      | -                                       | 17                         | 1  | 13                         | 4            | 9                                       | -             | -                        | 19 - 15 |  |
| 20 - 24           | 814           | 80              | 8                      | 6                                       | 50                         | 8  | 83                         | 110          | 168                                     | 295           | 6                        | 24 - 20 |  |
| 25 - 44           | 4,928         | 137             | 104                    | 16                                      | 325                        | 92                                       | 512                        | 626          | 937                                     | 1,998         | 181                      | 44 - 25 |  |
| 45 - 64           | 1,366         | 7               | 49                     | 3                                       | 102                        | 75                                       | 121                        | 126          | 302                                     | 459           | 122                      | 64 - 45 |  |
| 65+               | 40            | 2               | 2                      | -                                       | 4                          | 9  | 10                         | -            | 3                                       | 2             | 8                        | +65     |  |
| <b>Total</b>      | <b>7,202</b>  | <b>233</b>      | <b>165</b>             | <b>25</b>                               | <b>499</b>                 | <b>185</b>                               | <b>739</b>                 | <b>866</b>   | <b>1,419</b>                            | <b>2,754</b>  | <b>317</b>               |         |  |

**Table 28 (Cont.): Employed and Unemployed Ever Worked Palestinian Population (10 Years and Over) in Nablus Governorate by Age Group, Sex, Main Occupation and Type of Locality, 2007**

(Rural )

| Age Group and Sex | Total         | Main Occupation |                        |   |                            |  |                            |            |   |               |                          |         |  |
|-------------------|---------------|-----------------|------------------------|---|----------------------------|--|----------------------------|------------|---|---------------|--------------------------|---------|--|
|                   |               | Not Stated      | Elementary Occupations | Plant, Machine Operators and Assemblers | Crafts and Related Workers | Skilled Agricultural and Fishery Workers | Services and Sales Workers | Clerks     | Technicians and Associate Professionals | Professionals | Legislators and Managers |         |  |
| <b>Both Sexes</b> |               |                 |                        |   |                            |  |                            |            |   |               |                          |         |  |
| 10 - 14           | 80            | 12              | 31                     | -                                       | 5                          | 22                                       | 8                          | -          | 2                                       | -             | -                        | 14 - 10 |  |
| 15 - 19           | 1,552         | 112             | 740                    | 54                                      | 307                        | 97                                       | 230                        | 1          | 10                                      | -             | 1                        | 19 - 15 |  |
| 20 - 24           | 3,272         | 154             | 1,033                  | 195                                     | 634                        | 84                                       | 700                        | 53         | 146                                     | 259           | 14                       | 24 - 20 |  |
| 25 - 44           | 14,437        | 190             | 3,363                  | 1,383                                   | 3,312                      | 513                                      | 2,560                      | 235        | 823                                     | 1,812         | 246                      | 44 - 25 |  |
| 45 - 64           | 4,290         | 59              | 862                    | 441                                     | 877                        | 406                                      | 639                        | 81         | 306                                     | 461           | 158                      | 64 - 45 |  |
| 65+               | 266           | 4               | 41                     | 16                                      | 16                         | 120                                      | 51                         | 3          | 5                                       | 3             | 7                        | +65     |  |
| <b>Total</b>      | <b>23,897</b> | <b>531</b>      | <b>6,070</b>           | <b>2,089</b>                            | <b>5,151</b>               | <b>1,242</b>                             | <b>4,188</b>               | <b>373</b> | <b>1,292</b>                            | <b>2,535</b>  | <b>426</b>               |         |  |
| <b>Males</b>      |               |                 |                        |   |                            |  |                            |            |   |               |                          |         |  |
| 10 - 14           | 72            | 10              | 29                     | -                                       | 4                          | 19                                       | 8                          | -          | 2                                       | -             | -                        | 14 - 10 |  |
| 15 - 19           | 1,497         | 105             | 730                    | 52                                      | 284                        | 92                                       | 224                        | -          | 9                                       | -             | 1                        | 19 - 15 |  |
| 20 - 24           | 2,966         | 133             | 1,027                  | 193                                     | 581                        | 79                                       | 683                        | 34         | 87                                      | 138           | 11                       | 24 - 20 |  |
| 25 - 44           | 12,868        | 157             | 3,291                  | 1,377                                   | 3,047                      | 466                                      | 2,436                      | 165        | 596                                     | 1,124         | 209                      | 44 - 25 |  |
| 45 - 64           | 3,987         | 56              | 834                    | 441                                     | 819                        | 367                                      | 600                        | 74         | 258                                     | 393           | 145                      | 64 - 45 |  |
| 65+               | 252           | 4               | 41                     | 16                                      | 13                         | 115                                      | 46                         | 3          | 4                                       | 3             | 7                        | +65     |  |
| <b>Total</b>      | <b>21,642</b> | <b>465</b>      | <b>5,952</b>           | <b>2,079</b>                            | <b>4,748</b>               | <b>1,138</b>                             | <b>3,997</b>               | <b>276</b> | <b>956</b>                              | <b>1,658</b>  | <b>373</b>               |         |  |
| <b>Females</b>    |               |                 |                        |   |                            |  |                            |            |   |               |                          |         |  |
| 10 - 14           | 8             | 2               | 2                      | -                                       | 1                          | 3  | -                          | -          | -                                       | -             | -                        | 14 - 10 |  |
| 15 - 19           | 55            | 7               | 10                     | 2                                       | 23                         | 5  | 6                          | 1          | 1                                       | -             | -                        | 19 - 15 |  |
| 20 - 24           | 306           | 21              | 6                      | 2                                       | 53                         | 5  | 17                         | 19         | 59                                      | 121           | 3                        | 24 - 20 |  |
| 25 - 44           | 1,569         | 33              | 72                     | 6                                       | 265                        | 47                                       | 124                        | 70         | 227                                     | 688           | 37                       | 44 - 25 |  |
| 45 - 64           | 303           | 3               | 28                     | -                                       | 58                         | 39                                       | 39                         | 7          | 48                                      | 68            | 13                       | 64 - 45 |  |
| 65+               | 14            | -               | -                      | -                                       | 3                          | 5  | 5                          | -          | 1                                       | -             | -                        | +65     |  |
| <b>Total</b>      | <b>2,255</b>  | <b>66</b>       | <b>118</b>             | <b>10</b>                               | <b>403</b>                 | <b>104</b>                               | <b>191</b>                 | <b>97</b>  | <b>336</b>                              | <b>877</b>    | <b>53</b>                |         |  |

2007

( 10)

:( ) 28

**Table 28 (Cont.): Employed and Unemployed Ever Worked Palestinian Population (10 Years and Over) in Nablus Governorate by Age Group, Sex, Main Occupation and Type of Locality, 2007**

(Camps )

| Age Group and Sex | Total        | Main Occupation |                        |   |                            |  |                            |            |   |               |                          |         |
|-------------------|--------------|-----------------|------------------------|---|----------------------------|--|----------------------------|------------|---|---------------|--------------------------|---------|
|                   |              | Not Stated      | Elementary Occupations | Plant, Machine Operators and Assemblers | Crafts and Related Workers | Skilled Agricultural and Fishery Workers | Services and Sales Workers | Clerks     | Technicians and Associate Professionals | Professionals | Legislators and Managers |         |
| <b>Both Sexes</b> |              |                 |                        |   |                            |  |                            |            |   |               |                          |         |
| 10 - 14           | 21           | 1               | 6                      | -                                       | 7                          | -  | 7                          | -          | -                                       | -             | -                        | 14 - 10 |
| 15 - 19           | 316          | 28              | 91                     | 9                                       | 111                        | 2  | 68                         | 5          | 1                                       | -             | 1                        | 19 - 15 |
| 20 - 24           | 766          | 31              | 176                    | 49                                      | 202                        | 1  | 192                        | 15         | 50                                      | 46            | 4                        | 24 - 20 |
| 25 - 44           | 4,051        | 37              | 940                    | 367                                     | 1,009                      | 6  | 891                        | 126        | 279                                     | 357           | 39                       | 44 - 25 |
| 45 - 64           | 1,151        | 5               | 324                    | 126                                     | 267                        | 7  | 202                        | 36         | 95                                      | 66            | 23                       | 64 - 45 |
| 65+               | 91           | -               | 26                     | 5                                       | 20                         | 1  | 28                         | 4          | 3                                       | -             | 4                        | +65     |
| <b>Total</b>      | <b>6,396</b> | <b>102</b>      | <b>1,563</b>           | <b>556</b>                              | <b>1,616</b>               | <b>17</b>                                | <b>1,388</b>               | <b>186</b> | <b>428</b>                              | <b>469</b>    | <b>71</b>                |         |
| <b>Males</b>      |              |                 |                        |   |                            |  |                            |            |   |               |                          |         |
| 10 - 14           | 20           | 1               | 6                      | -                                       | 7                          | -  | 6                          | -          | -                                       | -             | -                        | 14 - 10 |
| 15 - 19           | 303          | 28              | 89                     | 8                                       | 107                        | 2  | 65                         | 2          | 1                                       | -             | 1                        | 19 - 15 |
| 20 - 24           | 664          | 27              | 169                    | 47                                      | 197                        | 1  | 175                        | 5          | 20                                      | 19            | 4                        | 24 - 20 |
| 25 - 44           | 3,443        | 30              | 880                    | 363                                     | 905                        | 6  | 819                        | 67         | 146                                     | 193           | 34                       | 44 - 25 |
| 45 - 64           | 1,004        | 3               | 288                    | 126                                     | 236                        | 7  | 178                        | 27         | 64                                      | 55            | 20                       | 64 - 45 |
| 65+               | 87           | -               | 24                     | 5                                       | 19                         | 1  | 27                         | 4          | 3                                       | -             | 4                        | +65     |
| <b>Total</b>      | <b>5,521</b> | <b>89</b>       | <b>1,456</b>           | <b>549</b>                              | <b>1,471</b>               | <b>17</b>                                | <b>1,270</b>               | <b>105</b> | <b>234</b>                              | <b>267</b>    | <b>63</b>                |         |
| <b>Females</b>    |              |                 |                        |   |                            |  |                            |            |   |               |                          |         |
| 10 - 14           | 1            | -               | -                      | -                                       | -                          | -  | 1                          | -          | -                                       | -             | -                        | 14 - 10 |
| 15 - 19           | 13           | -               | 2                      | 1                                       | 4                          | -  | 3                          | 3          | -                                       | -             | -                        | 19 - 15 |
| 20 - 24           | 102          | 4               | 7                      | 2                                       | 5                          | -  | 17                         | 10         | 30                                      | 27            | -                        | 24 - 20 |
| 25 - 44           | 608          | 7               | 60                     | 4                                       | 104                        | -  | 72                         | 59         | 133                                     | 164           | 5                        | 44 - 25 |
| 45 - 64           | 147          | 2               | 36                     | -                                       | 31                         | -  | 24                         | 9          | 31                                      | 11            | 3                        | 64 - 45 |
| 65+               | 4            | -               | 2                      | -                                       | 1                          | -  | 1                          | -          | -                                       | -             | -                        | +65     |
| <b>Total</b>      | <b>875</b>   | <b>13</b>       | <b>107</b>             | <b>7</b>                                | <b>145</b>                 | <b>-</b>                                 | <b>118</b>                 | <b>81</b>  | <b>194</b>                              | <b>202</b>    | <b>8</b>                 |         |

**Table 29: Employed and Unemployed Ever Worked Palestinian Population (10 Years and Over) in Nablus Governorate by Age Group, Educational Attainment, Sex and Main Occupation, 2007**

| Sex        | Educational Attainment | Age Group    | Total         | Main Occupation |                        |   |                            |  |                            |            |   |               |            |         |         |                          |  |
|------------|------------------------|--------------|---------------|-----------------|------------------------|---|----------------------------|--|----------------------------|------------|---|---------------|------------|---------|---------|--------------------------|--|
|            |                        |              |               | Not Stated      | Elementary Occupations | Plant, Machine Operators and Assemblers | Crafts and Related Workers | Skilled Agricultural and Fishery Workers | Services and Sales Workers | Clerks     | Technicians and Associate Professionals | Professionals |            |         |         | Legislators and Managers |  |
| Both Sexes | Illiterate             | 10 - 14      | 1             | -               | 1                      | -                                       | -                          | -  | -                          | -          | -                                       | -             | -          | -       | 14 - 10 |                          |  |
|            |                        | 15 - 19      | 13            | -               | 3                      | -                                       | 5                          | 1  | 4                          | -          | -                                       | -             | -          | -       | 19 - 15 |                          |  |
|            |                        | 20 - 24      | 34            | 2               | 13                     | -                                       | 10                         | 4  | 5                          | -          | -                                       | -             | -          | -       | 24 - 20 |                          |  |
|            |                        | 25 - 44      | 288           | 9               | 129                    | 15                                      | 69                         | 41                                       | 24                         | 1          | -                                       | -             | -          | -       | 44 - 25 |                          |  |
|            |                        | 45 - 64      | 370           | 5               | 140                    | 25                                      | 63                         | 85                                       | 48                         | 1          | 3                                       | -             | -          | -       | 64 - 45 |                          |  |
|            |                        | 65+          | 182           | -               | 36                     | 7                                       | 19                         | 55                                       | 54                         | 1          | 3                                       | -             | -          | 7       | +65     |                          |  |
|            |                        | <b>Total</b> | <b>888</b>    | <b>16</b>       | <b>322</b>             | <b>47</b>                               | <b>166</b>                 | <b>186</b>                               | <b>135</b>                 | <b>3</b>   | <b>6</b>                                | <b>-</b>      | <b>7</b>   |         |         |                          |  |
|            | Can Read and Write     | 10 - 14      | 83            | 8               | 20                     | 1                                       | 27                         | 13                                       | 14                         | -          | -                                       | -             | -          | -       | 14 - 10 |                          |  |
|            |                        | 15 - 19      | 202           | 16              | 76                     | 3                                       | 59                         | 9  | 38                         | -          | 1                                       | -             | -          | -       | 19 - 15 |                          |  |
|            |                        | 20 - 24      | 401           | 26              | 153                    | 13                                      | 126                        | 14                                       | 62                         | 1          | 6                                       | -             | -          | -       | 24 - 20 |                          |  |
|            |                        | 25 - 44      | 2,489         | 38              | 910                    | 183                                     | 813                        | 128                                      | 366                        | 18         | 25                                      | -             | -          | 8       | 44 - 25 |                          |  |
|            |                        | 45 - 64      | 1,886         | 42              | 514                    | 190                                     | 561                        | 159                                      | 348                        | 20         | 25                                      | 4             | 23         | 64 - 45 |         |                          |  |
|            |                        | 65+          | 371           | 1               | 55                     | 25                                      | 69                         | 74                                       | 135                        | 2          | 2                                       | -             | 8          | +65     |         |                          |  |
|            |                        | <b>Total</b> | <b>5,432</b>  | <b>131</b>      | <b>1,728</b>           | <b>415</b>                              | <b>1,655</b>               | <b>397</b>                               | <b>963</b>                 | <b>41</b>  | <b>59</b>                               | <b>4</b>      | <b>39</b>  |         |         |                          |  |
|            | Elementary             | 10 - 14      | 228           | 14              | 47                     | 4                                       | 82                         | 12                                       | 67                         | -          | 2                                       | -             | -          | -       | 14 - 10 |                          |  |
|            |                        | 15 - 19      | 1,113         | 84              | 378                    | 35                                      | 383                        | 47                                       | 176                        | 4          | 6                                       | -             | -          | -       | 19 - 15 |                          |  |
|            |                        | 20 - 24      | 1,641         | 56              | 511                    | 101                                     | 601                        | 30                                       | 321                        | 6          | 11                                      | -             | 4          | 24 - 20 |         |                          |  |
|            |                        | 25 - 44      | 8,287         | 106             | 2,333                  | 880                                     | 3,100                      | 221                                      | 1,386                      | 67         | 123                                     | 5             | 66         | 44 - 25 |         |                          |  |
|            |                        | 45 - 64      | 3,477         | 37              | 791                    | 411                                     | 1,173                      | 188                                      | 656                        | 58         | 92                                      | 1             | 70         | 64 - 45 |         |                          |  |
|            |                        | 65+          | 294           | 4               | 25                     | 17                                      | 70                         | 30                                       | 110                        | 6          | 11                                      | -             | 21         | +65     |         |                          |  |
|            |                        | <b>Total</b> | <b>15,040</b> | <b>301</b>      | <b>4,085</b>           | <b>1,448</b>                            | <b>5,409</b>               | <b>528</b>                               | <b>2,716</b>               | <b>141</b> | <b>245</b>                              | <b>6</b>      | <b>161</b> |         |         |                          |  |

2007

( 10)

:( ) 29

**Table 29 (Cont.): Employed and Unemployed Ever Worked Palestinian Population (10 Years and Over) in Nablus Governorate by Age Group, Educational Attainment, Sex and Main Occupation, 2007**

| Sex        | Educational Attainment | Age Group    | Total         | Main Occupation |                        |   |                            |  |                            |            |   |               |                          |         |  |  |
|------------|------------------------|--------------|---------------|-----------------|------------------------|---|----------------------------|--|----------------------------|------------|---|---------------|--------------------------|---------|--|--|
|            |                        |              |               | Not Stated      | Elementary Occupations | Plant, Machine Operators and Assemblers | Crafts and Related Workers | Skilled Agricultural and Fishery Workers | Services and Sales Workers | Clerks     | Technicians and Associate Professionals | Professionals | Legislators and Managers |         |  |  |
| Both Sexes | Preparatory            | 10 - 14      | 16            | 1               | 4                      | -                                       | 5                          | -  | 5                          | -          | 1                                       | -             | -                        | 14 - 10 |  |  |
|            |                        | 15 - 19      | 2,114         | 135             | 675                    | 68                                      | 727                        | 55                                       | 424                        | 7          | 20                                      | -             | 3                        | 19 - 15 |  |  |
|            |                        | 20 - 24      | 3,452         | 140             | 905                    | 260                                     | 1,102                      | 48                                       | 875                        | 40         | 63                                      | 2             | 17                       | 24 - 20 |  |  |
|            |                        | 25 - 44      | 13,551        | 163             | 2,764                  | 1,669                                   | 4,742                      | 227                                      | 3,080                      | 241        | 478                                     | 14            | 173                      | 44 - 25 |  |  |
|            |                        | 45 - 64      | 2,753         | 35              | 433                    | 376                                     | 871                        | 109                                      | 639                        | 89         | 112                                     | 4             | 85                       | 64 - 45 |  |  |
|            |                        | 65+          | 108           | 2               | 13                     | 4                                       | 22                         | 14                                       | 40                         | -          | 8                                       | -             | 5                        | +65     |  |  |
|            |                        | <b>Total</b> | <b>21,994</b> | <b>476</b>      | <b>4,794</b>           | <b>2,377</b>                            | <b>7,469</b>               | <b>453</b>                               | <b>5,063</b>               | <b>377</b> | <b>682</b>                              | <b>20</b>     | <b>283</b>               |         |  |  |
|            | Secondary              | 10 - 14      | -             | -               | -                      | -                                       | -                          | -  | -                          | -          | -                                       | -             | -                        | 14 - 10 |  |  |
|            |                        | 15 - 19      | 435           | 35              | 121                    | 16                                      | 125                        | 10                                       | 103                        | 7          | 17                                      | -             | 1                        | 19 - 15 |  |  |
|            |                        | 20 - 24      | 1,448         | 56              | 280                    | 76                                      | 368                        | 19                                       | 488                        | 39         | 94                                      | 19            | 9                        | 24 - 20 |  |  |
|            |                        | 25 - 44      | 6,381         | 74              | 876                    | 641                                     | 1,829                      | 109                                      | 1,843                      | 256        | 546                                     | 52            | 155                      | 44 - 25 |  |  |
|            |                        | 45 - 64      | 1,787         | 30              | 194                    | 159                                     | 407                        | 61                                       | 502                        | 128        | 168                                     | 37            | 101                      | 64 - 45 |  |  |
|            |                        | 65+          | 54            | -               | 1                      | 4                                       | 7                          | 3  | 18                         | 2          | 6                                       | 1             | 12                       | +65     |  |  |
|            |                        | <b>Total</b> | <b>10,105</b> | <b>195</b>      | <b>1,472</b>           | <b>896</b>                              | <b>2,736</b>               | <b>202</b>                               | <b>2,954</b>               | <b>432</b> | <b>831</b>                              | <b>109</b>    | <b>278</b>               |         |  |  |
|            | Associate Diploma      | 10 - 14      | -             | -               | -                      | -                                       | -                          | -  | -                          | -          | -                                       | -             | -                        | 14 - 10 |  |  |
|            |                        | 15 - 19      | 13            | 1               | 1                      | 1                                       | 6                          | -  | 3                          | -          | 1                                       | -             | -                        | 19 - 15 |  |  |
|            |                        | 20 - 24      | 850           | 68              | 58                     | 27                                      | 140                        | 7  | 147                        | 78         | 222                                     | 95            | 8                        | 24 - 20 |  |  |
|            |                        | 25 - 44      | 4,260         | 66              | 182                    | 195                                     | 590                        | 22                                       | 734                        | 409        | 1,220                                   | 686           | 156                      | 44 - 25 |  |  |
|            |                        | 45 - 64      | 1,927         | 18              | 98                     | 95                                      | 168                        | 24                                       | 271                        | 109        | 703                                     | 325           | 116                      | 64 - 45 |  |  |
|            |                        | 65+          | 39            | 1               | 2                      | 1                                       | 1                          | 1  | 12                         | -          | 7                                       | 7             | 7                        | +65     |  |  |
|            |                        | <b>Total</b> | <b>7,089</b>  | <b>154</b>      | <b>341</b>             | <b>319</b>                              | <b>905</b>                 | <b>54</b>                                | <b>1,167</b>               | <b>596</b> | <b>2,153</b>                            | <b>1,113</b>  | <b>287</b>               |         |  |  |

2007

( 10)

:( ) 29

**Table 29 (Cont.): Employed and Unemployed Ever Worked Palestinian Population (10 Years and Over) in Nablus Governorate by Age Group, Educational Attainment, Sex and Main Occupation, 2007**

| Sex        | Educational Attainment | Age Group    | Total         | Main Occupation |                        |   |                            |  |                            |              |   |               |                          |         |   |         |  |  |
|------------|------------------------|--------------|---------------|-----------------|------------------------|---|----------------------------|--|----------------------------|--------------|---|---------------|--------------------------|---------|---|---------|--|--|
|            |                        |              |               | Not Stated      | Elementary Occupations | Plant, Machine Operators and Assemblers | Crafts and Related Workers | Skilled Agricultural and Fishery Workers | Services and Sales Workers | Clerks       | Technicians and Associate Professionals | Professionals | Legislators and Managers |         |   |         |  |  |
| Both Sexes | Bachelor and Above     | 10 - 14      | -             | -               | -                      | -                                       | -                          | -  | -                          | -            | -                                       | -             | -                        | -       | - | 14 - 10 |  |  |
|            |                        | 15 - 19      | -             | -               | -                      | -                                       | -                          | -  | -                          | -            | -                                       | -             | -                        | -       | - | 19 - 15 |  |  |
|            |                        | 20 - 24      | 1,278         | 105             | 34                     | 6                                       | 32                         | 1  | 104                        | 102          | 157                                     | 714           | 23                       | 24 - 20 |   |         |  |  |
|            |                        | 25 - 44      | 9,300         | 160             | 116                    | 99                                      | 236                        | 25                                       | 973                        | 510          | 951                                     | 5,575         | 655                      | 44 - 25 |   |         |  |  |
|            |                        | 45 - 64      | 2,941         | 21              | 22                     | 25                                      | 72                         | 14                                       | 314                        | 109          | 203                                     | 1,697         | 464                      | 64 - 45 |   |         |  |  |
|            |                        | 65+          | 96            | -               | 2                      | 1                                       | 1                          | 1  | 10                         | 4            | 8                                       | 49            | 20                       | +65     |   |         |  |  |
|            |                        | <b>Total</b> | <b>13,615</b> | <b>286</b>      | <b>174</b>             | <b>131</b>                              | <b>341</b>                 | <b>41</b>                                | <b>1,401</b>               | <b>725</b>   | <b>1,319</b>                            | <b>8,035</b>  | <b>1,162</b>             |         |   |         |  |  |
|            | Not Stated             | 10 - 14      | -             | -               | -                      | -                                       | -                          | -  | -                          | -            | -                                       | -             | -                        | 14 - 10 |   |         |  |  |
|            |                        | 15 - 19      | 3             | 1               | -                      | 1                                       | 1                          | -  | -                          | -            | -                                       | -             | -                        | 19 - 15 |   |         |  |  |
|            |                        | 20 - 24      | 1             | -               | -                      | -                                       | -                          | -  | 1                          | -            | -                                       | -             | -                        | 24 - 20 |   |         |  |  |
|            |                        | 25 - 44      | 14            | -               | 1                      | -                                       | 2                          | 1  | 4                          | 3            | 2                                       | 1             | -                        | 44 - 25 |   |         |  |  |
|            |                        | 45 - 64      | 5             | -               | 1                      | -                                       | 3                          | -  | 1                          | -            | -                                       | -             | -                        | 64 - 45 |   |         |  |  |
|            |                        | 65+          | -             | -               | -                      | -                                       | -                          | -  | -                          | -            | -                                       | -             | -                        | +65     |   |         |  |  |
|            |                        | <b>Total</b> | <b>23</b>     | <b>1</b>        | <b>2</b>               | <b>1</b>                                | <b>6</b>                   | <b>1</b>                                 | <b>6</b>                   | <b>3</b>     | <b>2</b>                                | <b>1</b>      | <b>-</b>                 |         |   |         |  |  |
|            | <b>Total</b>           | 10 - 14      | 328           | 23              | 72                     | 5                                       | 114                        | 25                                       | 86                         | -            | 3                                       | -             | -                        | 14 - 10 |   |         |  |  |
|            |                        | 15 - 19      | 3,893         | 272             | 1,254                  | 124                                     | 1,306                      | 122                                      | 748                        | 18           | 45                                      | -             | 4                        | 19 - 15 |   |         |  |  |
|            |                        | 20 - 24      | 9,105         | 453             | 1,954                  | 483                                     | 2,379                      | 123                                      | 2,003                      | 266          | 553                                     | 830           | 61                       | 24 - 20 |   |         |  |  |
|            |                        | 25 - 44      | 44,570        | 616             | 7,311                  | 3,682                                   | 11,381                     | 774                                      | 8,410                      | 1,505        | 3,345                                   | 6,333         | 1,213                    | 44 - 25 |   |         |  |  |
|            |                        | 45 - 64      | 15,146        | 188             | 2,193                  | 1,281                                   | 3,318                      | 640                                      | 2,779                      | 514          | 1,306                                   | 2,068         | 859                      | 64 - 45 |   |         |  |  |
|            |                        | 65+          | 1,144         | 8               | 134                    | 59                                      | 189                        | 178                                      | 379                        | 15           | 45                                      | 57            | 80                       | +65     |   |         |  |  |
|            |                        | <b>Total</b> | <b>74,186</b> | <b>1,560</b>    | <b>12,918</b>          | <b>5,634</b>                            | <b>18,687</b>              | <b>1,862</b>                             | <b>14,405</b>              | <b>2,318</b> | <b>5,297</b>                            | <b>9,288</b>  | <b>2,217</b>             |         |   |         |  |  |

2007

( 10)

:( ) 29

**Table 29 (Cont.): Employed and Unemployed Ever Worked Palestinian Population (10 Years and Over) in Nablus Governorate by Age Group, Educational Attainment, Sex and Main Occupation, 2007**

| Sex   | Educational Attainment | Age Group | Total        | Main Occupation |                        |   |                            |  |                            |              |   |               |          |            |         |                          |  |
|-------|------------------------|-----------|--------------|-----------------|------------------------|---|----------------------------|--|----------------------------|--------------|---|---------------|----------|------------|---------|--------------------------|--|
|       |                        |           |              | Not Stated      | Elementary Occupations | Plant, Machine Operators and Assemblers | Crafts and Related Workers | Skilled Agricultural and Fishery Workers | Services and Sales Workers | Clerks       | Technicians and Associate Professionals | Professionals |          |            |         | Legislators and Managers |  |
| Males | Illiterate             | 10 - 14   | 1            | -               | 1                      | -                                       | -                          | -  | -                          | -            | -                                       | -             | -        | -          | 14 - 10 |                          |  |
|       |                        | 15 - 19   | 13           | -               | 3                      | -                                       | 5                          | 1  | 4                          | -            | -                                       | -             | -        | -          | 19 - 15 |                          |  |
|       |                        | 20 - 24   | 33           | 2               | 13                     | -                                       | 10                         | 3  | 5                          | -            | -                                       | -             | -        | -          | 24 - 20 |                          |  |
|       |                        | 25 - 44   | 236          | 9               | 122                    | 15                                      | 44                         | 23                                       | 22                         | 1            | -                                       | -             | -        | -          | 44 - 25 |                          |  |
|       |                        | 45 - 64   | 267          | 5               | 116                    | 25                                      | 48                         | 36                                       | 34                         | -            | 3                                       | -             | -        | -          | 64 - 45 |                          |  |
|       |                        | 65+       | 153          | -               | 33                     | 7                                       | 16                         | 42                                       | 45                         | 1            | 2                                       | -             | -        | 7          | +65     |                          |  |
|       |                        |           | <b>Total</b> | <b>703</b>      | <b>16</b>              | <b>288</b>                              | <b>47</b>                  | <b>123</b>                               | <b>105</b>                 | <b>110</b>   | <b>2</b>                                | <b>5</b>      | <b>-</b> | <b>7</b>   |         |                          |  |
|       | Can Read and Write     | 10 - 14   | 76           | 7               | 18                     | 1                                       | 26                         | 11                                       | 13                         | -            | -                                       | -             | -        | -          | 14 - 10 |                          |  |
|       |                        | 15 - 19   | 195          | 16              | 74                     | 3                                       | 56                         | 9  | 36                         | -            | 1                                       | -             | -        | -          | 19 - 15 |                          |  |
|       |                        | 20 - 24   | 387          | 24              | 151                    | 13                                      | 120                        | 14                                       | 59                         | 1            | 5                                       | -             | -        | -          | 24 - 20 |                          |  |
|       |                        | 25 - 44   | 2,271        | 36              | 863                    | 182                                     | 717                        | 94                                       | 330                        | 17           | 24                                      | -             | -        | 8          | 44 - 25 |                          |  |
|       |                        | 45 - 64   | 1,723        | 38              | 484                    | 190                                     | 511                        | 117                                      | 320                        | 14           | 22                                      | 4             | 23       | 64 - 45    |         |                          |  |
|       |                        | 65+       | 362          | 1               | 54                     | 25                                      | 65                         | 74                                       | 131                        | 2            | 2                                       | -             | -        | 8          | +65     |                          |  |
|       |                        |           | <b>Total</b> | <b>5,014</b>    | <b>122</b>             | <b>1,644</b>                            | <b>414</b>                 | <b>1,495</b>                             | <b>319</b>                 | <b>889</b>   | <b>34</b>                               | <b>54</b>     | <b>4</b> | <b>39</b>  |         |                          |  |
|       | Elementary             | 10 - 14   | 225          | 13              | 47                     | 4                                       | 81                         | 11                                       | 67                         | -            | 2                                       | -             | -        | -          | 14 - 10 |                          |  |
|       |                        | 15 - 19   | 1,079        | 80              | 373                    | 35                                      | 365                        | 45                                       | 174                        | 1            | 6                                       | -             | -        | -          | 19 - 15 |                          |  |
|       |                        | 20 - 24   | 1,594        | 55              | 507                    | 100                                     | 577                        | 26                                       | 312                        | 5            | 8                                       | -             | -        | 4          | 24 - 20 |                          |  |
|       |                        | 25 - 44   | 7,743        | 100             | 2,254                  | 872                                     | 2,872                      | 174                                      | 1,251                      | 45           | 108                                     | 2             | 65       | 44 - 25    |         |                          |  |
|       |                        | 45 - 64   | 3,322        | 37              | 763                    | 410                                     | 1,111                      | 171                                      | 625                        | 52           | 84                                      | -             | 69       | 64 - 45    |         |                          |  |
|       |                        | 65+       | 293          | 4               | 25                     | 17                                      | 70                         | 30                                       | 109                        | 6            | 11                                      | -             | 21       | +65        |         |                          |  |
|       |                        |           | <b>Total</b> | <b>14,256</b>   | <b>289</b>             | <b>3,969</b>                            | <b>1,438</b>               | <b>5,076</b>                             | <b>457</b>                 | <b>2,538</b> | <b>109</b>                              | <b>219</b>    | <b>2</b> | <b>159</b> |         |                          |  |



**Table 29 (Cont.): Employed and Unemployed Ever Worked Palestinian Population (10 Years and Over) in Nablus Governorate by Age Group, Educational Attainment, Sex and Main Occupation, 2007**

| Sex   | Educational Attainment | Age Group    | Total         | Main Occupation |                        |   |                            |  |                            |            |   |               |                          |         |  |  |
|-------|------------------------|--------------|---------------|-----------------|------------------------|---|----------------------------|--|----------------------------|------------|---|---------------|--------------------------|---------|--|--|
|       |                        |              |               | Not Stated      | Elementary Occupations | Plant, Machine Operators and Assemblers | Crafts and Related Workers | Skilled Agricultural and Fishery Workers | Services and Sales Workers | Clerks     | Technicians and Associate Professionals | Professionals | Legislators and Managers |         |  |  |
| Males | Preparatory            | 10 - 14      | 16            | 1               | 4                      | -                                       | 5                          | -  | 5                          | -          | 1                                       | -             | -                        | 14 - 10 |  |  |
|       |                        | 15 - 19      | 2,067         | 130             | 670                    | 65                                      | 712                        | 52                                       | 412                        | 4          | 19                                      | -             | 3                        | 19 - 15 |  |  |
|       |                        | 20 - 24      | 3,284         | 134             | 893                    | 255                                     | 1,048                      | 42                                       | 824                        | 23         | 49                                      | -             | 16                       | 24 - 20 |  |  |
|       |                        | 25 - 44      | 12,695        | 144             | 2,685                  | 1,661                                   | 4,502                      | 196                                      | 2,795                      | 142        | 392                                     | 9             | 169                      | 44 - 25 |  |  |
|       |                        | 45 - 64      | 2,611         | 35              | 411                    | 374                                     | 834                        | 106                                      | 597                        | 73         | 98                                      | 2             | 81                       | 64 - 45 |  |  |
|       |                        | 65+          | 104           | 1               | 13                     | 4                                       | 21                         | 13                                       | 39                         | -          | 8                                       | -             | 5                        | +65     |  |  |
|       |                        | <b>Total</b> | <b>20,777</b> | <b>445</b>      | <b>4,676</b>           | <b>2,359</b>                            | <b>7,122</b>               | <b>409</b>                               | <b>4,672</b>               | <b>242</b> | <b>567</b>                              | <b>11</b>     | <b>274</b>               |         |  |  |
|       | Secondary              | 10 - 14      | -             | -               | -                      | -                                       | -                          | -  | -                          | -          | -                                       | -             | -                        | 14 - 10 |  |  |
|       |                        | 15 - 19      | 403           | 31              | 119                    | 16                                      | 117                        | 9  | 97                         | 5          | 8                                       | -             | 1                        | 19 - 15 |  |  |
|       |                        | 20 - 24      | 1,337         | 48              | 279                    | 75                                      | 354                        | 17                                       | 462                        | 19         | 62                                      | 12            | 9                        | 24 - 20 |  |  |
|       |                        | 25 - 44      | 5,822         | 60              | 857                    | 640                                     | 1,762                      | 104                                      | 1,716                      | 138        | 377                                     | 33            | 135                      | 44 - 25 |  |  |
|       |                        | 45 - 64      | 1,640         | 28              | 186                    | 159                                     | 391                        | 59                                       | 469                        | 93         | 139                                     | 27            | 89                       | 64 - 45 |  |  |
|       |                        | 65+          | 50            | -               | 1                      | 4                                       | 7                          | 3  | 18                         | 2          | 6                                       | 1             | 8                        | +65     |  |  |
|       |                        | <b>Total</b> | <b>9,252</b>  | <b>167</b>      | <b>1,442</b>           | <b>894</b>                              | <b>2,631</b>               | <b>192</b>                               | <b>2,762</b>               | <b>257</b> | <b>592</b>                              | <b>73</b>     | <b>242</b>               |         |  |  |
|       | Associate Diploma      | 10 - 14      | -             | -               | -                      | -                                       | -                          | -  | -                          | -          | -                                       | -             | -                        | 14 - 10 |  |  |
|       |                        | 15 - 19      | 12            | -               | 1                      | 1                                       | 6                          | -  | 3                          | -          | 1                                       | -             | -                        | 19 - 15 |  |  |
|       |                        | 20 - 24      | 598           | 41              | 56                     | 26                                      | 133                        | 7  | 130                        | 28         | 112                                     | 59            | 6                        | 24 - 20 |  |  |
|       |                        | 25 - 44      | 2,823         | 28              | 179                    | 191                                     | 565                        | 20                                       | 663                        | 149        | 566                                     | 344           | 118                      | 44 - 25 |  |  |
|       |                        | 45 - 64      | 1,440         | 13              | 97                     | 95                                      | 161                        | 23                                       | 249                        | 69         | 417                                     | 229           | 87                       | 64 - 45 |  |  |
|       |                        | 65+          | 32            | -               | 2                      | 1                                       | 1                          | 1  | 11                         | -          | 4                                       | 7             | 5                        | +65     |  |  |
|       |                        | <b>Total</b> | <b>4,905</b>  | <b>82</b>       | <b>335</b>             | <b>314</b>                              | <b>866</b>                 | <b>51</b>                                | <b>1,056</b>               | <b>246</b> | <b>1,100</b>                            | <b>639</b>    | <b>216</b>               |         |  |  |

2007

( 10)

:( ) 29

**Table 29 (Cont.): Employed and Unemployed Ever Worked Palestinian Population (10 Years and Over) in Nablus Governorate by Age Group, Educational Attainment, Sex and Main Occupation, 2007**

| Sex   | Educational Attainment | Age Group    | Total         | Main Occupation |                        |   |                            |  |                            |              |   |               |                          |          |         |  |  |
|-------|------------------------|--------------|---------------|-----------------|------------------------|---|----------------------------|--|----------------------------|--------------|---|---------------|--------------------------|----------|---------|--|--|
|       |                        |              |               | Not Stated      | Elementary Occupations | Plant, Machine Operators and Assemblers | Crafts and Related Workers | Skilled Agricultural and Fishery Workers | Services and Sales Workers | Clerks       | Technicians and Associate Professionals | Professionals | Legislators and Managers |          |         |  |  |
| Males | Bachelor and Above     | 10 - 14      | -             | -               | -                      | -                                       | -                          | -  | -                          | -            | -                                       | -             | -                        | -        | 14 - 10 |  |  |
|       |                        | 15 - 19      | -             | -               | -                      | -                                       | -                          | -  | -                          | -            | -                                       | -             | -                        | -        | 19 - 15 |  |  |
|       |                        | 20 - 24      | 649           | 44              | 34                     | 4                                       | 29                         | 1  | 93                         | 51           | 60                                      | 316           | 17                       | 24 - 20  |         |  |  |
|       |                        | 25 - 44      | 5,862         | 62              | 114                    | 95                                      | 223                        | 23                                       | 921                        | 255          | 580                                     | 3,094         | 495                      | 44 - 25  |         |  |  |
|       |                        | 45 - 64      | 2,323         | 20              | 22                     | 25                                      | 68                         | 14                                       | 301                        | 71           | 162                                     | 1,268         | 372                      | 64 - 45  |         |  |  |
|       |                        | 65+          | 92            | -               | 2                      | 1                                       | 1                          | 1  | 10                         | 4            | 8                                       | 47            | 18                       | +65      |         |  |  |
|       |                        | <b>Total</b> | <b>8,926</b>  | <b>126</b>      | <b>172</b>             | <b>125</b>                              | <b>321</b>                 | <b>39</b>                                | <b>1,325</b>               | <b>381</b>   | <b>810</b>                              | <b>4,725</b>  | <b>902</b>               |          |         |  |  |
|       | Not Stated             | 10 - 14      | -             | -               | -                      | -                                       | -                          | -  | -                          | -            | -                                       | -             | -                        | -        | 14 - 10 |  |  |
|       |                        | 15 - 19      | 3             | 1               | -                      | 1                                       | 1                          | -  | -                          | -            | -                                       | -             | -                        | -        | 19 - 15 |  |  |
|       |                        | 20 - 24      | 1             | -               | -                      | -                                       | -                          | -  | 1                          | -            | -                                       | -             | -                        | -        | 24 - 20 |  |  |
|       |                        | 25 - 44      | 13            | -               | 1                      | -                                       | 2                          | 1  | 4                          | 3            | 1                                       | 1             | -                        | -        | 44 - 25 |  |  |
|       |                        | 45 - 64      | 4             | -               | 1                      | -                                       | 3                          | -  | -                          | -            | -                                       | -             | -                        | -        | 64 - 45 |  |  |
|       |                        | 65+          | -             | -               | -                      | -                                       | -                          | -  | -                          | -            | -                                       | -             | -                        | -        | +65     |  |  |
|       |                        | <b>Total</b> | <b>21</b>     | <b>1</b>        | <b>2</b>               | <b>1</b>                                | <b>6</b>                   | <b>1</b>                                 | <b>5</b>                   | <b>3</b>     | <b>1</b>                                | <b>1</b>      | <b>-</b>                 | <b>-</b> |         |  |  |
|       | <b>Total</b>           | 10 - 14      | 318           | 21              | 70                     | 5                                       | 112                        | 22                                       | 85                         | -            | 3                                       | -             | -                        | -        | 14 - 10 |  |  |
|       |                        | 15 - 19      | 3,772         | 258             | 1,240                  | 121                                     | 1,262                      | 116                                      | 726                        | 10           | 35                                      | -             | 4                        | 19 - 15  |         |  |  |
|       |                        | 20 - 24      | 7,883         | 348             | 1,933                  | 473                                     | 2,271                      | 110                                      | 1,886                      | 127          | 296                                     | 387           | 52                       | 24 - 20  |         |  |  |
|       |                        | 25 - 44      | 37,465        | 439             | 7,075                  | 3,656                                   | 10,687                     | 635                                      | 7,702                      | 750          | 2,048                                   | 3,483         | 990                      | 44 - 25  |         |  |  |
|       |                        | 45 - 64      | 13,330        | 176             | 2,080                  | 1,278                                   | 3,127                      | 526                                      | 2,595                      | 372          | 925                                     | 1,530         | 721                      | 64 - 45  |         |  |  |
|       |                        | 65+          | 1,086         | 6               | 130                    | 59                                      | 181                        | 164                                      | 363                        | 15           | 41                                      | 55            | 72                       | +65      |         |  |  |
|       |                        | <b>Total</b> | <b>63,854</b> | <b>1,248</b>    | <b>12,528</b>          | <b>5,592</b>                            | <b>17,640</b>              | <b>1,573</b>                             | <b>13,357</b>              | <b>1,274</b> | <b>3,348</b>                            | <b>5,455</b>  | <b>1,839</b>             |          |         |  |  |

**Table 29 (Cont.): Employed and Unemployed Ever Worked Palestinian Population (10 Years and Over) in Nablus Governorate by Age Group, Educational Attainment, Sex and Main Occupation, 2007**

| Sex     | Educational Attainment | Age Group    | Total      | Main Occupation |                        |   |                            |  |                            |           |   |               |                          |   |   |   |         |         |  |  |
|---------|------------------------|--------------|------------|-----------------|------------------------|---|----------------------------|--|----------------------------|-----------|---|---------------|--------------------------|---|---|---|---------|---------|--|--|
|         |                        |              |            | Not Stated      | Elementary Occupations | Plant, Machine Operators and Assemblers | Crafts and Related Workers | Skilled Agricultural and Fishery Workers | Services and Sales Workers | Clerks    | Technicians and Associate Professionals | Professionals | Legislators and Managers |   |   |   |         |         |  |  |
| Females | Illiterate             | 10 - 14      | -          | -               | -                      | -                                       | -                          | -  | -                          | -         | -                                       | -             | -                        | - | - | - | 14 - 10 |         |  |  |
|         |                        | 15 - 19      | -          | -               | -                      | -                                       | -                          | -  | -                          | -         | -                                       | -             | -                        | - | - | - | -       | 19 - 15 |  |  |
|         |                        | 20 - 24      | 1          | -               | -                      | -                                       | -                          | 1  | -                          | -         | -                                       | -             | -                        | - | - | - | -       | 24 - 20 |  |  |
|         |                        | 25 - 44      | 52         | -               | 7                      | -                                       | 25                         | 18                                       | 2                          | -         | -                                       | -             | -                        | - | - | - | -       | 44 - 25 |  |  |
|         |                        | 45 - 64      | 103        | -               | 24                     | -                                       | 15                         | 49                                       | 14                         | 1         | -                                       | -             | -                        | - | - | - | -       | 64 - 45 |  |  |
|         |                        | 65+          | 29         | -               | 3                      | -                                       | 3                          | 13                                       | 9                          | -         | 1                                       | -             | -                        | - | - | - | -       | +65     |  |  |
|         |                        | <b>Total</b> | <b>185</b> | -               | <b>34</b>              | -                                       | <b>43</b>                  | <b>81</b>                                | <b>25</b>                  | <b>1</b>  | <b>1</b>                                | -             | -                        | - | - | - | -       |         |  |  |
|         | Can Read and Write     | 10 - 14      | 7          | 1               | 2                      | -                                       | 1                          | 2  | 1                          | -         | -                                       | -             | -                        | - | - | - | -       | 14 - 10 |  |  |
|         |                        | 15 - 19      | 7          | -               | 2                      | -                                       | 3                          | -  | 2                          | -         | -                                       | -             | -                        | - | - | - | -       | 19 - 15 |  |  |
|         |                        | 20 - 24      | 14         | 2               | 2                      | -                                       | 6                          | -  | 3                          | -         | 1                                       | -             | -                        | - | - | - | -       | 24 - 20 |  |  |
|         |                        | 25 - 44      | 218        | 2               | 47                     | 1                                       | 96                         | 34                                       | 36                         | 1         | 1                                       | -             | -                        | - | - | - | -       | 44 - 25 |  |  |
|         |                        | 45 - 64      | 163        | 4               | 30                     | -                                       | 50                         | 42                                       | 28                         | 6         | 3                                       | -             | -                        | - | - | - | -       | 64 - 45 |  |  |
|         |                        | 65+          | 9          | -               | 1                      | -                                       | 4                          | -  | 4                          | -         | -                                       | -             | -                        | - | - | - | -       | +65     |  |  |
|         |                        | <b>Total</b> | <b>418</b> | <b>9</b>        | <b>84</b>              | <b>1</b>                                | <b>160</b>                 | <b>78</b>                                | <b>74</b>                  | <b>7</b>  | <b>5</b>                                | -             | -                        | - | - | - | -       |         |  |  |
|         | Elementary             | 10 - 14      | 3          | 1               | -                      | -                                       | 1                          | 1  | -                          | -         | -                                       | -             | -                        | - | - | - | -       | 14 - 10 |  |  |
|         |                        | 15 - 19      | 34         | 4               | 5                      | -                                       | 18                         | 2  | 2                          | 3         | -                                       | -             | -                        | - | - | - | -       | 19 - 15 |  |  |
|         |                        | 20 - 24      | 47         | 1               | 4                      | 1                                       | 24                         | 4  | 9                          | 1         | 3                                       | -             | -                        | - | - | - | -       | 24 - 20 |  |  |
|         |                        | 25 - 44      | 544        | 6               | 79                     | 8                                       | 228                        | 47                                       | 135                        | 22        | 15                                      | 3             | 1                        | 1 | 1 | 1 | 1       | 44 - 25 |  |  |
|         |                        | 45 - 64      | 155        | -               | 28                     | 1                                       | 62                         | 17                                       | 31                         | 6         | 8                                       | 1             | 1                        | 1 | 1 | 1 | 1       | 64 - 45 |  |  |
|         |                        | 65+          | 1          | -               | -                      | -                                       | -                          | -  | 1                          | -         | -                                       | -             | -                        | - | - | - | -       | +65     |  |  |
|         |                        | <b>Total</b> | <b>784</b> | <b>12</b>       | <b>116</b>             | <b>10</b>                               | <b>333</b>                 | <b>71</b>                                | <b>178</b>                 | <b>32</b> | <b>26</b>                               | <b>4</b>      | <b>2</b>                 |   |   |   |         |         |  |  |

2007

( 10)

:( ) 29

**Table 29 (Cont.): Employed and Unemployed Ever Worked Palestinian Population (10 Years and Over) in Nablus Governorate by Age Group, Educational Attainment, Sex and Main Occupation, 2007**

| Sex     | Educational Attainment | Age Group    | Total        | Main Occupation |                        |   |                            |  |                            |            |   |               |           |         |         |                          |  |
|---------|------------------------|--------------|--------------|-----------------|------------------------|---|----------------------------|--|----------------------------|------------|---|---------------|-----------|---------|---------|--------------------------|--|
|         |                        |              |              | Not Stated      | Elementary Occupations | Plant, Machine Operators and Assemblers | Crafts and Related Workers | Skilled Agricultural and Fishery Workers | Services and Sales Workers | Clerks     | Technicians and Associate Professionals | Professionals |           |         |         | Legislators and Managers |  |
| Females | Preparatory            | 10 - 14      | -            | -               | -                      | -                                       | -                          | -  | -                          | -          | -                                       | -             | -         | -       | 14 - 10 |                          |  |
|         |                        | 15 - 19      | 47           | 5               | 5                      | 3                                       | 15                         | 3  | 12                         | 3          | 1                                       | -             | -         | 19 - 15 |         |                          |  |
|         |                        | 20 - 24      | 168          | 6               | 12                     | 5                                       | 54                         | 6  | 51                         | 17         | 14                                      | 2             | 1         | 24 - 20 |         |                          |  |
|         |                        | 25 - 44      | 856          | 19              | 79                     | 8                                       | 240                        | 31                                       | 285                        | 99         | 86                                      | 5             | 4         | 44 - 25 |         |                          |  |
|         |                        | 45 - 64      | 142          | -               | 22                     | 2                                       | 37                         | 3  | 42                         | 16         | 14                                      | 2             | 4         | 64 - 45 |         |                          |  |
|         |                        | 65+          | 4            | 1               | -                      | -                                       | 1                          | 1  | 1                          | -          | -                                       | -             | -         | +65     |         |                          |  |
|         |                        | <b>Total</b> | <b>1,217</b> | <b>31</b>       | <b>118</b>             | <b>18</b>                               | <b>347</b>                 | <b>44</b>                                | <b>391</b>                 | <b>135</b> | <b>115</b>                              | <b>9</b>      | <b>9</b>  |         |         |                          |  |
|         | Secondary              | 10 - 14      | -            | -               | -                      | -                                       | -                          | -  | -                          | -          | -                                       | -             | -         | 14 - 10 |         |                          |  |
|         |                        | 15 - 19      | 32           | 4               | 2                      | -                                       | 8                          | 1  | 6                          | 2          | 9                                       | -             | -         | 19 - 15 |         |                          |  |
|         |                        | 20 - 24      | 111          | 8               | 1                      | 1                                       | 14                         | 2  | 26                         | 20         | 32                                      | 7             | -         | 24 - 20 |         |                          |  |
|         |                        | 25 - 44      | 559          | 14              | 19                     | 1                                       | 67                         | 5  | 127                        | 118        | 169                                     | 19            | 20        | 44 - 25 |         |                          |  |
|         |                        | 45 - 64      | 147          | 2               | 8                      | -                                       | 16                         | 2  | 33                         | 35         | 29                                      | 10            | 12        | 64 - 45 |         |                          |  |
|         |                        | 65+          | 4            | -               | -                      | -                                       | -                          | -  | -                          | -          | -                                       | -             | 4         | +65     |         |                          |  |
|         |                        | <b>Total</b> | <b>853</b>   | <b>28</b>       | <b>30</b>              | <b>2</b>                                | <b>105</b>                 | <b>10</b>                                | <b>192</b>                 | <b>175</b> | <b>239</b>                              | <b>36</b>     | <b>36</b> |         |         |                          |  |
|         | Associate Diploma      | 10 - 14      | -            | -               | -                      | -                                       | -                          | -  | -                          | -          | -                                       | -             | -         | 14 - 10 |         |                          |  |
|         |                        | 15 - 19      | 1            | 1               | -                      | -                                       | -                          | -  | -                          | -          | -                                       | -             | -         | 19 - 15 |         |                          |  |
|         |                        | 20 - 24      | 252          | 27              | 2                      | 1                                       | 7                          | -  | 17                         | 50         | 110                                     | 36            | 2         | 24 - 20 |         |                          |  |
|         |                        | 25 - 44      | 1,437        | 38              | 3                      | 4                                       | 25                         | 2  | 71                         | 260        | 654                                     | 342           | 38        | 44 - 25 |         |                          |  |
|         |                        | 45 - 64      | 487          | 5               | 1                      | -                                       | 7                          | 1  | 22                         | 40         | 286                                     | 96            | 29        | 64 - 45 |         |                          |  |
|         |                        | 65+          | 7            | 1               | -                      | -                                       | -                          | -  | 1                          | -          | 3                                       | -             | 2         | +65     |         |                          |  |
|         |                        | <b>Total</b> | <b>2,184</b> | <b>72</b>       | <b>6</b>               | <b>5</b>                                | <b>39</b>                  | <b>3</b>                                 | <b>111</b>                 | <b>350</b> | <b>1,053</b>                            | <b>474</b>    | <b>71</b> |         |         |                          |  |

2007

( 10)

:( ) 29

**Table 29 (Cont.): Employed and Unemployed Ever Worked Palestinian Population (10 Years and Over) in Nablus Governorate by Age Group, Educational Attainment, Sex and Main Occupation, 2007**

| Sex          | Educational Attainment | Age Group     | Total        | Main Occupation |                        |   |                            |  |                            |              |   |               |                          |          |          |          |          |          |          |
|--------------|------------------------|---------------|--------------|-----------------|------------------------|---|----------------------------|--|----------------------------|--------------|---|---------------|--------------------------|----------|----------|----------|----------|----------|----------|
|              |                        |               |              | Not Stated      | Elementary Occupations | Plant, Machine Operators and Assemblers | Crafts and Related Workers | Skilled Agricultural and Fishery Workers | Services and Sales Workers | Clerks       | Technicians and Associate Professionals | Professionals | Legislators and Managers |          |          |          |          |          |          |
| Females      | Bachelor and Above     | 10 - 14       | -            | -               | -                      | -                                       | -                          | -  | -                          | -            | -                                       | -             | -                        | -        | -        | 14 - 10  |          |          |          |
|              |                        | 15 - 19       | -            | -               | -                      | -                                       | -                          | -  | -                          | -            | -                                       | -             | -                        | -        | -        | -        | 19 - 15  |          |          |
|              |                        | 20 - 24       | 629          | 61              | -                      | 2                                       | 3                          | -  | 11                         | 51           | 97                                      | 398           | 6                        | 24 - 20  |          |          |          |          |          |
|              |                        | 25 - 44       | 3,438        | 98              | 2                      | 4                                       | 13                         | 2  | 52                         | 255          | 371                                     | 2,481         | 160                      | 44 - 25  |          |          |          |          |          |
|              |                        | 45 - 64       | 618          | 1               | -                      | -                                       | 4                          | -  | 13                         | 38           | 41                                      | 429           | 92                       | 64 - 45  |          |          |          |          |          |
|              |                        | 65+           | 4            | -               | -                      | -                                       | -                          | -  | -                          | -            | -                                       | 2             | 2                        | +65      |          |          |          |          |          |
|              |                        | <b>Total</b>  | <b>4,689</b> | <b>160</b>      | <b>2</b>               | <b>6</b>                                | <b>20</b>                  | <b>2</b>                                 | <b>76</b>                  | <b>344</b>   | <b>509</b>                              | <b>3,310</b>  | <b>260</b>               |          |          |          |          |          |          |
|              | Not Stated             | 10 - 14       | -            | -               | -                      | -                                       | -                          | -  | -                          | -            | -                                       | -             | -                        | -        | -        | 14 - 10  |          |          |          |
|              |                        | 15 - 19       | -            | -               | -                      | -                                       | -                          | -  | -                          | -            | -                                       | -             | -                        | -        | -        | 19 - 15  |          |          |          |
|              |                        | 20 - 24       | -            | -               | -                      | -                                       | -                          | -  | -                          | -            | -                                       | -             | -                        | -        | -        | 24 - 20  |          |          |          |
|              |                        | 25 - 44       | 1            | -               | -                      | -                                       | -                          | -  | -                          | -            | 1                                       | -             | -                        | 44 - 25  |          |          |          |          |          |
|              |                        | 45 - 64       | 1            | -               | -                      | -                                       | -                          | -  | 1                          | -            | -                                       | -             | -                        | 64 - 45  |          |          |          |          |          |
|              |                        | 65+           | -            | -               | -                      | -                                       | -                          | -  | -                          | -            | -                                       | -             | -                        | -        | +65      |          |          |          |          |
|              |                        | <b>Total</b>  | <b>2</b>     | <b>-</b>        | <b>-</b>               | <b>-</b>                                | <b>-</b>                   | <b>-</b>                                 | <b>1</b>                   | <b>-</b>     | <b>1</b>                                | <b>-</b>      | <b>-</b>                 | <b>-</b> | <b>-</b> | <b>-</b> | <b>-</b> | <b>-</b> | <b>-</b> |
|              | <b>Total</b>           | 10 - 14       | 10           | 2               | 2                      | -                                       | 2                          | 3  | 1                          | -            | -                                       | -             | -                        | -        | -        | 14 - 10  |          |          |          |
|              |                        | 15 - 19       | 121          | 14              | 14                     | 3                                       | 44                         | 6  | 22                         | 8            | 10                                      | -             | -                        | -        | -        | 19 - 15  |          |          |          |
|              |                        | 20 - 24       | 1,222        | 105             | 21                     | 10                                      | 108                        | 13                                       | 117                        | 139          | 257                                     | 443           | 9                        | 24 - 20  |          |          |          |          |          |
|              |                        | 25 - 44       | 7,105        | 177             | 236                    | 26                                      | 694                        | 139                                      | 708                        | 755          | 1,297                                   | 2,850         | 223                      | 44 - 25  |          |          |          |          |          |
|              |                        | 45 - 64       | 1,816        | 12              | 113                    | 3                                       | 191                        | 114                                      | 184                        | 142          | 381                                     | 538           | 138                      | 64 - 45  |          |          |          |          |          |
|              |                        | 65+           | 58           | 2               | 4                      | -                                       | 8                          | 14                                       | 16                         | -            | 4                                       | 2             | 8                        | +65      |          |          |          |          |          |
| <b>Total</b> |                        | <b>10,332</b> | <b>312</b>   | <b>390</b>      | <b>42</b>              | <b>1,047</b>                            | <b>289</b>                 | <b>1,048</b>                             | <b>1,044</b>               | <b>1,949</b> | <b>3,833</b>                            | <b>378</b>    |                          |          |          |          |          |          |          |

2007

( 10)

:30

**Table 30: Employed and Unemployed Ever Worked Palestinian Population (10 Years and Over) in Nablus Governorate by Economic Activity, Sex, Age Group and Type of Locality, 2007**

(Total )

| Economic Activity & Sex                                | Total         | Age Group    |              |              |              |              |              |               |               |               |              |              |            |
|--|---------------|--------------|--------------|--------------|--------------|--------------|--------------|---------------|---------------|---------------|--------------|--------------|------------|
|  |               | +65          | 64 - 60      | 59 - 55      | 54 - 50      | 49 - 45      | 44 - 40      | 39 - 35       | 34 - 30       | 29 - 25       | 24 - 20      | 19 - 15      | 14 - 10    |
| <b>Both Sexes</b>                                      |               |              |              |              |              |              |              |               |               |               |              |              |            |
| Agriculture, Hunting and Forestry                      | 3,315         | 186          | 114          | 178          | 194          | 285          | 346          | 372           | 385           | 385           | 423          | 408          | 39         |
| Fishing  | 2             | -            | -            | -            | 1            | -            | 1            | -             | -             | -             | -            | -            | -          |
| Mining and Quarrying                                   | 355           | 3            | -            | 8            | 20           | 26           | 44           | 64            | 67            | 47            | 51           | 25           | -          |
| Manufacturing  | 12,141        | 201          | 230          | 351          | 532          | 1,039        | 1,443        | 1,644         | 1,989         | 2,014         | 1,642        | 951          | 105        |
| Electricity, Gas and Water Supply                      | 78            | -            | 3            | 4            | 4            | 10           | 9            | 11            | 12            | 16            | 8            | 1            | -          |
| Construction   | 13,733        | 55           | 144          | 303          | 652          | 1,191        | 1,796        | 2,120         | 2,423         | 2,151         | 1,874        | 990          | 34         |
| Whole sale and Retail Trade                            | 13,948        | 442          | 396          | 568          | 859          | 1,323        | 1,885        | 1,905         | 1,942         | 1,975         | 1,694        | 855          | 104        |
| Hotels and Restaurants                                 | 1,340         | 21           | 30           | 43           | 56           | 120          | 169          | 192           | 170           | 204           | 196          | 127          | 12         |
| Transport, Storage and Communication                   | 4,714         | 46           | 73           | 168          | 310          | 477          | 703          | 819           | 894           | 790           | 392          | 41           | 1          |
| Financial Intermediation                               | 1,066         | 6            | 10           | 30           | 54           | 123          | 150          | 182           | 161           | 207           | 140          | 3            | -          |
| Real-estate, Renting and Business Activities           | 1,978         | 38           | 47           | 76           | 103          | 209          | 249          | 198           | 276           | 478           | 277          | 23           | 4          |
| Public Administration and Defense                      | 7,762         | 23           | 52           | 265          | 374          | 757          | 975          | 1,329         | 1,548         | 1,484         | 874          | 80           | 1          |
| Education  | 7,241         | 39           | 65           | 410          | 553          | 956          | 1,163        | 1,129         | 1,151         | 1,207         | 547          | 20           | 1          |
| Health and Social Work                                 | 2,245         | 27           | 33           | 123          | 167          | 241          | 336          | 398           | 381           | 325           | 199          | 15           | -          |
| Other Community Social and Personal service Activities | 2,002         | 43           | 32           | 77           | 108          | 183          | 286          | 299           | 307           | 334           | 257          | 72           | 4          |
| Private Households with Employed Persons               | 35            | -            | 1            | 2            | 6            | 6            | 6            | 8             | 1             | 3             | 1            | 1            | -          |
| Extraterritorial Organizations and Bodies              | 550           | 4            | 7            | 26           | 38           | 87           | 75           | 81            | 86            | 93            | 49           | 4            | -          |
| Not Stated   | 1,681         | 10           | 24           | 38           | 64           | 87           | 97           | 115           | 152           | 313           | 481          | 277          | 23         |
| <b>Total</b>   | <b>74,186</b> | <b>1,144</b> | <b>1,261</b> | <b>2,670</b> | <b>4,095</b> | <b>7,120</b> | <b>9,733</b> | <b>10,866</b> | <b>11,945</b> | <b>12,026</b> | <b>9,105</b> | <b>3,893</b> | <b>328</b> |

2007

( 10)

:( ) 30

**Table 30 (Cont.): Employed and Unemployed Ever Worked Palestinian Population (10 Years and Over) in Nablus Governorate by Economic Activity, Sex, Age Group and Type of Locality, 2007**

(Total )

| Economic Activity & Sex                                | Total         | Age Group    |              |              |              |              |              |              |               |              |              |              |            |
|--|---------------|--------------|--------------|--------------|--------------|--------------|--------------|--------------|---------------|--------------|--------------|--------------|------------|
|  |               | +65          | 64 - 60      | 59 - 55      | 54 - 50      | 49 - 45      | 44 - 40      | 39 - 35      | 34 - 30       | 29 - 25      | 24 - 20      | 19 - 15      | 14 - 10    |
| <b>Males</b>   |               |              |              |              |              |              |              |              |               |              |              |              |            |
| Agriculture, Hunting and Forestry                      | 3,015         | 175          | 92           | 154          | 175          | 241          | 295          | 334          | 349           | 363          | 410          | 393          | 34         |
| Fishing  | 2             | -            | -            | -            | 1            | -            | 1            | -            | -             | -            | -            | -            | -          |
| Mining and Quarrying                                   | 355           | 3            | -            | 8            | 20           | 26           | 44           | 64           | 67            | 47           | 51           | 25           | -          |
| Manufacturing  | 10,924        | 190          | 215          | 333          | 475          | 918          | 1,265        | 1,448        | 1,764         | 1,818        | 1,493        | 902          | 103        |
| Electricity, Gas and Water Supply                      | 72            | -            | 3            | 4            | 4            | 10           | 9            | 10           | 12            | 13           | 6            | 1            | -          |
| Construction   | 13,669        | 55           | 144          | 303          | 652          | 1,190        | 1,793        | 2,115        | 2,400         | 2,132        | 1,862        | 989          | 34         |
| Whole sale and Retail Trade                            | 13,198        | 427          | 376          | 543          | 824          | 1,264        | 1,787        | 1,797        | 1,822         | 1,834        | 1,580        | 841          | 103        |
| Hotels and Restaurants                                 | 1,311         | 20           | 29           | 43           | 55           | 119          | 164          | 186          | 166           | 199          | 194          | 124          | 12         |
| Transport, Storage and Communication                   | 4,520         | 46           | 73           | 168          | 308          | 472          | 688          | 799          | 846           | 716          | 362          | 41           | 1          |
| Financial Intermediation                               | 806           | 6            | 10           | 28           | 49           | 109          | 109          | 130          | 116           | 151          | 95           | 3            | -          |
| Real-estate, Renting and Business Activities           | 1,560         | 36           | 44           | 73           | 99           | 190          | 201          | 146          | 205           | 346          | 195          | 21           | 4          |
| Public Administration and Defense                      | 6,755         | 22           | 51           | 245          | 325          | 657          | 841          | 1,117        | 1,298         | 1,315        | 805          | 78           | 1          |
| Education  | 3,387         | 34           | 55           | 284          | 353          | 498          | 561          | 540          | 466           | 417          | 165          | 13           | 1          |
| Health and Social Work                                 | 1,177         | 23           | 25           | 93           | 104          | 140          | 146          | 202          | 201           | 151          | 84           | 8            | -          |
| Other Community Social and Personal service Activities | 1,358         | 37           | 29           | 65           | 89           | 135          | 178          | 191          | 178           | 206          | 181          | 65           | 4          |
| Private Households with Employed Persons               | 11            | -            | -            | 1            | 1            | 1            | 3            | 2            | -             | 1            | 1            | 1            | -          |
| Extraterritorial Organizations and Bodies              | 382           | 4            | 6            | 24           | 33           | 72           | 55           | 56           | 45            | 51           | 32           | 4            | -          |
| Not Stated   | 1,352         | 8            | 24           | 34           | 61           | 81           | 75           | 86           | 106           | 226          | 367          | 263          | 21         |
| <b>Total</b>   | <b>63,854</b> | <b>1,086</b> | <b>1,176</b> | <b>2,403</b> | <b>3,628</b> | <b>6,123</b> | <b>8,215</b> | <b>9,223</b> | <b>10,041</b> | <b>9,986</b> | <b>7,883</b> | <b>3,772</b> | <b>318</b> |

2007

( 10)

:( ) 30

**Table 30 (Cont.): Employed and Unemployed Ever Worked Palestinian Population (10 Years and Over) in Nablus Governorate by Economic Activity, Sex, Age Group and Type of Locality, 2007**

(Total )

| Economic Activity & Sex                                | Total         | Age Group |           |            |            |            |              |              |              |              |              |            |           |
|--|---------------|-----------|-----------|------------|------------|------------|--------------|--------------|--------------|--------------|--------------|------------|-----------|
|  |               | +65       | 64 - 60   | 59 - 55    | 54 - 50    | 49 - 45    | 44 - 40      | 39 - 35      | 34 - 30      | 29 - 25      | 24 - 20      | 19 - 15    |           |
| <b>Females</b>   |               |           |           |            |            |            |              |              |              |              |              |            |           |
| Agriculture, Hunting and Forestry                      | 300           | 11        | 22        | 24         | 19         | 44         | 51           | 38           | 36           | 22           | 13           | 15         | 5         |
| Fishing  | -             | -         | -         | -          | -          | -          | -            | -            | -            | -            | -            | -          | -         |
| Mining and Quarrying                                   | -             | -         | -         | -          | -          | -          | -            | -            | -            | -            | -            | -          | -         |
| Manufacturing  | 1,217         | 11        | 15        | 18         | 57         | 121        | 178          | 196          | 225          | 196          | 149          | 49         | 2         |
| Electricity, Gas and Water Supply                      | 6             | -         | -         | -          | -          | -          | -            | 1            | -            | 3            | 2            | -          | -         |
| Construction   | 64            | -         | -         | -          | -          | 1          | 3            | 5            | 23           | 19           | 12           | 1          | -         |
| Whole sale and Retail Trade                            | 750           | 15        | 20        | 25         | 35         | 59         | 98           | 108          | 120          | 141          | 114          | 14         | 1         |
| Hotels and Restaurants                                 | 29            | 1         | 1         | -          | 1          | 1          | 5            | 6            | 4            | 5            | 2            | 3          | -         |
| Transport, Storage and Communication                   | 194           | -         | -         | -          | 2          | 5          | 15           | 20           | 48           | 74           | 30           | -          | -         |
| Financial Intermediation                               | 260           | -         | -         | 2          | 5          | 14         | 41           | 52           | 45           | 56           | 45           | -          | -         |
| Real-estate, Renting and Business Activities           | 418           | 2         | 3         | 3          | 4          | 19         | 48           | 52           | 71           | 132          | 82           | 2          | -         |
| Public Administration and Defense                      | 1,007         | 1         | 1         | 20         | 49         | 100        | 134          | 212          | 250          | 169          | 69           | 2          | -         |
| Education  | 3,854         | 5         | 10        | 126        | 200        | 458        | 602          | 589          | 685          | 790          | 382          | 7          | -         |
| Health and Social Work                                 | 1,068         | 4         | 8         | 30         | 63         | 101        | 190          | 196          | 180          | 174          | 115          | 7          | -         |
| Other Community Social and Personal service Activities | 644           | 6         | 3         | 12         | 19         | 48         | 108          | 108          | 129          | 128          | 76           | 7          | -         |
| Private Households with Employed Persons               | 24            | -         | 1         | 1          | 5          | 5          | 3            | 6            | 1            | 2            | -            | -          | -         |
| Extraterritorial Organizations and Bodies              | 168           | -         | 1         | 2          | 5          | 15         | 20           | 25           | 41           | 42           | 17           | -          | -         |
| Not Stated   | 329           | 2         | -         | 4          | 3          | 6          | 22           | 29           | 46           | 87           | 114          | 14         | 2         |
| <b>Total</b>   | <b>10,332</b> | <b>58</b> | <b>85</b> | <b>267</b> | <b>467</b> | <b>997</b> | <b>1,518</b> | <b>1,643</b> | <b>1,904</b> | <b>2,040</b> | <b>1,222</b> | <b>121</b> | <b>10</b> |



2007

( 10)

:( ) 30

**Table 30 (Cont.): Employed and Unemployed Ever Worked Palestinian Population (10 Years and Over) in Nablus Governorate by Economic Activity, Sex, Age Group and Type of Locality, 2007**

(Urban )

| Economic Activity & Sex                                | Total         | Age Group  |            |              |              |              |              |              |              |              |              |              |            |
|--|---------------|------------|------------|--------------|--------------|--------------|--------------|--------------|--------------|--------------|--------------|--------------|------------|
|  |               | +65        | 64 - 60    | 59 - 55      | 54 - 50      | 49 - 45      | 44 - 40      | 39 - 35      | 34 - 30      | 29 - 25      | 24 - 20      | 19 - 15      | 14 - 10    |
| <b>Both Sexes</b>                                      |               |            |            |              |              |              |              |              |              |              |              |              |            |
| Agriculture, Hunting and Forestry                      | 765           | 57         | 41         | 54           | 60           | 95           | 95           | 83           | 88           | 71           | 67           | 48           | 6          |
| Fishing  | -             | -          | -          | -            | -            | -            | -            | -            | -            | -            | -            | -            | -          |
| Mining and Quarrying                                   | 192           | 2          | -          | 5            | 12           | 15           | 23           | 31           | 36           | 30           | 27           | 11           | -          |
| Manufacturing  | 8,262         | 162        | 177        | 281          | 378          | 738          | 1,005        | 1,083        | 1,252        | 1,364        | 1,094        | 636          | 92         |
| Electricity, Gas and Water Supply                      | 38            | -          | 2          | 1            | 2            | 3            | 6            | 4            | 7            | 6            | 7            | -            | -          |
| Construction   | 6,552         | 24         | 79         | 149          | 307          | 586          | 877          | 983          | 1,163        | 1,021        | 896          | 451          | 16         |
| Whole sale and Retail Trade                            | 9,528         | 343        | 279        | 418          | 610          | 933          | 1,312        | 1,269        | 1,291        | 1,329        | 1,112        | 546          | 86         |
| Hotels and Restaurants                                 | 734           | 19         | 21         | 35           | 33           | 72           | 82           | 98           | 88           | 102          | 105          | 70           | 9          |
| Transport, Storage and Communication                   | 2,694         | 29         | 35         | 107          | 182          | 277          | 397          | 446          | 493          | 491          | 216          | 20           | 1          |
| Financial Intermediation                               | 817           | 6          | 7          | 21           | 45           | 93           | 116          | 144          | 139          | 146          | 98           | 2            | -          |
| Real-estate, Renting and Business Activities           | 1,429         | 27         | 37         | 57           | 77           | 152          | 186          | 139          | 208          | 337          | 193          | 14           | 2          |
| Public Administration and Defense                      | 4,289         | 15         | 33         | 194          | 261          | 523          | 622          | 801          | 799          | 677          | 336          | 27           | 1          |
| Education  | 4,464         | 37         | 50         | 278          | 380          | 604          | 714          | 652          | 697          | 705          | 333          | 14           | -          |
| Health and Social Work                                 | 1,587         | 25         | 31         | 102          | 133          | 185          | 241          | 280          | 258          | 202          | 120          | 10           | -          |
| Other Community Social and Personal service Activities | 1,311         | 37         | 21         | 51           | 66           | 119          | 184          | 193          | 205          | 221          | 168          | 42           | 4          |
| Private Households with Employed Persons               | 7             | -          | -          | -            | 2            | -            | 1            | 3            | 1            | -            | -            | -            | -          |
| Extraterritorial Organizations and Bodies              | 240           | -          | 1          | 6            | 14           | 39           | 34           | 36           | 45           | 49           | 15           | 1            | -          |
| Not Stated   | 984           | 4          | 12         | 27           | 42           | 55           | 57           | 70           | 94           | 200          | 280          | 133          | 10         |
| <b>Total</b>   | <b>43,893</b> | <b>787</b> | <b>826</b> | <b>1,786</b> | <b>2,604</b> | <b>4,489</b> | <b>5,952</b> | <b>6,315</b> | <b>6,864</b> | <b>6,951</b> | <b>5,067</b> | <b>2,025</b> | <b>227</b> |

2007

( 10)

:( ) 30

**Table 30 (Cont.): Employed and Unemployed Ever Worked Palestinian Population (10 Years and Over) in Nablus Governorate by Economic Activity, Sex, Age Group and Type of Locality, 2007**

(Urban )

| Economic Activity & Sex                                | Total         | Age Group  |            |              |              |              |              |              |              |              |              |              |            |
|--|---------------|------------|------------|--------------|--------------|--------------|--------------|--------------|--------------|--------------|--------------|--------------|------------|
|  |               | +65        | 64 - 60    | 59 - 55      | 54 - 50      | 49 - 45      | 44 - 40      | 39 - 35      | 34 - 30      | 29 - 25      | 24 - 20      | 19 - 15      |            |
| <b>Males</b>   |               |            |            |              |              |              |              |              |              |              |              |              |            |
| Agriculture, Hunting and Forestry                      | 580           | 49         | 32         | 37           | 43           | 63           | 61           | 61           | 65           | 57           | 59           | 47           | 6          |
| Fishing  | -             | -          | -          | -            | -            | -            | -            | -            | -            | -            | -            | -            | -          |
| Mining and Quarrying                                   | 192           | 2          | -          | 5            | 12           | 15           | 23           | 31           | 36           | 30           | 27           | 11           | -          |
| Manufacturing  | 7,649         | 157        | 170        | 269          | 344          | 679          | 916          | 985          | 1,153        | 1,253        | 1,013        | 619          | 91         |
| Electricity, Gas and Water Supply                      | 33            | -          | 2          | 1            | 2            | 3            | 6            | 3            | 7            | 4            | 5            | -            | -          |
| Construction   | 6,499         | 24         | 79         | 149          | 307          | 585          | 875          | 978          | 1,142        | 1,007        | 886          | 451          | 16         |
| Whole sale and Retail Trade                            | 8,982         | 334        | 267        | 401          | 586          | 891          | 1,237        | 1,192        | 1,209        | 1,210        | 1,032        | 537          | 86         |
| Hotels and Restaurants                                 | 710           | 18         | 20         | 35           | 32           | 72           | 78           | 92           | 84           | 97           | 103          | 70           | 9          |
| Transport, Storage and Communication                   | 2,520         | 29         | 35         | 107          | 180          | 272          | 382          | 428          | 452          | 425          | 189          | 20           | 1          |
| Financial Intermediation                               | 578           | 6          | 7          | 19           | 40           | 79           | 77           | 95           | 95           | 97           | 61           | 2            | -          |
| Real-estate, Renting and Business Activities           | 1,094         | 26         | 34         | 55           | 75           | 136          | 143          | 99           | 150          | 228          | 133          | 13           | 2          |
| Public Administration and Defense                      | 3,480         | 14         | 33         | 180          | 219          | 434          | 513          | 619          | 602          | 549          | 290          | 26           | 1          |
| Education  | 1,854         | 32         | 40         | 168          | 211          | 259          | 308          | 275          | 257          | 213          | 83           | 8            | -          |
| Health and Social Work                                 | 822           | 22         | 23         | 79           | 82           | 110          | 97           | 139          | 132          | 80           | 52           | 6            | -          |
| Other Community Social and Personal service Activities | 821           | 32         | 18         | 39           | 51           | 78           | 104          | 107          | 108          | 128          | 117          | 35           | 4          |
| Private Households with Employed Persons               | 2             | -          | -          | -            | -            | -            | -            | 2            | -            | -            | -            | -            | -          |
| Extraterritorial Organizations and Bodies              | 135           | -          | -          | 6            | 12           | 29           | 22           | 17           | 16           | 24           | 8            | 1            | -          |
| Not Stated   | 740           | 2          | 12         | 24           | 42           | 50           | 40           | 45           | 58           | 136          | 195          | 126          | 10         |
| <b>Total</b>   | <b>36,691</b> | <b>747</b> | <b>772</b> | <b>1,574</b> | <b>2,238</b> | <b>3,755</b> | <b>4,882</b> | <b>5,168</b> | <b>5,566</b> | <b>5,538</b> | <b>4,253</b> | <b>1,972</b> | <b>226</b> |

2007

( 10)

:( ) 30

**Table 30 (Cont.): Employed and Unemployed Ever Worked Palestinian Population (10 Years and Over) in Nablus Governorate by Economic Activity, Sex, Age Group and Type of Locality, 2007**

(Urban )

| Economic Activity & Sex                                | Total        | Age Group |           |            |            |            |              |              |              |              |            |           |          |
|--|--------------|-----------|-----------|------------|------------|------------|--------------|--------------|--------------|--------------|------------|-----------|----------|
|  |              | +65       | 64 - 60   | 59 - 55    | 54 - 50    | 49 - 45    | 44 - 40      | 39 - 35      | 34 - 30      | 29 - 25      | 24 - 20    | 19 - 15   |          |
| <b>Females</b>   |              |           |           |            |            |            |              |              |              |              |            |           |          |
| Agriculture, Hunting and Forestry                      | 185          | 8         | 9         | 17         | 17         | 32         | 34           | 22           | 23           | 14           | 8          | 1         | -        |
| Fishing  | -            | -         | -         | -          | -          | -          | -            | -            | -            | -            | -          | -         | -        |
| Mining and Quarrying                                   | -            | -         | -         | -          | -          | -          | -            | -            | -            | -            | -          | -         | -        |
| Manufacturing  | 613          | 5         | 7         | 12         | 34         | 59         | 89           | 98           | 99           | 111          | 81         | 17        | 1        |
| Electricity, Gas and Water Supply                      | 5            | -         | -         | -          | -          | -          | -            | 1            | -            | 2            | 2          | -         | -        |
| Construction   | 53           | -         | -         | -          | -          | 1          | 2            | 5            | 21           | 14           | 10         | -         | -        |
| Whole sale and Retail Trade                            | 546          | 9         | 12        | 17         | 24         | 42         | 75           | 77           | 82           | 119          | 80         | 9         | -        |
| Hotels and Restaurants                                 | 24           | 1         | 1         | -          | 1          | -          | 4            | 6            | 4            | 5            | 2          | -         | -        |
| Transport, Storage and Communication                   | 174          | -         | -         | -          | 2          | 5          | 15           | 18           | 41           | 66           | 27         | -         | -        |
| Financial Intermediation                               | 239          | -         | -         | 2          | 5          | 14         | 39           | 49           | 44           | 49           | 37         | -         | -        |
| Real-estate, Renting and Business Activities           | 335          | 1         | 3         | 2          | 2          | 16         | 43           | 40           | 58           | 109          | 60         | 1         | -        |
| Public Administration and Defense                      | 809          | 1         | -         | 14         | 42         | 89         | 109          | 182          | 197          | 128          | 46         | 1         | -        |
| Education  | 2,610        | 5         | 10        | 110        | 169        | 345        | 406          | 377          | 440          | 492          | 250        | 6         | -        |
| Health and Social Work                                 | 765          | 3         | 8         | 23         | 51         | 75         | 144          | 141          | 126          | 122          | 68         | 4         | -        |
| Other Community Social and Personal service Activities | 490          | 5         | 3         | 12         | 15         | 41         | 80           | 86           | 97           | 93           | 51         | 7         | -        |
| Private Households with Employed Persons               | 5            | -         | -         | -          | 2          | -          | 1            | 1            | 1            | -            | -          | -         | -        |
| Extraterritorial Organizations and Bodies              | 105          | -         | 1         | -          | 2          | 10         | 12           | 19           | 29           | 25           | 7          | -         | -        |
| Not Stated   | 244          | 2         | -         | 3          | -          | 5          | 17           | 25           | 36           | 64           | 85         | 7         | -        |
| <b>Total</b>   | <b>7,202</b> | <b>40</b> | <b>54</b> | <b>212</b> | <b>366</b> | <b>734</b> | <b>1,070</b> | <b>1,147</b> | <b>1,298</b> | <b>1,413</b> | <b>814</b> | <b>53</b> | <b>1</b> |

2007

( 10)

:( ) 30

**Table 30 (Cont.): Employed and Unemployed Ever Worked Palestinian Population (10 Years and Over) in Nablus Governorate by Economic Activity, Sex, Age Group and Type of Locality, 2007**

(Rural )

| Economic Activity & Sex                                | Total         | Age Group  |            |            |              |              |              |              |              |              |              |              |           |
|--|---------------|------------|------------|------------|--------------|--------------|--------------|--------------|--------------|--------------|--------------|--------------|-----------|
|  |               | +65        | 64 - 60    | 59 - 55    | 54 - 50      | 49 - 45      | 44 - 40      | 39 - 35      | 34 - 30      | 29 - 25      | 24 - 20      | 19 - 15      | 14 - 10   |
| <b>Both Sexes</b>                                      |               |            |            |            |              |              |              |              |              |              |              |              |           |
| Agriculture, Hunting and Forestry                      | 2,526         | 128        | 72         | 121        | 131          | 188          | 250          | 287          | 290          | 313          | 356          | 357          | 33        |
| Fishing  | 2             | -          | -          | -          | 1            | -            | 1            | -            | -            | -            | -            | -            | -         |
| Mining and Quarrying                                   | 161           | 1          | -          | 3          | 8            | 9            | 21           | 33           | 31           | 17           | 24           | 14           | -         |
| Manufacturing  | 2,930         | 21         | 39         | 55         | 117          | 248          | 326          | 422          | 565          | 507          | 400          | 223          | 7         |
| Electricity, Gas and Water Supply                      | 38            | -          | 1          | 3          | 2            | 7            | 3            | 7            | 4            | 9            | 1            | 1            | -         |
| Construction   | 6,157         | 19         | 59         | 124        | 291          | 496          | 770          | 963          | 1,090        | 980          | 865          | 484          | 16        |
| Whole sale and Retail Trade                            | 3,140         | 58         | 75         | 103        | 190          | 264          | 393          | 452          | 470          | 480          | 428          | 219          | 8         |
| Hotels and Restaurants                                 | 485           | 1          | 5          | 6          | 19           | 36           | 72           | 74           | 66           | 76           | 80           | 48           | 2         |
| Transport, Storage and Communication                   | 1,496         | 11         | 22         | 45         | 97           | 152          | 222          | 279          | 302          | 222          | 129          | 15           | -         |
| Financial Intermediation                               | 211           | -          | 3          | 8          | 9            | 24           | 29           | 30           | 19           | 51           | 37           | 1            | -         |
| Real-estate, Renting and Business Activities           | 416           | 6          | 8          | 12         | 21           | 42           | 45           | 41           | 50           | 116          | 66           | 7            | 2         |
| Public Administration and Defense                      | 2,508         | 6          | 12         | 55         | 89           | 178          | 236          | 339          | 527          | 595          | 427          | 44           | -         |
| Education  | 2,252         | 2          | 10         | 116        | 140          | 287          | 344          | 380          | 377          | 424          | 171          | 1            | -         |
| Health and Social Work                                 | 386           | 2          | 1          | 15         | 22           | 32           | 56           | 66           | 72           | 66           | 52           | 2            | -         |
| Other Community Social and Personal service Activities | 505           | 5          | 5          | 20         | 32           | 52           | 63           | 80           | 77           | 91           | 61           | 19           | -         |
| Private Households with Employed Persons               | 6             | -          | -          | 1          | 2            | 1            | 1            | -            | -            | -            | -            | 1            | -         |
| Extraterritorial Organizations and Bodies              | 92            | 1          | 2          | 5          | 8            | 15           | 10           | 8            | 13           | 21           | 9            | -            | -         |
| Not Stated   | 586           | 5          | 11         | 11         | 21           | 31           | 34           | 33           | 49           | 97           | 166          | 116          | 12        |
| <b>Total</b>   | <b>23,897</b> | <b>266</b> | <b>325</b> | <b>703</b> | <b>1,200</b> | <b>2,062</b> | <b>2,876</b> | <b>3,494</b> | <b>4,002</b> | <b>4,065</b> | <b>3,272</b> | <b>1,552</b> | <b>80</b> |

2007

( 10)

:( ) 30

**Table 30 (Cont.): Employed and Unemployed Ever Worked Palestinian Population (10 Years and Over) in Nablus Governorate by Economic Activity, Sex, Age Group and Type of Locality, 2007**

(Rural )

| Economic Activity & Sex                                | Total         | Age Group  |            |            |              |              |              |              |              |              |              |              |           |
|--|---------------|------------|------------|------------|--------------|--------------|--------------|--------------|--------------|--------------|--------------|--------------|-----------|
|  |               | +65        | 64 - 60    | 59 - 55    | 54 - 50      | 49 - 45      | 44 - 40      | 39 - 35      | 34 - 30      | 29 - 25      | 24 - 20      | 19 - 15      | 14 - 10   |
| <b>Males</b>   |               |            |            |            |              |              |              |              |              |              |              |              |           |
| Agriculture, Hunting and Forestry                      | 2,412         | 125        | 60         | 114        | 129          | 176          | 233          | 271          | 277          | 305          | 351          | 343          | 28        |
| Fishing  | 2             | -          | -          | -          | 1            | -            | 1            | -            | -            | -            | -            | -            | -         |
| Mining and Quarrying                                   | 161           | 1          | -          | 3          | 8            | 9            | 21           | 33           | 31           | 17           | 24           | 14           | -         |
| Manufacturing  | 2,496         | 17         | 33         | 52         | 102          | 206          | 267          | 357          | 474          | 442          | 342          | 198          | 6         |
| Electricity, Gas and Water Supply                      | 37            | -          | 1          | 3          | 2            | 7            | 3            | 7            | 4            | 8            | 1            | 1            | -         |
| Construction   | 6,150         | 19         | 59         | 124        | 291          | 496          | 770          | 963          | 1,089        | 976          | 864          | 483          | 16        |
| Whole sale and Retail Trade                            | 2,993         | 53         | 72         | 98         | 182          | 248          | 378          | 430          | 440          | 461          | 408          | 215          | 8         |
| Hotels and Restaurants                                 | 483           | 1          | 5          | 6          | 19           | 35           | 72           | 74           | 66           | 76           | 80           | 47           | 2         |
| Transport, Storage and Communication                   | 1,481         | 11         | 22         | 45         | 97           | 152          | 222          | 279          | 296          | 214          | 128          | 15           | -         |
| Financial Intermediation                               | 196           | -          | 3          | 8          | 9            | 24           | 28           | 28           | 18           | 47           | 30           | 1            | -         |
| Real-estate, Renting and Business Activities           | 363           | 6          | 8          | 12         | 20           | 41           | 44           | 38           | 41           | 96           | 49           | 6            | 2         |
| Public Administration and Defense                      | 2,371         | 6          | 12         | 52         | 83           | 168          | 223          | 323          | 490          | 562          | 409          | 43           | -         |
| Education  | 1,259         | 2          | 10         | 102        | 120          | 201          | 201          | 212          | 178          | 168          | 64           | 1            | -         |
| Health and Social Work                                 | 235           | 1          | 1          | 12         | 18           | 18           | 33           | 39           | 45           | 43           | 24           | 1            | -         |
| Other Community Social and Personal service Activities | 416           | 4          | 5          | 20         | 31           | 50           | 50           | 67           | 59           | 66           | 45           | 19           | -         |
| Private Households with Employed Persons               | 4             | -          | -          | 1          | 1            | -            | 1            | -            | -            | -            | -            | 1            | -         |
| Extraterritorial Organizations and Bodies              | 69            | 1          | 2          | 5          | 8            | 14           | 9            | 4            | 6            | 14           | 6            | -            | -         |
| Not Stated   | 514           | 5          | 11         | 10         | 19           | 31           | 29           | 30           | 42           | 77           | 141          | 109          | 10        |
| <b>Total</b>   | <b>21,642</b> | <b>252</b> | <b>304</b> | <b>667</b> | <b>1,140</b> | <b>1,876</b> | <b>2,585</b> | <b>3,155</b> | <b>3,556</b> | <b>3,572</b> | <b>2,966</b> | <b>1,497</b> | <b>72</b> |

2007

( 10)

:( ) 30

**Table 30 (Cont.): Employed and Unemployed Ever Worked Palestinian Population (10 Years and Over) in Nablus Governorate by Economic Activity, Sex, Age Group and Type of Locality, 2007**

(Rural )

| Economic Activity & Sex                                | Total        | Age Group |           |           |           |            |            |            |            |            |            |           |          |
|--|--------------|-----------|-----------|-----------|-----------|------------|------------|------------|------------|------------|------------|-----------|----------|
|  |              | +65       | 64 - 60   | 59 - 55   | 54 - 50   | 49 - 45    | 44 - 40    | 39 - 35    | 34 - 30    | 29 - 25    | 24 - 20    | 19 - 15   | 14 - 10  |
| <b>Females</b>   |              |           |           |           |           |            |            |            |            |            |            |           |          |
| Agriculture, Hunting and Forestry                      | 114          | 3         | 12        | 7         | 2         | 12         | 17         | 16         | 13         | 8          | 5          | 14        | 5        |
| Fishing  | -            | -         | -         | -         | -         | -          | -          | -          | -          | -          | -          | -         | -        |
| Mining and Quarrying                                   | -            | -         | -         | -         | -         | -          | -          | -          | -          | -          | -          | -         | -        |
| Manufacturing  | 434          | 4         | 6         | 3         | 15        | 42         | 59         | 65         | 91         | 65         | 58         | 25        | 1        |
| Electricity, Gas and Water Supply                      | 1            | -         | -         | -         | -         | -          | -          | -          | -          | 1          | -          | -         | -        |
| Construction   | 7            | -         | -         | -         | -         | -          | -          | -          | 1          | 4          | 1          | 1         | -        |
| Whole sale and Retail Trade                            | 147          | 5         | 3         | 5         | 8         | 16         | 15         | 22         | 30         | 19         | 20         | 4         | -        |
| Hotels and Restaurants                                 | 2            | -         | -         | -         | -         | 1          | -          | -          | -          | -          | -          | 1         | -        |
| Transport, Storage and Communication                   | 15           | -         | -         | -         | -         | -          | -          | -          | 6          | 8          | 1          | -         | -        |
| Financial Intermediation                               | 15           | -         | -         | -         | -         | -          | 1          | 2          | 1          | 4          | 7          | -         | -        |
| Real-estate, Renting and Business Activities           | 53           | -         | -         | -         | 1         | 1          | 1          | 3          | 9          | 20         | 17         | 1         | -        |
| Public Administration and Defense                      | 137          | -         | -         | 3         | 6         | 10         | 13         | 16         | 37         | 33         | 18         | 1         | -        |
| Education  | 993          | -         | -         | 14        | 20        | 86         | 143        | 168        | 199        | 256        | 107        | -         | -        |
| Health and Social Work                                 | 151          | 1         | -         | 3         | 4         | 14         | 23         | 27         | 27         | 23         | 28         | 1         | -        |
| Other Community Social and Personal service Activities | 89           | 1         | -         | -         | 1         | 2          | 13         | 13         | 18         | 25         | 16         | -         | -        |
| Private Households with Employed Persons               | 2            | -         | -         | -         | 1         | 1          | -          | -          | -          | -          | -          | -         | -        |
| Extraterritorial Organizations and Bodies              | 23           | -         | -         | -         | -         | 1          | 1          | 4          | 7          | 7          | 3          | -         | -        |
| Not Stated   | 72           | -         | -         | 1         | 2         | -          | 5          | 3          | 7          | 20         | 25         | 7         | 2        |
| <b>Total</b>   | <b>2,255</b> | <b>14</b> | <b>21</b> | <b>36</b> | <b>60</b> | <b>186</b> | <b>291</b> | <b>339</b> | <b>446</b> | <b>493</b> | <b>306</b> | <b>55</b> | <b>8</b> |

2007

( 10)

:( ) 30

**Table 30 (Cont.): Employed and Unemployed Ever Worked Palestinian Population (10 Years and Over) in Nablus Governorate by Economic Activity, Sex, Age Group and Type of Locality, 2007**

(Camps )

| Economic Activity & Sex                                | Total        | Age Group |            |            |            |            |            |              |              |              |            |            |           |
|--|--------------|-----------|------------|------------|------------|------------|------------|--------------|--------------|--------------|------------|------------|-----------|
|  |              | +65       | 64 - 60    | 59 - 55    | 54 - 50    | 49 - 45    | 44 - 40    | 39 - 35      | 34 - 30      | 29 - 25      | 24 - 20    | 19 - 15    | 14 - 10   |
| <b>Both Sexes</b>                                      |              |           |            |            |            |            |            |              |              |              |            |            |           |
| Agriculture, Hunting and Forestry                      | 24           | 1         | 1          | 3          | 3          | 2          | 1          | 2            | 7            | 1            | -          | 3          | -         |
| Fishing  | -            | -         | -          | -          | -          | -          | -          | -            | -            | -            | -          | -          | -         |
| Mining and Quarrying                                   | 2            | -         | -          | -          | -          | 2          | -          | -            | -            | -            | -          | -          | -         |
| Manufacturing  | 949          | 18        | 14         | 15         | 37         | 53         | 112        | 139          | 172          | 143          | 148        | 92         | 6         |
| Electricity, Gas and Water Supply                      | 2            | -         | -          | -          | -          | -          | -          | -            | 1            | 1            | -          | -          | -         |
| Construction   | 1,024        | 12        | 6          | 30         | 54         | 109        | 149        | 174          | 170          | 150          | 113        | 55         | 2         |
| Whole sale and Retail Trade                            | 1,280        | 41        | 42         | 47         | 59         | 126        | 180        | 184          | 181          | 166          | 154        | 90         | 10        |
| Hotels and Restaurants                                 | 121          | 1         | 4          | 2          | 4          | 12         | 15         | 20           | 16           | 26           | 11         | 9          | 1         |
| Transport, Storage and Communication                   | 524          | 6         | 16         | 16         | 31         | 48         | 84         | 94           | 99           | 77           | 47         | 6          | -         |
| Financial Intermediation                               | 38           | -         | -          | 1          | -          | 6          | 5          | 8            | 3            | 10           | 5          | -          | -         |
| Real-estate, Renting and Business Activities           | 133          | 5         | 2          | 7          | 5          | 15         | 18         | 18           | 18           | 25           | 18         | 2          | -         |
| Public Administration and Defense                      | 965          | 2         | 7          | 16         | 24         | 56         | 117        | 189          | 222          | 212          | 111        | 9          | -         |
| Education  | 525          | -         | 5          | 16         | 33         | 65         | 105        | 97           | 77           | 78           | 43         | 5          | 1         |
| Health and Social Work                                 | 272          | -         | 1          | 6          | 12         | 24         | 39         | 52           | 51           | 57           | 27         | 3          | -         |
| Other Community Social and Personal service Activities | 186          | 1         | 6          | 6          | 10         | 12         | 39         | 26           | 25           | 22           | 28         | 11         | -         |
| Private Households with Employed Persons               | 22           | -         | 1          | 1          | 2          | 5          | 4          | 5            | -            | 3            | 1          | -          | -         |
| Extraterritorial Organizations and Bodies              | 218          | 3         | 4          | 15         | 16         | 33         | 31         | 37           | 28           | 23           | 25         | 3          | -         |
| Not Stated   | 111          | 1         | 1          | -          | 1          | 1          | 6          | 12           | 9            | 16           | 35         | 28         | 1         |
| <b>Total</b>   | <b>6,396</b> | <b>91</b> | <b>110</b> | <b>181</b> | <b>291</b> | <b>569</b> | <b>905</b> | <b>1,057</b> | <b>1,079</b> | <b>1,010</b> | <b>766</b> | <b>316</b> | <b>21</b> |

2007

( 10)

:( ) 30

**Table 30 (Cont.): Employed and Unemployed Ever Worked Palestinian Population (10 Years and Over) in Nablus Governorate by Economic Activity, Sex, Age Group and Type of Locality, 2007**

(Camps )

| Economic Activity & Sex                                | Total        | Age Group |            |            |            |            |            |            |            |            |            |            |           |
|--|--------------|-----------|------------|------------|------------|------------|------------|------------|------------|------------|------------|------------|-----------|
|  |              | +65       | 64 - 60    | 59 - 55    | 54 - 50    | 49 - 45    | 44 - 40    | 39 - 35    | 34 - 30    | 29 - 25    | 24 - 20    | 19 - 15    |           |
| <b>Males</b>   |              |           |            |            |            |            |            |            |            |            |            |            |           |
| Agriculture, Hunting and Forestry                      | 23           | 1         | -          | 3          | 3          | 2          | 1          | 2          | 7          | 1          | -          | 3          | -         |
| Fishing  | -            | -         | -          | -          | -          | -          | -          | -          | -          | -          | -          | -          | -         |
| Mining and Quarrying                                   | 2            | -         | -          | -          | -          | 2          | -          | -          | -          | -          | -          | -          | -         |
| Manufacturing  | 779          | 16        | 12         | 12         | 29         | 33         | 82         | 106        | 137        | 123        | 138        | 85         | 6         |
| Electricity, Gas and Water Supply                      | 2            | -         | -          | -          | -          | -          | -          | -          | 1          | 1          | -          | -          | -         |
| Construction   | 1,020        | 12        | 6          | 30         | 54         | 109        | 148        | 174        | 169        | 149        | 112        | 55         | 2         |
| Whole sale and Retail Trade                            | 1,223        | 40        | 37         | 44         | 56         | 125        | 172        | 175        | 173        | 163        | 140        | 89         | 9         |
| Hotels and Restaurants                                 | 118          | 1         | 4          | 2          | 4          | 12         | 14         | 20         | 16         | 26         | 11         | 7          | 1         |
| Transport, Storage and Communication                   | 519          | 6         | 16         | 16         | 31         | 48         | 84         | 92         | 98         | 77         | 45         | 6          | -         |
| Financial Intermediation                               | 32           | -         | -          | 1          | -          | 6          | 4          | 7          | 3          | 7          | 4          | -          | -         |
| Real-estate, Renting and Business Activities           | 103          | 4         | 2          | 6          | 4          | 13         | 14         | 9          | 14         | 22         | 13         | 2          | -         |
| Public Administration and Defense                      | 904          | 2         | 6          | 13         | 23         | 55         | 105        | 175        | 206        | 204        | 106        | 9          | -         |
| Education  | 274          | -         | 5          | 14         | 22         | 38         | 52         | 53         | 31         | 36         | 18         | 4          | 1         |
| Health and Social Work                                 | 120          | -         | 1          | 2          | 4          | 12         | 16         | 24         | 24         | 28         | 8          | 1          | -         |
| Other Community Social and Personal service Activities | 121          | 1         | 6          | 6          | 7          | 7          | 24         | 17         | 11         | 12         | 19         | 11         | -         |
| Private Households with Employed Persons               | 5            | -         | -          | -          | -          | 1          | 2          | -          | -          | 1          | 1          | -          | -         |
| Extraterritorial Organizations and Bodies              | 178          | 3         | 4          | 13         | 13         | 29         | 24         | 35         | 23         | 13         | 18         | 3          | -         |
| Not Stated   | 98           | 1         | 1          | -          | -          | -          | 6          | 11         | 6          | 13         | 31         | 28         | 1         |
| <b>Total</b>   | <b>5,521</b> | <b>87</b> | <b>100</b> | <b>162</b> | <b>250</b> | <b>492</b> | <b>748</b> | <b>900</b> | <b>919</b> | <b>876</b> | <b>664</b> | <b>303</b> | <b>20</b> |



2007

( 10)

:( ) 30

**Table 30 (Cont.): Employed and Unemployed Ever Worked Palestinian Population (10 Years and Over) in Nablus Governorate by Economic Activity, Sex, Age Group and Type of Locality, 2007**

(Camps )

| Economic Activity & Sex                                | Total      | Age Group |           |           |           |           |            |            |            |            |            |           |          |         |
|--|------------|-----------|-----------|-----------|-----------|-----------|------------|------------|------------|------------|------------|-----------|----------|---------|
|  |            | +65       | 64 - 60   | 59 - 55   | 54 - 50   | 49 - 45   | 44 - 40    | 39 - 35    | 34 - 30    | 29 - 25    | 24 - 20    | 19 - 15   |          | 14 - 10 |
| <b>Females</b>   |            |           |           |           |           |           |            |            |            |            |            |           |          |         |
| Agriculture, Hunting and Forestry                      | 1          | -         | 1         | -         | -         | -         | -          | -          | -          | -          | -          | -         | -        |         |
| Fishing  | -          | -         | -         | -         | -         | -         | -          | -          | -          | -          | -          | -         | -        |         |
| Mining and Quarrying                                   | -          | -         | -         | -         | -         | -         | -          | -          | -          | -          | -          | -         | -        |         |
| Manufacturing  | 170        | 2         | 2         | 3         | 8         | 20        | 30         | 33         | 35         | 20         | 10         | 7         | -        |         |
| Electricity, Gas and Water Supply                      | -          | -         | -         | -         | -         | -         | -          | -          | -          | -          | -          | -         | -        |         |
| Construction   | 4          | -         | -         | -         | -         | -         | 1          | -          | 1          | 1          | 1          | -         | -        |         |
| Whole sale and Retail Trade                            | 57         | 1         | 5         | 3         | 3         | 1         | 8          | 9          | 8          | 3          | 14         | 1         | 1        |         |
| Hotels and Restaurants                                 | 3          | -         | -         | -         | -         | -         | 1          | -          | -          | -          | -          | 2         | -        |         |
| Transport, Storage and Communication                   | 5          | -         | -         | -         | -         | -         | -          | 2          | 1          | -          | 2          | -         | -        |         |
| Financial Intermediation                               | 6          | -         | -         | -         | -         | -         | 1          | 1          | -          | 3          | 1          | -         | -        |         |
| Real-estate, Renting and Business Activities           | 30         | 1         | -         | 1         | 1         | 2         | 4          | 9          | 4          | 3          | 5          | -         | -        |         |
| Public Administration and Defense                      | 61         | -         | 1         | 3         | 1         | 1         | 12         | 14         | 16         | 8          | 5          | -         | -        |         |
| Education  | 251        | -         | -         | 2         | 11        | 27        | 53         | 44         | 46         | 42         | 25         | 1         | -        |         |
| Health and Social Work                                 | 152        | -         | -         | 4         | 8         | 12        | 23         | 28         | 27         | 29         | 19         | 2         | -        |         |
| Other Community Social and Personal service Activities | 65         | -         | -         | -         | 3         | 5         | 15         | 9          | 14         | 10         | 9          | -         | -        |         |
| Private Households with Employed Persons               | 17         | -         | 1         | 1         | 2         | 4         | 2          | 5          | -          | 2          | -          | -         | -        |         |
| Extraterritorial Organizations and Bodies              | 40         | -         | -         | 2         | 3         | 4         | 7          | 2          | 5          | 10         | 7          | -         | -        |         |
| Not Stated   | 13         | -         | -         | -         | 1         | 1         | -          | 1          | 3          | 3          | 4          | -         | -        |         |
| <b>Total</b>   | <b>875</b> | <b>4</b>  | <b>10</b> | <b>19</b> | <b>41</b> | <b>77</b> | <b>157</b> | <b>157</b> | <b>160</b> | <b>134</b> | <b>102</b> | <b>13</b> | <b>1</b> |         |

2007

( 10)

:31

**Table 31: Employed and Unemployed Ever Worked Palestinian Population (10 Years and Over) in Nablus Governorate by Economic Activity, Sex and Employment Status, 2007**

| Economic Activity & Sex                                | Total         | Employment Status |                      |                         |                       |               |              |
|--|---------------|-------------------|----------------------|-------------------------|-----------------------|---------------|--------------|
|  |               | Not Stated        | Unpaid Family Member | Irregular Wage Employee | Regular Wage Employee | Self Employed | Employer     |
| <b>Both Sexes</b>                                      |               |                   |                      |                         |                       |               |              |
| Agriculture, Hunting and Forestry                      | 3,315         | 37                | 367                  | 847                     | 764                   | 998           | 302          |
| Fishing  | 2             | -                 | -                    | 1                       | -                     | 1             | -            |
| Mining and Quarrying                                   | 355           | 5                 | 6                    | 139                     | 108                   | 43            | 54           |
| Manufacturing  | 12,141        | 99                | 242                  | 2,833                   | 6,038                 | 1,276         | 1,653        |
| Electricity, Gas and Water Supply                      | 78            | -                 | 1                    | 10                      | 53                    | 7             | 7            |
| Construction   | 13,733        | 203               | 77                   | 7,069                   | 4,116                 | 1,412         | 856          |
| Whole sale and Retail Trade                            | 13,948        | 100               | 450                  | 1,659                   | 4,278                 | 3,991         | 3,470        |
| Hotels and Restaurants                                 | 1,340         | 18                | 26                   | 270                     | 625                   | 191           | 210          |
| Transport, Storage and Communication                   | 4,714         | 37                | 17                   | 1,044                   | 1,689                 | 1,456         | 471          |
| Financial Intermediation                               | 1,066         | 2                 | 3                    | 22                      | 946                   | 44            | 49           |
| Real-estate, Renting and Business Activities           | 1,978         | 28                | 13                   | 210                     | 1,157                 | 276           | 294          |
| Public Administration and Defense                      | 7,762         | 7                 | -                    | 217                     | 7,538                 | -             | -            |
| Education  | 7,241         | 19                | 11                   | 246                     | 6,796                 | 64            | 105          |
| Health and Social Work                                 | 2,245         | 12                | 4                    | 117                     | 1,813                 | 134           | 165          |
| Other Community Social and Personal service Activities | 2,002         | 18                | 18                   | 344                     | 1,032                 | 360           | 230          |
| Private Households with Employed Persons               | 35            | 1                 | -                    | 17                      | 13                    | 4             | -            |
| Extraterritorial Organizations and Bodies              | 550           | 3                 | -                    | 68                      | 479                   | -             | -            |
| Not Stated   | 1,681         | 1,482             | 4                    | 39                      | 124                   | 19            | 13           |
| <b>Total</b>   | <b>74,186</b> | <b>2,071</b>      | <b>1,239</b>         | <b>15,152</b>           | <b>37,569</b>         | <b>10,276</b> | <b>7,879</b> |

2007

( 10)

:( ) 31

**Table 31 (Cont.): Employed and Unemployed Ever Worked Palestinian Population (10 Years and Over) in Nablus Governorate by Economic Activity, Sex and Employment Status, 2007**

| Economic Activity & Sex                                | Total         | Employment Status |                      |                         |                       |               |              |
|--|---------------|-------------------|----------------------|-------------------------|-----------------------|---------------|--------------|
|  |               | Not Stated        | Unpaid Family Member | Irregular Wage Employee | Regular Wage Employee | Self Employed | Employer     |
| <b>Males</b>   |               |                   |                      |                         |                       |               |              |
| Agriculture, Hunting and Forestry                      | 3,015         | 32                | 219                  | 841                     | 746                   | 882           | 295          |
| Fishing  | 2             | -                 | -                    | 1                       | -                     | 1             | -            |
| Mining and Quarrying                                   | 355           | 5                 | 6                    | 139                     | 108                   | 43            | 54           |
| Manufacturing  | 10,924        | 78                | 212                  | 2,589                   | 5,241                 | 1,181         | 1,623        |
| Electricity, Gas and Water Supply                      | 72            | -                 | 1                    | 9                       | 48                    | 7             | 7            |
| Construction   | 13,669        | 203               | 75                   | 7,065                   | 4,060                 | 1,412         | 854          |
| Whole sale and Retail Trade                            | 13,198        | 95                | 411                  | 1,612                   | 3,889                 | 3,817         | 3,374        |
| Hotels and Restaurants                                 | 1,311         | 18                | 26                   | 265                     | 612                   | 186           | 204          |
| Transport, Storage and Communication                   | 4,520         | 37                | 17                   | 1,040                   | 1,502                 | 1,454         | 470          |
| Financial Intermediation                               | 806           | 2                 | 2                    | 16                      | 695                   | 43            | 48           |
| Real-estate, Renting and Business Activities           | 1,560         | 19                | 9                    | 146                     | 847                   | 258           | 281          |
| Public Administration and Defense                      | 6,755         | 7                 | -                    | 170                     | 6,578                 | -             | -            |
| Education  | 3,387         | 2                 | 4                    | 125                     | 3,163                 | 35            | 58           |
| Health and Social Work                                 | 1,177         | 4                 | 1                    | 66                      | 859                   | 113           | 134          |
| Other Community Social and Personal service Activities | 1,358         | 10                | 12                   | 238                     | 686                   | 270           | 142          |
| Private Households with Employed Persons               | 11            | -                 | -                    | 7                       | 2                     | 2             | -            |
| Extraterritorial Organizations and Bodies              | 382           | 2                 | -                    | 51                      | 329                   | -             | -            |
| Not Stated   | 1,352         | 1,180             | 4                    | 35                      | 103                   | 17            | 13           |
| <b>Total</b>   | <b>63,854</b> | <b>1,694</b>      | <b>999</b>           | <b>14,415</b>           | <b>29,468</b>         | <b>9,721</b>  | <b>7,557</b> |

2007

( 10)

:( ) 31

**Table 31 (Cont.): Employed and Unemployed Ever Worked Palestinian Population (10 Years and Over) in Nablus Governorate by Economic Activity, Sex and Employment Status, 2007**

| Economic Activity & Sex                                | Total         | Employment Status |                      |                         |                       |               |            |
|--|---------------|-------------------|----------------------|-------------------------|-----------------------|---------------|------------|
|  |               | Not Stated        | Unpaid Family Member | Irregular Wage Employee | Regular Wage Employee | Self Employed | Employer   |
| <b>Females</b>   |               |                   |                      |                         |                       |               |            |
| Agriculture, Hunting and Forestry                      | 300           | 5                 | 148                  | 6                       | 18                    | 116           | 7          |
| Fishing  | -             | -                 | -                    | -                       | -                     | -             | -          |
| Mining and Quarrying                                   | -             | -                 | -                    | -                       | -                     | -             | -          |
| Manufacturing  | 1,217         | 21                | 30                   | 244                     | 797                   | 95            | 30         |
| Electricity, Gas and Water Supply                      | 6             | -                 | -                    | 1                       | 5                     | -             | -          |
| Construction   | 64            | -                 | 2                    | 4                       | 56                    | -             | 2          |
| Whole sale and Retail Trade                            | 750           | 5                 | 39                   | 47                      | 389                   | 174           | 96         |
| Hotels and Restaurants                                 | 29            | -                 | -                    | 5                       | 13                    | 5             | 6          |
| Transport, Storage and Communication                   | 194           | -                 | -                    | 4                       | 187                   | 2             | 1          |
| Financial Intermediation                               | 260           | -                 | 1                    | 6                       | 251                   | 1             | 1          |
| Real-estate, Renting and Business Activities           | 418           | 9                 | 4                    | 64                      | 310                   | 18            | 13         |
| Public Administration and Defense                      | 1,007         | -                 | -                    | 47                      | 960                   | -             | -          |
| Education  | 3,854         | 17                | 7                    | 121                     | 3,633                 | 29            | 47         |
| Health and Social Work                                 | 1,068         | 8                 | 3                    | 51                      | 954                   | 21            | 31         |
| Other Community Social and Personal service Activities | 644           | 8                 | 6                    | 106                     | 346                   | 90            | 88         |
| Private Households with Employed Persons               | 24            | 1                 | -                    | 10                      | 11                    | 2             | -          |
| Extraterritorial Organizations and Bodies              | 168           | 1                 | -                    | 17                      | 150                   | -             | -          |
| Not Stated   | 329           | 302               | -                    | 4                       | 21                    | 2             | -          |
| <b>Total</b>   | <b>10,332</b> | <b>377</b>        | <b>240</b>           | <b>737</b>              | <b>8,101</b>          | <b>555</b>    | <b>322</b> |

**Table 32: Employed and Unemployed Ever Worked Palestinian Population (15 Years and Over) in Nablus Governorate by Economic Activity, Sex and Main Occupation, 2007**

| Economic Activity & Sex                                | Total         | Main Occupation |                        |  |                            |  |                            |              |   |               |                          |
|--|---------------|-----------------|------------------------|--|----------------------------|--|----------------------------|--------------|---|---------------|--------------------------|
|  |               | Not Stated      | Elementary Occupations | مشغلو الآلات ومجموعها<br>Plant, Machine Operators and Assemblers | Crafts and Related Workers | Skilled Agricultural and Fishery Workers | Services and Sales Workers | Clerks       | Technicians and Associate Professionals | Professionals | Legislators and Managers |
| <b>Both Sexes</b>                                      |               |                 |                        |  |                            |  |                            |              |   |               |                          |
| Agriculture, Hunting and Forestry                      | 3,276         | 1               | 1,422                  | 59   | 9                          | 1,712                                    | 40                         | 1            | 5                                       | 17            | 10                       |
| Fishing  | 2             | -               | 1                      | -  | -                          | 1  | -                          | -            | -                                       | -             | -                        |
| Mining and Quarrying                                   | 355           | -               | 15                     | 89   | 214                        | -  | 3                          | 3            | 7                                       | 3             | 21                       |
| Manufacturing  | 12,036        | 2               | 788                    | 1,093  | 9,010                      | 65                                       | 318                        | 83           | 196                                     | 194           | 287                      |
| Electricity, Gas and Water Supply                      | 78            | -               | 5                      | 12   | 32                         | -  | -                          | 6            | 2                                       | 13            | 8                        |
| Construction   | 13,699        | -               | 6,897                  | 240  | 5,906                      | 1  | 17                         | 33           | 311                                     | 201           | 93                       |
| Whole sale and Retail Trade                            | 13,844        | 5               | 1,103                  | 168  | 2,744                      | 53                                       | 8,236                      | 156          | 461                                     | 500           | 418                      |
| Hotels and Restaurants                                 | 1,328         | -               | 33                     | -  | 10                         | -  | 1187                       | 20           | 6                                       | 10            | 62                       |
| Transport, Storage and Communication                   | 4,713         | 4               | 303                    | 3504   | 96                         | -  | 58                         | 249          | 162                                     | 206           | 131                      |
| Financial Intermediation                               | 1,066         | 1               | 88                     | 3  | 10                         | -  | 11                         | 257          | 332                                     | 249           | 115                      |
| Real-estate, Renting and Business Activities           | 1,974         | -               | 220                    | 14   | 124                        | -  | 72                         | 176          | 369                                     | 924           | 75                       |
| Public Administration and Defense                      | 7,761         | 4               | 700                    | 232  | 293                        | 4  | 3,436                      | 716          | 1,051                                   | 872           | 453                      |
| Education  | 7,240         | 2               | 541                    | 84   | 31                         | 1  | 128                        | 170          | 1,286                                   | 4,667         | 330                      |
| Health and Social Work                                 | 2,245         | 1               | 140                    | 46   | 30                         | -  | 113                        | 223          | 654                                     | 974           | 64                       |
| Other Community Social and Personal service Activities | 1,998         | 2               | 368                    | 56   | 45                         | -  | 677                        | 124          | 347                                     | 272           | 107                      |
| Private Households with Employed Persons               | 35            | -               | 30                     | -  | 1                          | -  | 4                          | -            | -                                       | -             | -                        |
| Extraterritorial Organizations and Bodies              | 550           | 2               | 164                    | 27   | 6                          | -  | 6                          | 80           | 86                                      | 150           | 29                       |
| Not Stated   | 1,658         | 1,513           | 28                     | 2  | 12                         | -  | 13                         | 21           | 19                                      | 36            | 14                       |
| <b>Total</b>   | <b>73,858</b> | <b>1,537</b>    | <b>12,846</b>          | <b>5,629</b>   | <b>18,573</b>              | <b>1,837</b>                             | <b>14,319</b>              | <b>2,318</b> | <b>5,294</b>                            | <b>9,288</b>  | <b>2,217</b>             |

**Table 32 (Cont.): Employed and Unemployed Ever Worked Palestinian Population (15 Years and Over) in Nablus Governorate by Economic Activity, Sex and Main Occupation, 2007**

| Economic Activity & Sex                                | Total         | Main Occupation |                        |  |                            |  |                            |              |   |               |                          |
|--|---------------|-----------------|------------------------|--|----------------------------|--|----------------------------|--------------|---|---------------|--------------------------|
|  |               | Not Stated      | Elementary Occupations | مشغلو الآلات ومجموعها<br>Plant, Machine Operators and Assemblers | Crafts and Related Workers | Skilled Agricultural and Fishery Workers | Services and Sales Workers | Clerks       | Technicians and Associate Professionals | Professionals | Legislators and Managers |
| <b>Males</b>   |               |                 |                        |  |                            |  |                            |              |   |               |                          |
| Agriculture, Hunting and Forestry                      | 2,981         | 1               | 1,399                  | 59   | 8                          | 1,447                                    | 37                         | -            | 5                                       | 15            | 10                       |
| Fishing  | 2             | -               | 1                      | -  | -                          | 1  | -                          | -            | -                                       | -             | -                        |
| Mining and Quarrying                                   | 355           | -               | 15                     | 89   | 214                        | -  | 3                          | 3            | 7                                       | 3             | 21                       |
| Manufacturing  | 10,821        | 2               | 731                    | 1,056  | 8,007                      | 49                                       | 306                        | 71           | 161                                     | 155           | 283                      |
| Electricity, Gas and Water Supply                      | 72            | -               | 5                      | 12   | 32                         | -  | -                          | 3            | 2                                       | 10            | 8                        |
| Construction   | 13,635        | -               | 6,896                  | 240  | 5,906                      | 1  | 16                         | 11           | 305                                     | 170           | 90                       |
| Whole sale and Retail Trade                            | 13,095        | 5               | 1,091                  | 167  | 2,741                      | 48                                       | 7,780                      | 113          | 397                                     | 349           | 404                      |
| Hotels and Restaurants                                 | 1,299         | -               | 33                     | -  | 9                          | -  | 1162                       | 19           | 6                                       | 9             | 61                       |
| Transport, Storage and Communication                   | 4,519         | 2               | 301                    | 3504   | 96                         | -  | 53                         | 168          | 119                                     | 162           | 114                      |
| Financial Intermediation                               | 806           | 1               | 87                     | 3  | 10                         | -  | 11                         | 146          | 248                                     | 195           | 105                      |
| Real-estate, Renting and Business Activities           | 1,556         | -               | 208                    | 13   | 120                        | -  | 71                         | 68           | 285                                     | 729           | 62                       |
| Public Administration and Defense                      | 6,754         | 4               | 682                    | 231  | 287                        | 4  | 3,369                      | 454          | 751                                     | 604           | 368                      |
| Education  | 3,386         | 1               | 356                    | 82   | 24                         | 1  | 39                         | 62           | 490                                     | 2,173         | 158                      |
| Health and Social Work                                 | 1,177         | -               | 111                    | 46   | 25                         | -  | 37                         | 50           | 273                                     | 599           | 36                       |
| Other Community Social and Personal service Activities | 1,354         | 2               | 352                    | 56   | 33                         | -  | 373                        | 46           | 232                                     | 178           | 82                       |
| Private Households with Employed Persons               | 11            | -               | 10                     | -  | 1                          | -  | -                          | -            | -                                       | -             | -                        |
| Extraterritorial Organizations and Bodies              | 382           | 1               | 152                    | 27   | 4                          | -  | 3                          | 49           | 47                                      | 74            | 25                       |
| Not Stated   | 1,331         | 1,208           | 28                     | 2  | 11                         | -  | 12                         | 11           | 17                                      | 30            | 12                       |
| <b>Total</b>   | <b>63,536</b> | <b>1,227</b>    | <b>12,458</b>          | <b>5,587</b>   | <b>17,528</b>              | <b>1,551</b>                             | <b>13,272</b>              | <b>1,274</b> | <b>3,345</b>                            | <b>5,455</b>  | <b>1,839</b>             |

**Table 32 (Cont.): Employed and Unemployed Ever Worked Palestinian Population (15 Years and Over) in Nablus Governorate by Economic Activity, Sex and Main Occupation, 2007**

| Economic Activity & Sex                                | Total         | Main Occupation |                        |  |                            |  |                            |              |   |               |                          |
|--|---------------|-----------------|------------------------|--|----------------------------|--|----------------------------|--------------|---|---------------|--------------------------|
|  |               | Not Stated      | Elementary Occupations | مشغلو الآلات ومجموعها<br>Plant, Machine Operators and Assemblers | Crafts and Related Workers | Skilled Agricultural and Fishery Workers | Services and Sales Workers | Clerks       | Technicians and Associate Professionals | Professionals | Legislators and Managers |
| <b>Females</b>   |               |                 |                        |  |                            |  |                            |              |   |               |                          |
| Agriculture, Hunting and Forestry                      | 295           | -               | 23                     | -  | 1                          | 265                                      | 3                          | 1            | -                                       | 2             | -                        |
| Fishing  | -             | -               | -                      | -  | -                          | -  | -                          | -            | -                                       | -             | -                        |
| Mining and Quarrying                                   | -             | -               | -                      | -  | -                          | -  | -                          | -            | -                                       | -             | -                        |
| Manufacturing  | 1,215         | -               | 57                     | 37   | 1,003                      | 16                                       | 12                         | 12           | 35                                      | 39            | 4                        |
| Electricity, Gas and Water Supply                      | 6             | -               | -                      | -  | -                          | -  | -                          | 3            | -                                       | 3             | -                        |
| Construction   | 64            | -               | 1                      | -  | -                          | -  | 1                          | 22           | 6                                       | 31            | 3                        |
| Whole sale and Retail Trade                            | 749           | -               | 12                     | 1  | 3                          | 5  | 456                        | 43           | 64                                      | 151           | 14                       |
| Hotels and Restaurants                                 | 29            | -               | -                      | -  | 1                          | -  | 25                         | 1            | -                                       | 1             | 1                        |
| Transport, Storage and Communication                   | 194           | 2               | 2                      | -  | -                          | -  | 5                          | 81           | 43                                      | 44            | 17                       |
| Financial Intermediation                               | 260           | -               | 1                      | -  | -                          | -  | -                          | 111          | 84                                      | 54            | 10                       |
| Real-estate, Renting and Business Activities           | 418           | -               | 12                     | 1  | 4                          | -  | 1                          | 108          | 84                                      | 195           | 13                       |
| Public Administration and Defense                      | 1,007         | -               | 18                     | 1  | 6                          | -  | 67                         | 262          | 300                                     | 268           | 85                       |
| Education  | 3,854         | 1               | 185                    | 2  | 7                          | -  | 89                         | 108          | 796                                     | 2,494         | 172                      |
| Health and Social Work                                 | 1,068         | 1               | 29                     | -  | 5                          | -  | 76                         | 173          | 381                                     | 375           | 28                       |
| Other Community Social and Personal service Activities | 644           | -               | 16                     | -  | 12                         | -  | 304                        | 78           | 115                                     | 94            | 25                       |
| Private Households with Employed Persons               | 24            | -               | 20                     | -  | -                          | -  | 4                          | -            | -                                       | -             | -                        |
| Extraterritorial Organizations and Bodies              | 168           | 1               | 12                     | -  | 2                          | -  | 3                          | 31           | 39                                      | 76            | 4                        |
| Not Stated   | 327           | 305             | -                      | -  | 1                          | -  | 1                          | 10           | 2                                       | 6             | 2                        |
| <b>Total</b>   | <b>10,322</b> | <b>310</b>      | <b>388</b>             | <b>42</b>  | <b>1,045</b>               | <b>286</b>                               | <b>1,047</b>               | <b>1,044</b> | <b>1,949</b>                            | <b>3,833</b>  | <b>378</b>               |

**Table 33: Employed and Unemployed Ever Worked Palestinian Population (15 Years and Over) in Nablus Governorate by Economic Activity, Sex and Sector, 2007**

| Economic Activity & Sex                                | Total         | Sector       |                            |            |                         |                    |                     |                           |                          |                            |                           |
|--|---------------|--------------|----------------------------|------------|-------------------------|--------------------|---------------------|---------------------------|--------------------------|----------------------------|---------------------------|
|  |               | Not Stated   | International Organization | UNRWA      | Non Profit Organization | Foreign Government | National Government | Foreign Private (Outdoor) | Foreign Private (Indoor) | National Private (Outdoor) | National Private (Indoor) |
| <b>Both Sexes</b>                                      |               |              |                            |            |                         |                    |                     |                           |                          |                            |                           |
| Agriculture, Hunting and Forestry                      | 3,276         | 31           | 3                          | -          | -                       | 16                 | 7                   | 880                       | 88                       | 1,468                      | 783                       |
| Fishing  | 2             | -            | -                          | -          | -                       | -                  | -                   | 1                         | -                        | 1                          | -                         |
| Mining and Quarrying                                   | 355           | 1            | -                          | -          | -                       | 3                  | -                   | 15                        | 13                       | 107                        | 216                       |
| Manufacturing  | 12,036        | 63           | 3                          | 6          | 23                      | 25                 | 26                  | 238                       | 949                      | 744                        | 9,959                     |
| Electricity, Gas and Water Supply                      | 78            | -            | -                          | -          | -                       | 5                  | 6                   | 5                         | 10                       | 17                         | 35                        |
| Construction   | 13,699        | 165          | 12                         | 22         | 1                       | 117                | 30                  | 3,361                     | 1,162                    | 5,940                      | 2,889                     |
| Whole sale and Retail Trade                            | 13,844        | 53           | 3                          | -          | 3                       | 23                 | 40                  | 100                       | 615                      | 1,715                      | 11,292                    |
| Hotels and Restaurants                                 | 1,328         | 12           | -                          | -          | -                       | 6                  | -                   | 31                        | 272                      | 59                         | 948                       |
| Transport, Storage and Communication                   | 4,713         | 21           | 2                          | 3          | 1                       | 11                 | 81                  | 86                        | 50                       | 2,913                      | 1,545                     |
| Financial Intermediation                               | 1,066         | 2            | 4                          | -          | -                       | 6                  | 17                  | 6                         | 205                      | 21                         | 805                       |
| Real-estate, Renting and Business Activities           | 1,974         | 13           | 4                          | 6          | 12                      | 23                 | 74                  | 45                        | 149                      | 170                        | 1,478                     |
| Public Administration and Defense                      | 7,761         | 3            | -                          | -          | -                       | -                  | 7,758               | -                         | -                        | -                          | -                         |
| Education  | 7,240         | 16           | 3                          | 371        | 67                      | 42                 | 4,342               | 5                         | 47                       | 72                         | 2,275                     |
| Health and Social Work                                 | 2,245         | 5            | 7                          | 80         | 188                     | 30                 | 733                 | 8                         | 59                       | 37                         | 1,098                     |
| Other Community Social and Personal service Activities | 1,998         | 8            | 5                          | 4          | 313                     | 31                 | 282                 | 42                        | 70                       | 135                        | 1,108                     |
| Private Households with Employed Persons               | 35            | 2            | -                          | -          | -                       | -                  | -                   | 5                         | 4                        | 7                          | 17                        |
| Extraterritorial Organizations and Bodies              | 550           | -            | 72                         | 446        | -                       | 32                 | -                   | -                         | -                        | -                          | -                         |
| Not Stated   | 1,658         | 1,446        | 16                         | 2          | 2                       | 6                  | 8                   | 17                        | 26                       | 41                         | 94                        |
| <b>Total</b>   | <b>73,858</b> | <b>1,841</b> | <b>134</b>                 | <b>940</b> | <b>610</b>              | <b>376</b>         | <b>13,404</b>       | <b>4,845</b>              | <b>3,719</b>             | <b>13,447</b>              | <b>34,542</b>             |



**Table 33 (Cont.): Employed and Unemployed Ever Worked Palestinian Population (15 Years and Over) in Nablus Governorate by Economic Activity, Sex and Sector, 2007**

| Economic Activity & Sex                                | Total         | Sector       |                            |            |                         |                    |                     |                           |                          |                            |                           |
|--|---------------|--------------|----------------------------|------------|-------------------------|--------------------|---------------------|---------------------------|--------------------------|----------------------------|---------------------------|
|  |               | Not Stated   | International Organization | UNRWA      | Non Profit Organization | Foreign Government | National Government | Foreign Private (Outdoor) | Foreign Private (Indoor) | National Private (Outdoor) | National Private (Indoor) |
| <b>Males</b>   |               |              |                            |            |                         |                    |                     |                           |                          |                            |                           |
| Agriculture, Hunting and Forestry                      | 2,981         | 27           | 3                          | -          | -                       | 15                 | 7                   | 867                       | 87                       | 1,359                      | 616                       |
| Fishing  | 2             | -            | -                          | -          | -                       | -                  | -                   | 1                         | -                        | 1                          | -                         |
| Mining and Quarrying                                   | 355           | 1            | -                          | -          | -                       | 3                  | -                   | 15                        | 13                       | 107                        | 216                       |
| Manufacturing  | 10,821        | 51           | 3                          | 4          | 16                      | 24                 | 19                  | 238                       | 936                      | 697                        | 8,833                     |
| Electricity, Gas and Water Supply                      | 72            | -            | -                          | -          | -                       | 4                  | 6                   | 5                         | 9                        | 17                         | 31                        |
| Construction   | 13,635        | 165          | 12                         | 21         | 1                       | 117                | 29                  | 3,359                     | 1,161                    | 5,938                      | 2,832                     |
| Whole sale and Retail Trade                            | 13,095        | 49           | 3                          | -          | 2                       | 23                 | 29                  | 99                        | 609                      | 1,700                      | 10,581                    |
| Hotels and Restaurants                                 | 1,299         | 11           | -                          | -          | -                       | 6                  | -                   | 31                        | 272                      | 59                         | 920                       |
| Transport, Storage and Communication                   | 4,519         | 21           | 2                          | 3          | 1                       | 11                 | 73                  | 86                        | 47                       | 2,913                      | 1,362                     |
| Financial Intermediation                               | 806           | 2            | 3                          | -          | -                       | 6                  | 14                  | 5                         | 149                      | 18                         | 609                       |
| Real-estate, Renting and Business Activities           | 1,556         | 9            | 3                          | 5          | 5                       | 20                 | 58                  | 42                        | 140                      | 156                        | 1,118                     |
| Public Administration and Defense                      | 6,754         | 3            | -                          | -          | -                       | -                  | 6,751               | -                         | -                        | -                          | -                         |
| Education  | 3,386         | 2            | 2                          | 179        | 18                      | 26                 | 2,070               | 5                         | 25                       | 48                         | 1,011                     |
| Health and Social Work                                 | 1,177         | 3            | 4                          | 35         | 78                      | 25                 | 394                 | 7                         | 39                       | 27                         | 565                       |
| Other Community Social and Personal service Activities | 1,354         | 5            | 3                          | 1          | 132                     | 29                 | 247                 | 42                        | 63                       | 119                        | 713                       |
| Private Households with Employed Persons               | 11            | 1            | -                          | -          | -                       | -                  | -                   | 4                         | -                        | 4                          | 2                         |
| Extraterritorial Organizations and Bodies              | 382           | -            | 47                         | 304        | -                       | 31                 | -                   | -                         | -                        | -                          | -                         |
| Not Stated   | 1,331         | 1,150        | 11                         | 1          | -                       | 6                  | 5                   | 17                        | 24                       | 41                         | 76                        |
| <b>Total</b>   | <b>63,536</b> | <b>1,500</b> | <b>96</b>                  | <b>553</b> | <b>253</b>              | <b>346</b>         | <b>9,702</b>        | <b>4,823</b>              | <b>3,574</b>             | <b>13,204</b>              | <b>29,485</b>             |

**Table 33 (Cont.): Employed and Unemployed Ever Worked Palestinian Population (15 Years and Over) in Nablus Governorate by Economic Activity, Sex and Sector, 2007**

| Economic Activity & Sex                                | Total         | Sector     |                            |            |                         |                    |                     |                           |                          |                            |                           |  |
|--|---------------|------------|----------------------------|------------|-------------------------|--------------------|---------------------|---------------------------|--------------------------|----------------------------|---------------------------|--|
|  |               | Not Stated | International Organization | UNRWA      | Non Profit Organization | Foreign Government | National Government | Foreign Private (Outdoor) | Foreign Private (Indoor) | National Private (Outdoor) | National Private (Indoor) |  |
| <b>Females</b>   |               |            |                            |            |                         |                    |                     |                           |                          |                            |                           |  |
| Agriculture, Hunting and Forestry                      | 295           | 4          | -                          | -          | -                       | 1                  | -                   | 13                        | 1                        | 109                        | 167                       |  |
| Fishing  | -             | -          | -                          | -          | -                       | -                  | -                   | -                         | -                        | -                          | -                         |  |
| Mining and Quarrying                                   | -             | -          | -                          | -          | -                       | -                  | -                   | -                         | -                        | -                          | -                         |  |
| Manufacturing  | 1,215         | 12         | -                          | 2          | 7                       | 1                  | 7                   | -                         | 13                       | 47                         | 1,126                     |  |
| Electricity, Gas and Water Supply                      | 6             | -          | -                          | -          | -                       | 1                  | -                   | -                         | 1                        | -                          | 4                         |  |
| Construction   | 64            | -          | -                          | 1          | -                       | -                  | 1                   | 2                         | 1                        | 2                          | 57                        |  |
| Whole sale and Retail Trade                            | 749           | 4          | -                          | -          | 1                       | -                  | 11                  | 1                         | 6                        | 15                         | 711                       |  |
| Hotels and Restaurants                                 | 29            | 1          | -                          | -          | -                       | -                  | -                   | -                         | -                        | -                          | 28                        |  |
| Transport, Storage and Communication                   | 194           | -          | -                          | -          | -                       | -                  | 8                   | -                         | 3                        | -                          | 183                       |  |
| Financial Intermediation                               | 260           | -          | 1                          | -          | -                       | -                  | 3                   | 1                         | 56                       | 3                          | 196                       |  |
| Real-estate, Renting and Business Activities           | 418           | 4          | 1                          | 1          | 7                       | 3                  | 16                  | 3                         | 9                        | 14                         | 360                       |  |
| Public Administration and Defense                      | 1,007         | -          | -                          | -          | -                       | -                  | 1,007               | -                         | -                        | -                          | -                         |  |
| Education  | 3,854         | 14         | 1                          | 192        | 49                      | 16                 | 2,272               | -                         | 22                       | 24                         | 1,264                     |  |
| Health and Social Work                                 | 1,068         | 2          | 3                          | 45         | 110                     | 5                  | 339                 | 1                         | 20                       | 10                         | 533                       |  |
| Other Community Social and Personal service Activities | 644           | 3          | 2                          | 3          | 181                     | 2                  | 35                  | -                         | 7                        | 16                         | 395                       |  |
| Private Households with Employed Persons               | 24            | 1          | -                          | -          | -                       | -                  | -                   | 1                         | 4                        | 3                          | 15                        |  |
| Extraterritorial Organizations and Bodies              | 168           | -          | 25                         | 142        | -                       | 1                  | -                   | -                         | -                        | -                          | -                         |  |
| Not Stated   | 327           | 296        | 5                          | 1          | 2                       | -                  | 3                   | -                         | 2                        | -                          | 18                        |  |
| <b>Total</b>   | <b>10,322</b> | <b>341</b> | <b>38</b>                  | <b>387</b> | <b>357</b>              | <b>30</b>          | <b>3,702</b>        | <b>22</b>                 | <b>145</b>               | <b>243</b>                 | <b>5,057</b>              |  |

**Table 34: Employed Palestinian Population (10 Years and Over) in Nablus Governorate by Main Occupation, Sex and Age Group, 2007**

| Main Occupation & Sex                    | Total         | Age Group    |              |              |              |              |              |               |               |               |              |              |            |
|--|---------------|--------------|--------------|--------------|--------------|--------------|--------------|---------------|---------------|---------------|--------------|--------------|------------|
|  |               | +65          | 64 - 60      | 59 - 55      | 54 - 50      | 49 - 45      | 44 - 40      | 39 - 35       | 34 - 30       | 29 - 25       | 24 - 20      | 19 - 15      | 14 - 10    |
| <b>Both Sexes</b>                        |               |              |              |              |              |              |              |               |               |               |              |              |            |
| Legislators and Managers                 | <b>2,191</b>  | 80           | 74           | 178          | 194          | 396          | 441          | 356           | 273           | 135           | 60           | 4            | -          |
| Professionals                            | <b>9,062</b>  | 54           | 104          | 355          | 553          | 1,029        | 1,260        | 1,355         | 1,615         | 1,952         | 785          | -            | -          |
| Technicians and Associate Professionals  | <b>5,108</b>  | 44           | 51           | 250          | 349          | 612          | 804          | 800           | 797           | 843           | 514          | 41           | 3          |
| Clerks                                   | <b>2,227</b>  | 14           | 31           | 78           | 127          | 257          | 291          | 343           | 379           | 437           | 253          | 17           | -          |
| Services and Sales Workers               | <b>14,056</b> | 378          | 320          | 504          | 683          | 1,196        | 1,729        | 2,033         | 2,172         | 2,289         | 1,945        | 722          | 85         |
| Skilled Agricultural and Fishery Workers | <b>1,798</b>  | 176          | 109          | 149          | 156          | 206          | 219          | 200           | 176           | 147           | 118          | 117          | 25         |
| Crafts and Related Workers               | <b>17,386</b> | 171          | 260          | 447          | 809          | 1,511        | 2,289        | 2,566         | 3,030         | 2,768         | 2,214        | 1,210        | 111        |
| Plant, Machine Operators and Assemblers  | <b>5,349</b>  | 55           | 71           | 179          | 363          | 572          | 793          | 946           | 973           | 822           | 455          | 116          | 4          |
| Elementary Occupations                   | <b>11,621</b> | 123          | 128          | 334          | 566          | 936          | 1,391        | 1,688         | 1,839         | 1,734         | 1,719        | 1,102        | 61         |
| Not Stated                               | <b>210</b>    | 3            | 4            | -            | 10           | 14           | 12           | 12            | 21            | 54            | 50           | 25           | 5          |
| <b>Total</b>                             | <b>69,008</b> | <b>1,098</b> | <b>1,152</b> | <b>2,474</b> | <b>3,810</b> | <b>6,729</b> | <b>9,229</b> | <b>10,299</b> | <b>11,275</b> | <b>11,181</b> | <b>8,113</b> | <b>3,354</b> | <b>294</b> |

**Table 34 (Cont.): Employed Palestinian Population (10 Years and Over) in Nablus Governorate by Main Occupation, Sex and Age Group, 2007**

| Main Occupation & Sex                    | Total         | Age Group    |              |              |              |              |              |              |              |              |              |              |            |
|--|---------------|--------------|--------------|--------------|--------------|--------------|--------------|--------------|--------------|--------------|--------------|--------------|------------|
|  |               | +65          | 64 - 60      | 59 - 55      | 54 - 50      | 49 - 45      | 44 - 40      | 39 - 35      | 34 - 30      | 29 - 25      | 24 - 20      | 19 - 15      | 14 - 10    |
| <b>Males</b>                             |               |              |              |              |              |              |              |              |              |              |              |              |            |
| Legislators and Managers                 | <b>1,817</b>  | 72           | 69           | 152          | 160          | 325          | 357          | 290          | 225          | 111          | 52           | 4            | -          |
| Professionals                            | <b>5,356</b>  | 52           | 94           | 289          | 414          | 711          | 754          | 793          | 860          | 1,016        | 373          | -            | -          |
| Technicians and Associate Professionals  | <b>3,244</b>  | 40           | 44           | 182          | 255          | 408          | 528          | 485          | 476          | 512          | 280          | 31           | 3          |
| Clerks                                   | <b>1,244</b>  | 14           | 27           | 67           | 88           | 176          | 157          | 186          | 177          | 218          | 124          | 10           | -          |
| Services and Sales Workers               | <b>13,053</b> | 362          | 303          | 473          | 636          | 1,111        | 1,563        | 1,838        | 1,990        | 2,157        | 1,835        | 701          | 84         |
| Skilled Agricultural and Fishery Workers | <b>1,510</b>  | 162          | 87           | 125          | 134          | 161          | 171          | 165          | 141          | 126          | 105          | 111          | 22         |
| Crafts and Related Workers               | <b>16,386</b> | 163          | 249          | 435          | 758          | 1,406        | 2,127        | 2,394        | 2,835        | 2,631        | 2,113        | 1,166        | 109        |
| Plant, Machine Operators and Assemblers  | <b>5,309</b>  | 55           | 71           | 179          | 363          | 570          | 789          | 940          | 967          | 813          | 445          | 113          | 4          |
| Elementary Occupations                   | <b>11,244</b> | 119          | 123          | 315          | 535          | 882          | 1,309        | 1,627        | 1,788        | 1,698        | 1,700        | 1,089        | 59         |
| Not Stated                               | <b>170</b>    | 2            | 4            | -            | 9            | 13           | 9            | 12           | 12           | 41           | 42           | 21           | 5          |
| <b>Total</b>                             | <b>59,333</b> | <b>1,041</b> | <b>1,071</b> | <b>2,217</b> | <b>3,352</b> | <b>5,763</b> | <b>7,764</b> | <b>8,730</b> | <b>9,471</b> | <b>9,323</b> | <b>7,069</b> | <b>3,246</b> | <b>286</b> |

2007

( 10)

:( ) 34

**Table 34 (Cont.): Employed Palestinian Population (10 Years and Over) in Nablus Governorate by Main Occupation, Sex and Age Group, 2007**

| Main Occupation & Sex                    | Total        | Age Group |           |            |            |            |              |              |              |              |              |            |          |         |
|--|--------------|-----------|-----------|------------|------------|------------|--------------|--------------|--------------|--------------|--------------|------------|----------|---------|
|  |              | +65       | 64 - 60   | 59 - 55    | 54 - 50    | 49 - 45    | 44 - 40      | 39 - 35      | 34 - 30      | 29 - 25      | 24 - 20      | 19 - 15    |          | 14 - 10 |
| <b>Females</b>                           |              |           |           |            |            |            |              |              |              |              |              |            |          |         |
| Legislators and Managers                 | 374          | 8         | 5         | 26         | 34         | 71         | 84           | 66           | 48           | 24           | 8            | -          | -        |         |
| Professionals                            | 3,706        | 2         | 10        | 66         | 139        | 318        | 506          | 562          | 755          | 936          | 412          | -          | -        |         |
| Technicians and Associate Professionals  | 1,864        | 4         | 7         | 68         | 94         | 204        | 276          | 315          | 321          | 331          | 234          | 10         | -        |         |
| Clerks                                   | 983          | -         | 4         | 11         | 39         | 81         | 134          | 157          | 202          | 219          | 129          | 7          | -        |         |
| Services and Sales Workers               | 1,003        | 16        | 17        | 31         | 47         | 85         | 166          | 195          | 182          | 132          | 110          | 21         | 1        |         |
| Skilled Agricultural and Fishery Workers | 288          | 14        | 22        | 24         | 22         | 45         | 48           | 35           | 35           | 21           | 13           | 6          | 3        |         |
| Crafts and Related Workers               | 1,000        | 8         | 11        | 12         | 51         | 105        | 162          | 172          | 195          | 137          | 101          | 44         | 2        |         |
| Plant, Machine Operators and Assemblers  | 40           | -         | -         | -          | -          | 2          | 4            | 6            | 6            | 9            | 10           | 3          | -        |         |
| Elementary Occupations                   | 377          | 4         | 5         | 19         | 31         | 54         | 82           | 61           | 51           | 36           | 19           | 13         | 2        |         |
| Not Stated                               | 40           | 1         | -         | -          | 1          | 1          | 3            | -            | 9            | 13           | 8            | 4          | -        |         |
| <b>Total</b>                             | <b>9,675</b> | <b>57</b> | <b>81</b> | <b>257</b> | <b>458</b> | <b>966</b> | <b>1,465</b> | <b>1,569</b> | <b>1,804</b> | <b>1,858</b> | <b>1,044</b> | <b>108</b> | <b>8</b> |         |

**Table 35: Employed Palestinian Population (10 Years and Over) in Nablus Governorate by Economic Activity, Sex and Age Group, 2007**

| Economic Activity & Sex                                | Total         | Age Group    |              |              |              |              |              |               |               |               |              |              |            |
|--|---------------|--------------|--------------|--------------|--------------|--------------|--------------|---------------|---------------|---------------|--------------|--------------|------------|
|  |               | +65          | 64 - 60      | 59 - 55      | 54 - 50      | 49 - 45      | 44 - 40      | 39 - 35       | 34 - 30       | 29 - 25       | 24 - 20      | 19 - 15      | 14 - 10    |
| <b>Both Sexes</b>                                      |               |              |              |              |              |              |              |               |               |               |              |              |            |
| Agriculture, Hunting and Forestry                      | <b>3,146</b>  | 184          | 110          | 171          | 184          | 271          | 322          | 349           | 365           | 360           | 398          | 393          | 39         |
| Fishing  | <b>1</b>      | -            | -            | -            | -            | -            | 1            | -             | -             | -             | -            | -            | -          |
| Mining and Quarrying                                   | <b>326</b>    | 3            | -            | 8            | 16           | 26           | 42           | 56            | 60            | 45            | 49           | 21           | -          |
| Manufacturing  | <b>11,621</b> | 192          | 215          | 319          | 503          | 988          | 1,392        | 1,588         | 1,916         | 1,939         | 1,562        | 905          | 102        |
| Electricity, Gas and Water Supply                      | <b>74</b>     | -            | 3            | 4            | 3            | 10           | 9            | 11            | 11            | 15            | 7            | 1            | -          |
| Construction   | <b>11,986</b> | 41           | 107          | 236          | 552          | 1,048        | 1,591        | 1,888         | 2,150         | 1,902         | 1,622        | 824          | 25         |
| Whole sale and Retail Trade                            | <b>13,490</b> | 439          | 385          | 549          | 822          | 1,279        | 1,836        | 1,849         | 1,881         | 1,905         | 1,627        | 817          | 101        |
| Hotels and Restaurants                                 | <b>1,265</b>  | 21           | 30           | 41           | 53           | 109          | 163          | 180           | 161           | 198           | 179          | 118          | 12         |
| Transport, Storage and Communication                   | <b>4,495</b>  | 42           | 64           | 152          | 283          | 460          | 673          | 794           | 866           | 753           | 369          | 38           | 1          |
| Financial Intermediation                               | <b>1,035</b>  | 6            | 9            | 27           | 54           | 119          | 144          | 178           | 160           | 202           | 133          | 3            | -          |
| Real-estate, Renting and Business Activities           | <b>1,871</b>  | 36           | 45           | 74           | 99           | 200          | 239          | 187           | 255           | 449           | 261          | 22           | 4          |
| Public Administration and Defense                      | <b>7,669</b>  | 21           | 49           | 262          | 371          | 750          | 968          | 1,321         | 1,534         | 1,457         | 858          | 78           | -          |
| Education  | <b>7,093</b>  | 37           | 63           | 407          | 549          | 946          | 1,149        | 1,117         | 1,125         | 1,171         | 509          | 19           | 1          |
| Health and Social Work                                 | <b>2,191</b>  | 27           | 32           | 122          | 165          | 238          | 327          | 393           | 373           | 315           | 186          | 13           | -          |
| Other Community Social and Personal service Activities | <b>1,904</b>  | 42           | 31           | 75           | 102          | 175          | 278          | 281           | 296           | 311           | 240          | 69           | 4          |
| Private Households with Employed Persons               | <b>29</b>     | -            | -            | 2            | 6            | 4            | 5            | 7             | 1             | 3             | -            | 1            | -          |
| Extraterritorial Organizations and Bodies              | <b>500</b>    | 2            | 4            | 20           | 34           | 80           | 70           | 76            | 81            | 87            | 43           | 3            | -          |
| Not Stated   | <b>312</b>    | 5            | 5            | 5            | 14           | 26           | 20           | 24            | 40            | 69            | 70           | 29           | 5          |
| <b>Total</b>   | <b>69,008</b> | <b>1,098</b> | <b>1,152</b> | <b>2,474</b> | <b>3,810</b> | <b>6,729</b> | <b>9,229</b> | <b>10,299</b> | <b>11,275</b> | <b>11,181</b> | <b>8,113</b> | <b>3,354</b> | <b>294</b> |

2007

( 10)

:( ) 35

**Table 35 (Cont.): Employed Palestinian Population (10 Years and Over) in Nablus Governorate by Economic Activity, Sex and Age Group, 2007**

| Economic Activity & Sex                                | Total         | Age Group    |              |              |              |              |              |              |              |              |              |              |            |
|--|---------------|--------------|--------------|--------------|--------------|--------------|--------------|--------------|--------------|--------------|--------------|--------------|------------|
|  |               | +65          | 64 - 60      | 59 - 55      | 54 - 50      | 49 - 45      | 44 - 40      | 39 - 35      | 34 - 30      | 29 - 25      | 24 - 20      | 19 - 15      | 14 - 10    |
| <b>Males</b>   |               |              |              |              |              |              |              |              |              |              |              |              |            |
| Agriculture, Hunting and Forestry                      | <b>2,848</b>  | 173          | 88           | 147          | 165          | 228          | 271          | 311          | 329          | 338          | 385          | 379          | 34         |
| Fishing  | <b>1</b>      | -            | -            | -            | -            | -            | 1            | -            | -            | -            | -            | -            | -          |
| Mining and Quarrying                                   | <b>326</b>    | 3            | -            | 8            | 16           | 26           | 42           | 56           | 60           | 45           | 49           | 21           | -          |
| Manufacturing  | <b>10,463</b> | 181          | 202          | 304          | 450          | 875          | 1,221        | 1,403        | 1,700        | 1,752        | 1,419        | 856          | 100        |
| Electricity, Gas and Water Supply                      | <b>69</b>     | -            | 3            | 4            | 3            | 10           | 9            | 10           | 11           | 12           | 6            | 1            | -          |
| Construction   | <b>11,926</b> | 41           | 107          | 236          | 552          | 1,047        | 1,588        | 1,883        | 2,130        | 1,883        | 1,611        | 823          | 25         |
| Whole sale and Retail Trade                            | <b>12,764</b> | 424          | 365          | 524          | 787          | 1,223        | 1,739        | 1,746        | 1,766        | 1,773        | 1,514        | 803          | 100        |
| Hotels and Restaurants                                 | <b>1,238</b>  | 20           | 29           | 41           | 52           | 108          | 158          | 174          | 157          | 193          | 178          | 116          | 12         |
| Transport, Storage and Communication                   | <b>4,313</b>  | 42           | 64           | 152          | 281          | 455          | 658          | 776          | 820          | 686          | 340          | 38           | 1          |
| Financial Intermediation                               | <b>782</b>    | 6            | 9            | 25           | 49           | 106          | 105          | 126          | 115          | 147          | 91           | 3            | -          |
| Real-estate, Renting and Business Activities           | <b>1,491</b>  | 34           | 42           | 71           | 95           | 181          | 194          | 139          | 194          | 331          | 186          | 20           | 4          |
| Public Administration and Defense                      | <b>6,697</b>  | 20           | 48           | 243          | 323          | 652          | 836          | 1,113        | 1,291        | 1,300        | 795          | 76           | -          |
| Education  | <b>3,344</b>  | 32           | 54           | 282          | 351          | 495          | 556          | 534          | 462          | 411          | 154          | 12           | 1          |
| Health and Social Work                                 | <b>1,158</b>  | 23           | 24           | 92           | 102          | 139          | 144          | 199          | 199          | 148          | 81           | 7            | -          |
| Other Community Social and Personal service Activities | <b>1,306</b>  | 36           | 28           | 63           | 83           | 128          | 173          | 184          | 171          | 198          | 176          | 62           | 4          |
| Private Households with Employed Persons               | <b>7</b>      | -            | -            | 1            | 1            | -            | 2            | 1            | -            | 1            | -            | 1            | -          |
| Extraterritorial Organizations and Bodies              | <b>343</b>    | 2            | 3            | 19           | 29           | 66           | 52           | 52           | 41           | 47           | 29           | 3            | -          |
| Not Stated   | <b>257</b>    | 4            | 5            | 5            | 13           | 24           | 15           | 23           | 25           | 58           | 55           | 25           | 5          |
| <b>Total</b>   | <b>59,333</b> | <b>1,041</b> | <b>1,071</b> | <b>2,217</b> | <b>3,352</b> | <b>5,763</b> | <b>7,764</b> | <b>8,730</b> | <b>9,471</b> | <b>9,323</b> | <b>7,069</b> | <b>3,246</b> | <b>286</b> |

2007

( 10)

:( ) 35

**Table 35 (Cont.): Employed Palestinian Population (10 Years and Over) in Nablus Governorate by Economic Activity, Sex and Age Group, 2007**

| Economic Activity & Sex                                | Total        | Age Group |           |            |            |            |              |              |              |              |              |            |          |
|--|--------------|-----------|-----------|------------|------------|------------|--------------|--------------|--------------|--------------|--------------|------------|----------|
|  |              | +65       | 64 - 60   | 59 - 55    | 54 - 50    | 49 - 45    | 44 - 40      | 39 - 35      | 34 - 30      | 29 - 25      | 24 - 20      | 19 - 15    | 14 - 10  |
| <b>Females</b>   |              |           |           |            |            |            |              |              |              |              |              |            |          |
| Agriculture, Hunting and Forestry                      | 298          | 11        | 22        | 24         | 19         | 43         | 51           | 38           | 36           | 22           | 13           | 14         | 5        |
| Fishing  | -            | -         | -         | -          | -          | -          | -            | -            | -            | -            | -            | -          | -        |
| Mining and Quarrying                                   | -            | -         | -         | -          | -          | -          | -            | -            | -            | -            | -            | -          | -        |
| Manufacturing  | 1,158        | 11        | 13        | 15         | 53         | 113        | 171          | 185          | 216          | 187          | 143          | 49         | 2        |
| Electricity, Gas and Water Supply                      | 5            | -         | -         | -          | -          | -          | -            | 1            | -            | 3            | 1            | -          | -        |
| Construction   | 60           | -         | -         | -          | -          | 1          | 3            | 5            | 20           | 19           | 11           | 1          | -        |
| Whole sale and Retail Trade                            | 726          | 15        | 20        | 25         | 35         | 56         | 97           | 103          | 115          | 132          | 113          | 14         | 1        |
| Hotels and Restaurants                                 | 27           | 1         | 1         | -          | 1          | 1          | 5            | 6            | 4            | 5            | 1            | 2          | -        |
| Transport, Storage and Communication                   | 182          | -         | -         | -          | 2          | 5          | 15           | 18           | 46           | 67           | 29           | -          | -        |
| Financial Intermediation                               | 253          | -         | -         | 2          | 5          | 13         | 39           | 52           | 45           | 55           | 42           | -          | -        |
| Real-estate, Renting and Business Activities           | 380          | 2         | 3         | 3          | 4          | 19         | 45           | 48           | 61           | 118          | 75           | 2          | -        |
| Public Administration and Defense                      | 972          | 1         | 1         | 19         | 48         | 98         | 132          | 208          | 243          | 157          | 63           | 2          | -        |
| Education  | 3,749        | 5         | 9         | 125        | 198        | 451        | 593          | 583          | 663          | 760          | 355          | 7          | -        |
| Health and Social Work                                 | 1,033        | 4         | 8         | 30         | 63         | 99         | 183          | 194          | 174          | 167          | 105          | 6          | -        |
| Other Community Social and Personal service Activities | 598          | 6         | 3         | 12         | 19         | 47         | 105          | 97           | 125          | 113          | 64           | 7          | -        |
| Private Households with Employed Persons               | 22           | -         | -         | 1          | 5          | 4          | 3            | 6            | 1            | 2            | -            | -          | -        |
| Extraterritorial Organizations and Bodies              | 157          | -         | 1         | 1          | 5          | 14         | 18           | 24           | 40           | 40           | 14           | -          | -        |
| Not Stated   | 55           | 1         | -         | -          | 1          | 2          | 5            | 1            | 15           | 11           | 15           | 4          | -        |
| <b>Total</b>   | <b>9,675</b> | <b>57</b> | <b>81</b> | <b>257</b> | <b>458</b> | <b>966</b> | <b>1,465</b> | <b>1,569</b> | <b>1,804</b> | <b>1,858</b> | <b>1,044</b> | <b>108</b> | <b>8</b> |



**Table 36: Employed Palestinian Population (10 Years and Over) in Nablus Governorate by Age Group, Sex and Employment Status, 2007**

| Age Group and Sex | Total         | Employment Status |                      |                         |                       |               |              |         |
|-------------------|---------------|-------------------|----------------------|-------------------------|-----------------------|---------------|--------------|---------|
|                   |               | Not Stated        | Unpaid Family Member | Irregular Wage Employee | Regular Wage Employee | Self Employed | Employer     |         |
| <b>Both Sexes</b> |               |                   |                      |                         |                       |               |              |         |
| 10 - 14           | <b>294</b>    | 13                | 67                   | 74                      | 121                   | 13            | 6            | 14 - 10 |
| 15 - 19           | <b>3,354</b>  | 64                | 306                  | 1,205                   | 1,520                 | 185           | 74           | 19 - 15 |
| 20 - 24           | <b>8,113</b>  | 103               | 284                  | 2,051                   | 4,725                 | 662           | 288          | 24 - 20 |
| 25 - 29           | <b>11,181</b> | 97                | 154                  | 2,278                   | 6,825                 | 1,129         | 698          | 29 - 25 |
| 30 - 34           | <b>11,275</b> | 62                | 108                  | 2,219                   | 6,242                 | 1,493         | 1,151        | 34 - 30 |
| 35 - 39           | <b>10,299</b> | 39                | 67                   | 1,926                   | 5,457                 | 1,531         | 1,279        | 39 - 35 |
| 40 - 44           | <b>9,229</b>  | 24                | 71                   | 1,543                   | 4,716                 | 1,538         | 1,337        | 44 - 40 |
| 45 - 49           | <b>6,729</b>  | 25                | 54                   | 1,039                   | 3,354                 | 1,181         | 1,076        | 49 - 45 |
| 50 - 54           | <b>3,810</b>  | 14                | 24                   | 560                     | 1,810                 | 764           | 638          | 54 - 50 |
| 55 - 59           | <b>2,474</b>  | 7                 | 29                   | 268                     | 1,143                 | 548           | 479          | 59 - 55 |
| 60 - 64           | <b>1,152</b>  | 9                 | 21                   | 113                     | 286                   | 386           | 337          | 64 - 60 |
| 65+               | <b>1,098</b>  | 8                 | 16                   | 91                      | 175                   | 433           | 375          | +65     |
| <b>Total</b>      | <b>69,008</b> | <b>465</b>        | <b>1,201</b>         | <b>13,367</b>           | <b>36,374</b>         | <b>9,863</b>  | <b>7,738</b> |         |

2007

( 10)

:( ) 36

**Table 36 (Cont.): Employed Palestinian Population (10 Years and Over) in Nablus Governorate by Age Group, Sex and Employment Status, 2007**

| Age Group and Sex | Total         | Employment Status |                      |                         |                       |               |              |         |
|-------------------|---------------|-------------------|----------------------|-------------------------|-----------------------|---------------|--------------|---------|
|                   |               | Not Stated        | Unpaid Family Member | Irregular Wage Employee | Regular Wage Employee | Self Employed | Employer     |         |
| <b>Males</b>      |               |                   |                      |                         |                       |               |              |         |
| 10 - 14           | <b>286</b>    | 12                | 63                   | 73                      | 119                   | 13            | 6            | 14 - 10 |
| 15 - 19           | <b>3,246</b>  | 60                | 298                  | 1,178                   | 1,455                 | 183           | 72           | 19 - 15 |
| 20 - 24           | <b>7,069</b>  | 88                | 268                  | 1,949                   | 3,849                 | 635           | 280          | 24 - 20 |
| 25 - 29           | <b>9,323</b>  | 80                | 137                  | 2,156                   | 5,199                 | 1,083         | 668          | 29 - 25 |
| 30 - 34           | <b>9,471</b>  | 43                | 76                   | 2,111                   | 4,749                 | 1,389         | 1,103        | 34 - 30 |
| 35 - 39           | <b>8,730</b>  | 32                | 30                   | 1,812                   | 4,180                 | 1,457         | 1,219        | 39 - 35 |
| 40 - 44           | <b>7,764</b>  | 12                | 34                   | 1,450                   | 3,543                 | 1,452         | 1,273        | 44 - 40 |
| 45 - 49           | <b>5,763</b>  | 21                | 16                   | 989                     | 2,607                 | 1,099         | 1,031        | 49 - 45 |
| 50 - 54           | <b>3,352</b>  | 12                | 9                    | 528                     | 1,472                 | 723           | 608          | 54 - 50 |
| 55 - 59           | <b>2,217</b>  | 5                 | 12                   | 259                     | 951                   | 521           | 469          | 59 - 55 |
| 60 - 64           | <b>1,071</b>  | 9                 | 11                   | 105                     | 266                   | 355           | 325          | 64 - 60 |
| 65+               | <b>1,041</b>  | 4                 | 11                   | 87                      | 164                   | 410           | 365          | +65     |
| <b>Total</b>      | <b>59,333</b> | <b>378</b>        | <b>965</b>           | <b>12,697</b>           | <b>28,554</b>         | <b>9,320</b>  | <b>7,419</b> |         |

2007

( 10)

:( ) 36

**Table 36 (Cont.): Employed Palestinian Population (10 Years and Over) in Nablus Governorate by Age Group, Sex and Employment Status, 2007**

| Age Group and Sex | Total        | Employment Status |                      |                         |                       |               |            |         |
|-------------------|--------------|-------------------|----------------------|-------------------------|-----------------------|---------------|------------|---------|
|                   |              | Not Stated        | Unpaid Family Member | Irregular Wage Employee | Regular Wage Employee | Self Employed | Employer   |         |
| <b>Females</b>    |              |                   |                      |                         |                       |               |            |         |
| 10 - 14           | <b>8</b>     | 1                 | 4                    | 1                       | 2                     | -             | -          | 14 - 10 |
| 15 - 19           | <b>108</b>   | 4                 | 8                    | 27                      | 65                    | 2             | 2          | 19 - 15 |
| 20 - 24           | <b>1,044</b> | 15                | 16                   | 102                     | 876                   | 27            | 8          | 24 - 20 |
| 25 - 29           | <b>1,858</b> | 17                | 17                   | 122                     | 1,626                 | 46            | 30         | 29 - 25 |
| 30 - 34           | <b>1,804</b> | 19                | 32                   | 108                     | 1,493                 | 104           | 48         | 34 - 30 |
| 35 - 39           | <b>1,569</b> | 7                 | 37                   | 114                     | 1,277                 | 74            | 60         | 39 - 35 |
| 40 - 44           | <b>1,465</b> | 12                | 37                   | 93                      | 1,173                 | 86            | 64         | 44 - 40 |
| 45 - 49           | <b>966</b>   | 4                 | 38                   | 50                      | 747                   | 82            | 45         | 49 - 45 |
| 50 - 54           | <b>458</b>   | 2                 | 15                   | 32                      | 338                   | 41            | 30         | 54 - 50 |
| 55 - 59           | <b>257</b>   | 2                 | 17                   | 9                       | 192                   | 27            | 10         | 59 - 55 |
| 60 - 64           | <b>81</b>    | -                 | 10                   | 8                       | 20                    | 31            | 12         | 64 - 60 |
| 65+               | <b>57</b>    | 4                 | 5                    | 4                       | 11                    | 23            | 10         | +65     |
| <b>Total</b>      | <b>9,675</b> | <b>87</b>         | <b>236</b>           | <b>670</b>              | <b>7,820</b>          | <b>543</b>    | <b>319</b> |         |

**Table 37: Employed Palestinian Population (15 Years and Over) in Nablus Governorate by Sex, Main Occupation and Employment Status, 2007**

| Main Occupation & Sex                    | Total         | Employment Status |                      |                         |                       |               |              |
|--|---------------|-------------------|----------------------|-------------------------|-----------------------|---------------|--------------|
|  |               | Not Stated        | Unpaid Family Member | Irregular Wage Employee | Regular Wage Employee | Self Employed | Employer     |
| <b>Both Sexes</b>                        |               |                   |                      |                         |                       |               |              |
| Legislators and Managers                 | <b>2,191</b>  | 12                | 7                    | 32                      | 1,243                 | 107           | 790          |
| Professionals                            | <b>9,062</b>  | 30                | 13                   | 323                     | 7,997                 | 284           | 415          |
| Technicians and Associate Professionals  | <b>5,105</b>  | 13                | 24                   | 325                     | 4,132                 | 284           | 327          |
| Clerks                                   | <b>2,227</b>  | 3                 | 7                    | 110                     | 2,066                 | 21            | 20           |
| Services and Sales Workers               | <b>13,971</b> | 60                | 384                  | 1,163                   | 6,260                 | 3,300         | 2,804        |
| Skilled Agricultural and Fishery Workers | <b>1,773</b>  | 14                | 337                  | 73                      | 96                    | 962           | 291          |
| Crafts and Related Workers               | <b>17,275</b> | 98                | 246                  | 4,870                   | 7,023                 | 2,661         | 2,377        |
| Plant, Machine Operators and Assemblers  | <b>5,345</b>  | 24                | 36                   | 1,217                   | 2,077                 | 1,500         | 491          |
| Elementary Occupations                   | <b>11,560</b> | 71                | 79                   | 5,164                   | 5,316                 | 720           | 210          |
| Not Stated                               | <b>205</b>    | 127               | 1                    | 16                      | 43                    | 11            | 7            |
| <b>Total</b>                             | <b>68,714</b> | <b>452</b>        | <b>1,134</b>         | <b>13,293</b>           | <b>36,253</b>         | <b>9,850</b>  | <b>7,732</b> |

2007

( 15)

:( ) 37

**Table 37 (Cont.): Employed Palestinian Population (15 Years and Over) in Nablus Governorate by Sex, Main Occupation and Employment Status, 2007**

| Main Occupation & Sex                    | Total         | Employment Status |                      |                         |                       |               |              |  |
|--|---------------|-------------------|----------------------|-------------------------|-----------------------|---------------|--------------|--|
|  |               | Not Stated        | Unpaid Family Member | Irregular Wage Employee | Regular Wage Employee | Self Employed | Employer     |  |
| <b>Males</b>                             |               |                   |                      |                         |                       |               |              |  |
| Legislators and Managers                 | <b>1,817</b>  | 7                 | 5                    | 28                      | 929                   | 103           | 745          |  |
| Professionals                            | <b>5,356</b>  | 15                | 4                    | 192                     | 4,556                 | 237           | 352          |  |
| Technicians and Associate Professionals  | <b>3,241</b>  | 3                 | 16                   | 225                     | 2,428                 | 259           | 310          |  |
| Clerks                                   | <b>1,244</b>  | 1                 | 2                    | 60                      | 1,145                 | 17            | 19           |  |
| Services and Sales Workers               | <b>12,969</b> | 56                | 345                  | 1,050                   | 5,819                 | 3,052         | 2,647        |  |
| Skilled Agricultural and Fishery Workers | <b>1,488</b>  | 10                | 188                  | 72                      | 95                    | 840           | 283          |  |
| Crafts and Related Workers               | <b>16,277</b> | 82                | 233                  | 4,651                   | 6,384                 | 2,576         | 2,351        |  |
| Plant, Machine Operators and Assemblers  | <b>5,305</b>  | 24                | 34                   | 1,212                   | 2,047                 | 1,499         | 489          |  |
| Elementary Occupations                   | <b>11,185</b> | 69                | 74                   | 5,119                   | 4,998                 | 715           | 210          |  |
| Not Stated                               | <b>165</b>    | 99                | 1                    | 15                      | 34                    | 9             | 7            |  |
| <b>Total</b>                             | <b>59,047</b> | <b>366</b>        | <b>902</b>           | <b>12,624</b>           | <b>28,435</b>         | <b>9,307</b>  | <b>7,413</b> |  |

2007

( 15)

:( ) 37

**Table 37 (Cont.): Employed Palestinian Population (15 Years and Over) in Nablus Governorate by Sex, Main Occupation and Employment Status, 2007**

| Main Occupation & Sex                    | Total        | Employment Status |                      |                         |                       |               |            |  |
|--|--------------|-------------------|----------------------|-------------------------|-----------------------|---------------|------------|--|
|  |              | Not Stated        | Unpaid Family Member | Irregular Wage Employee | Regular Wage Employee | Self Employed | Employer   |  |
| <b>Females</b>                           |              |                   |                      |                         |                       |               |            |  |
| Legislators and Managers                 | 374          | 5                 | 2                    | 4                       | 314                   | 4             | 45         |  |
| Professionals                            | 3,706        | 15                | 9                    | 131                     | 3,441                 | 47            | 63         |  |
| Technicians and Associate Professionals  | 1,864        | 10                | 8                    | 100                     | 1,704                 | 25            | 17         |  |
| Clerks                                   | 983          | 2                 | 5                    | 50                      | 921                   | 4             | 1          |  |
| Services and Sales Workers               | 1,002        | 4                 | 39                   | 113                     | 441                   | 248           | 157        |  |
| Skilled Agricultural and Fishery Workers | 285          | 4                 | 149                  | 1                       | 1                     | 122           | 8          |  |
| Crafts and Related Workers               | 998          | 16                | 13                   | 219                     | 639                   | 85            | 26         |  |
| Plant, Machine Operators and Assemblers  | 40           | -                 | 2                    | 5                       | 30                    | 1             | 2          |  |
| Elementary Occupations                   | 375          | 2                 | 5                    | 45                      | 318                   | 5             | -          |  |
| Not Stated                               | 40           | 28                | -                    | 1                       | 9                     | 2             | -          |  |
| <b>Total</b>                             | <b>9,667</b> | <b>86</b>         | <b>232</b>           | <b>669</b>              | <b>7,818</b>          | <b>543</b>    | <b>319</b> |  |

2007

( 15)

:38

Table 38: Employed Palestinian Population (15 Years and Over) in Nablus Governorate by Economic Activity, Sex and Sector, 2007

| Economic Activity & Sex                               | Total         | Sector     |                            |            |                         |                    |                     |                           |                          |                            |                           |
|---|---------------|------------|----------------------------|------------|-------------------------|--------------------|---------------------|---------------------------|--------------------------|----------------------------|---------------------------|
|   |               | Not Stated | International Organization | UNRWA      | Non profit Organization | Foreign Government | National Government | Foregin Private (outdoor) | Foregin Private (indoor) | National Private (outdoor) | National Private (indoor) |
| <b>Both Sexes</b>                                     |               |            |                            |            |                         |                    |                     |                           |                          |                            |                           |
| Agriculture, Hunting and Forestry                     | 3,107         | 19         | 3                          | -          | -                       | 15                 | 7                   | 835                       | 82                       | 1,381                      | 765                       |
| Fishing   | 1             | -          | -                          | -          | -                       | -                  | -                   | 1                         | -                        | -                          | -                         |
| Mining and Quarrying                                  | 326           | 1          | -                          | -          | -                       | 3                  | -                   | 15                        | 13                       | 100                        | 194                       |
| Manufacturing   | 11,519        | 46         | 1                          | 4          | 21                      | 20                 | 26                  | 228                       | 898                      | 699                        | 9,576                     |
| Electricity, Gas and Water Supply                     | 74            | -          | -                          | -          | -                       | 5                  | 6                   | 5                         | 10                       | 14                         | 34                        |
| Construction  | 11,961        | 57         | 10                         | 18         | 1                       | 101                | 29                  | 2,992                     | 1,053                    | 5,127                      | 2,573                     |
| Whole sale and Retail Trade                           | 13,389        | 34         | 1                          | -          | 3                       | 21                 | 38                  | 93                        | 580                      | 1,620                      | 10,999                    |
| Hotels and Restaurants                                | 1,253         | 8          | -                          | -          | -                       | 6                  | -                   | 30                        | 244                      | 55                         | 910                       |
| Transport, Storage and Communication                  | 4,494         | 8          | 1                          | 3          | 1                       | 10                 | 80                  | 83                        | 46                       | 2,768                      | 1,494                     |
| Financial Intermediation                              | 1,035         | 1          | 4                          | -          | -                       | 5                  | 17                  | 5                         | 199                      | 20                         | 784                       |
| Real-estate, Renting and Business Activities          | 1,867         | 9          | 3                          | 6          | 12                      | 21                 | 72                  | 43                        | 142                      | 156                        | 1,403                     |
| Public Administration and Defense                     | 7,669         | 2          | -                          | -          | -                       | -                  | 7,667               | -                         | -                        | -                          | -                         |
| Education   | 7,092         | 10         | 3                          | 365        | 63                      | 40                 | 4,279               | 5                         | 43                       | 70                         | 2,214                     |
| Health and Social Work                                | 2,191         | 4          | 7                          | 78         | 187                     | 30                 | 729                 | 7                         | 55                       | 37                         | 1,057                     |
| Other Community Social and Persona Service Activities | 1,900         | 4          | 5                          | 4          | 299                     | 27                 | 276                 | 38                        | 64                       | 122                        | 1,061                     |
| Private Households with Employe Persons               | 29            | 2          | -                          | -          | -                       | -                  | -                   | 2                         | 4                        | 7                          | 14                        |
| Extraterritorial Organizations and Bodies             | 500           | -          | 64                         | 409        | -                       | 27                 | -                   | -                         | -                        | -                          | -                         |
| Not Stated  | 307           | 130        | 1                          | 2          | 2                       | 5                  | 8                   | 16                        | 25                       | 33                         | 85                        |
| <b>Total</b>  | <b>68,714</b> | <b>335</b> | <b>103</b>                 | <b>889</b> | <b>589</b>              | <b>336</b>         | <b>13,234</b>       | <b>4,398</b>              | <b>3,458</b>             | <b>12,209</b>              | <b>33,163</b>             |

**Table 38 (Cont.): Employed and Unemployed Ever Worked Palestinian Population (15 Years and Over) in Nablus Governorate by Economic Activity, Sex and Sector, 2007**

| Economic Activity & Sex                               | Total         | Sector     |                            |            |                         |                    |                     |                           |                          |                            |                           |
|---|---------------|------------|----------------------------|------------|-------------------------|--------------------|---------------------|---------------------------|--------------------------|----------------------------|---------------------------|
|   |               | Not Stated | International Organization | UNRWA      | Non profit Organization | Foreign Government | National Government | Foregin Private (outdoor) | Foregin Private (indoor) | National Private (outdoor) | National Private (indoor) |
| <b>Males</b>  |               |            |                            |            |                         |                    |                     |                           |                          |                            |                           |
| Agriculture, Hunting and Forestry                     | 2,814         | 15         | 3                          | -          | -                       | 14                 | 7                   | 822                       | 81                       | 1,274                      | 598                       |
| Fishing   | 1             | -          | -                          | -          | -                       | -                  | -                   | 1                         | -                        | -                          | -                         |
| Mining and Quarrying                                  | 326           | 1          | -                          | -          | -                       | 3                  | -                   | 15                        | 13                       | 100                        | 194                       |
| Manufacturing   | 10,363        | 35         | 1                          | 3          | 14                      | 19                 | 19                  | 228                       | 887                      | 656                        | 8,501                     |
| Electricity, Gas and Water Supply                     | 69            | -          | -                          | -          | -                       | 4                  | 6                   | 5                         | 9                        | 14                         | 31                        |
| Construction  | 11,901        | 57         | 10                         | 17         | 1                       | 101                | 28                  | 2,990                     | 1,052                    | 5,126                      | 2,519                     |
| Whole sale and Retail Trade                           | 12,664        | 31         | 1                          | -          | 2                       | 21                 | 27                  | 92                        | 574                      | 1,605                      | 10,311                    |
| Hotels and Restaurants                                | 1,226         | 7          | -                          | -          | -                       | 6                  | -                   | 30                        | 244                      | 55                         | 884                       |
| Transport, Storage and Communication                  | 4,312         | 8          | 1                          | 3          | 1                       | 10                 | 72                  | 83                        | 44                       | 2,768                      | 1,322                     |
| Financial Intermediation                              | 782           | 1          | 3                          | -          | -                       | 5                  | 14                  | 4                         | 144                      | 17                         | 594                       |
| Real-estate, Renting and Business Activities          | 1,487         | 5          | 3                          | 5          | 5                       | 18                 | 58                  | 40                        | 134                      | 143                        | 1,076                     |
| Public Administration and Defense                     | 6,697         | 2          | -                          | -          | -                       | -                  | 6,695               | -                         | -                        | -                          | -                         |
| Education   | 3,343         | 1          | 2                          | 174        | 18                      | 25                 | 2,051               | 5                         | 23                       | 48                         | 996                       |
| Health and Social Work                                | 1,158         | 3          | 4                          | 35         | 77                      | 25                 | 392                 | 6                         | 38                       | 27                         | 551                       |
| Other Community Social and Persona Service Activities | 1,302         | 2          | 3                          | 1          | 129                     | 25                 | 244                 | 38                        | 59                       | 108                        | 693                       |
| Private Households with Employe Persons               | 7             | 1          | -                          | -          | -                       | -                  | -                   | 1                         | -                        | 4                          | 1                         |
| Extraterritorial Organizations and Bodies             | 343           | -          | 41                         | 276        | -                       | 26                 | -                   | -                         | -                        | -                          | -                         |
| Not Stated  | 252           | 101        | 1                          | 1          | -                       | 5                  | 5                   | 16                        | 23                       | 33                         | 67                        |
| <b>Total</b>  | <b>59,047</b> | <b>270</b> | <b>73</b>                  | <b>515</b> | <b>247</b>              | <b>307</b>         | <b>9,618</b>        | <b>4,376</b>              | <b>3,325</b>             | <b>11,978</b>              | <b>28,338</b>             |



2007

( 15)

:( ) 38

**Table 38 (Cont.): Employed and Unemployed Ever Worked Palestinian Population (15 Years and Over) in Nablus Governorate by Economic Activity, Sex and Sector, 2007**

| Economic Activity & Sex                               | Total        | Sector     |                            |            |                         |                    |                     |                           |                          |                            |                           |  |
|---|--------------|------------|----------------------------|------------|-------------------------|--------------------|---------------------|---------------------------|--------------------------|----------------------------|---------------------------|--|
|   |              | Not Stated | International Organization | UNRWA      | Non profit Organization | Foreign Government | National Government | Foregin Private (outdoor) | Foregin Private (indoor) | National Private (outdoor) | National Private (indoor) |  |
| <b>Females</b>  |              |            |                            |            |                         |                    |                     |                           |                          |                            |                           |  |
| Agriculture, Hunting and Forestry                     | 293          | 4          | -                          | -          | -                       | 1                  | -                   | 13                        | 1                        | 107                        | 167                       |  |
| Fishing   | -            | -          | -                          | -          | -                       | -                  | -                   | -                         | -                        | -                          | -                         |  |
| Mining and Quarrying                                  | -            | -          | -                          | -          | -                       | -                  | -                   | -                         | -                        | -                          | -                         |  |
| Manufacturing   | 1,156        | 11         | -                          | 1          | 7                       | 1                  | 7                   | -                         | 11                       | 43                         | 1,075                     |  |
| Electricity, Gas and Water Supply                     | 5            | -          | -                          | -          | -                       | 1                  | -                   | -                         | 1                        | -                          | 3                         |  |
| Construction  | 60           | -          | -                          | 1          | -                       | -                  | 1                   | 2                         | 1                        | 1                          | 54                        |  |
| Whole sale and Retail Trade                           | 725          | 3          | -                          | -          | 1                       | -                  | 11                  | 1                         | 6                        | 15                         | 688                       |  |
| Hotels and Restaurants                                | 27           | 1          | -                          | -          | -                       | -                  | -                   | -                         | -                        | -                          | 26                        |  |
| Transport, Storage and Communication                  | 182          | -          | -                          | -          | -                       | -                  | 8                   | -                         | 2                        | -                          | 172                       |  |
| Financial Intermediation                              | 253          | -          | 1                          | -          | -                       | -                  | 3                   | 1                         | 55                       | 3                          | 190                       |  |
| Real-estate, Renting and Business Activities          | 380          | 4          | -                          | 1          | 7                       | 3                  | 14                  | 3                         | 8                        | 13                         | 327                       |  |
| Public Administration and Defense                     | 972          | -          | -                          | -          | -                       | -                  | 972                 | -                         | -                        | -                          | -                         |  |
| Education   | 3,749        | 9          | 1                          | 191        | 45                      | 15                 | 2,228               | -                         | 20                       | 22                         | 1,218                     |  |
| Health and Social Work                                | 1,033        | 1          | 3                          | 43         | 110                     | 5                  | 337                 | 1                         | 17                       | 10                         | 506                       |  |
| Other Community Social and Persona Service Activities | 598          | 2          | 2                          | 3          | 170                     | 2                  | 32                  | -                         | 5                        | 14                         | 368                       |  |
| Private Households with Employe Persons               | 22           | 1          | -                          | -          | -                       | -                  | -                   | 1                         | 4                        | 3                          | 13                        |  |
| Extraterritorial Organizations and Bodies             | 157          | -          | 23                         | 133        | -                       | 1                  | -                   | -                         | -                        | -                          | -                         |  |
| Not Stated  | 55           | 29         | -                          | 1          | 2                       | -                  | 3                   | -                         | 2                        | -                          | 18                        |  |
| <b>Total</b>  | <b>9,667</b> | <b>65</b>  | <b>30</b>                  | <b>374</b> | <b>342</b>              | <b>29</b>          | <b>3,616</b>        | <b>22</b>                 | <b>133</b>               | <b>231</b>                 | <b>4,825</b>              |  |

2007

( 10)

:39

**Table 39: Unemployed Ever Worked Palestinian Population (10 Years and Over) in Nablus Governorate by Age Group, Sex and Main Occupation, 2007**

| Age Group and Sex | Total        | Main Occupation |                        |   |                            |  |                            |           |   |               |                          |           |         |
|-------------------|--------------|-----------------|------------------------|---|----------------------------|--|----------------------------|-----------|---|---------------|--------------------------|-----------|---------|
|                   |              | Not Stated      | Elementary Occupations | Plant, Machine Operators and Assemblers | Crafts and Related Workers | Skilled Agricultural and Fishery Workers | Services and Sales Workers | Clerks    | Technicians and Associate Professionals | Professionals | Legislators and Managers |           |         |
| <b>Both Sexes</b> |              |                 |                        |   |                            |  |                            |           |   |               |                          |           |         |
| 10 - 14           | 34           | 18              | 11                     | 1                                       | 3                          | -  | 1                          | -         | -                                       | -             | -                        | -         | 14 - 10 |
| 15 - 19           | 539          | 247             | 152                    | 8                                       | 96                         | 5  | 26                         | 1         | 4                                       | -             | -                        | -         | 19 - 15 |
| 20 - 24           | 992          | 403             | 235                    | 28                                      | 165                        | 5  | 58                         | 13        | 39                                      | 45            | 1                        | 1         | 24 - 20 |
| 25 - 44           | 2,586        | 517             | 659                    | 148                                     | 728                        | 32                                       | 187                        | 55        | 101                                     | 151           | 8                        | 8         | 44 - 25 |
| 45 - 64           | 981          | 160             | 229                    | 96                                      | 291                        | 20                                       | 76                         | 21        | 44                                      | 27            | 17                       | 17        | 64 - 45 |
| 65+               | 46           | 5               | 11                     | 4                                       | 18                         | 2  | 1                          | 1         | 1                                       | 3             | -                        | -         | +65     |
| <b>Total</b>      | <b>5,178</b> | <b>1,350</b>    | <b>1,297</b>           | <b>285</b>                              | <b>1,301</b>               | <b>64</b>                                | <b>349</b>                 | <b>91</b> | <b>189</b>                              | <b>226</b>    | <b>26</b>                | <b>26</b> |         |
| <b>Males</b>      |              |                 |                        |   |                            |  |                            |           |   |               |                          |           |         |
| 10 - 14           | 32           | 16              | 11                     | 1                                       | 3                          | -  | 1                          | -         | -                                       | -             | -                        | -         | 14 - 10 |
| 15 - 19           | 526          | 237             | 151                    | 8                                       | 96                         | 5  | 25                         | -         | 4                                       | -             | -                        | -         | 19 - 15 |
| 20 - 24           | 814          | 306             | 233                    | 28                                      | 158                        | 5  | 51                         | 3         | 16                                      | 14            | -                        | -         | 24 - 20 |
| 25 - 44           | 2,177        | 365             | 653                    | 147                                     | 700                        | 32                                       | 154                        | 12        | 47                                      | 60            | 7                        | 7         | 44 - 25 |
| 45 - 64           | 927          | 150             | 225                    | 95                                      | 279                        | 19                                       | 72                         | 14        | 36                                      | 22            | 15                       | 15        | 64 - 45 |
| 65+               | 45           | 4               | 11                     | 4                                       | 18                         | 2  | 1                          | 1         | 1                                       | 3             | -                        | -         | +65     |
| <b>Total</b>      | <b>4,521</b> | <b>1,078</b>    | <b>1,284</b>           | <b>283</b>                              | <b>1,254</b>               | <b>63</b>                                | <b>304</b>                 | <b>30</b> | <b>104</b>                              | <b>99</b>     | <b>22</b>                | <b>22</b> |         |
| <b>Females</b>    |              |                 |                        |   |                            |  |                            |           |   |               |                          |           |         |
| 10 - 14           | 2            | 2               | -                      | -                                       | -                          | -  | -                          | -         | -                                       | -             | -                        | -         | 14 - 10 |
| 15 - 19           | 13           | 10              | 1                      | -                                       | -                          | -  | 1                          | 1         | -                                       | -             | -                        | -         | 19 - 15 |
| 20 - 24           | 178          | 97              | 2                      | -                                       | 7                          | -  | 7                          | 10        | 23                                      | 31            | 1                        | 1         | 24 - 20 |
| 25 - 44           | 409          | 152             | 6                      | 1                                       | 28                         | -  | 33                         | 43        | 54                                      | 91            | 1                        | 1         | 44 - 25 |
| 45 - 64           | 54           | 10              | 4                      | 1                                       | 12                         | 1  | 4                          | 7         | 8                                       | 5             | 2                        | 2         | 64 - 45 |
| 65+               | 1            | 1               | -                      | -                                       | -                          | -  | -                          | -         | -                                       | -             | -                        | -         | +65     |
| <b>Total</b>      | <b>657</b>   | <b>272</b>      | <b>13</b>              | <b>2</b>                                | <b>47</b>                  | <b>1</b>                                 | <b>45</b>                  | <b>61</b> | <b>85</b>                               | <b>127</b>    | <b>4</b>                 | <b>4</b>  |         |

2007

( 15)

:40

Table 40: Unemployed Ever Worked Palestinian Population (15 Years and Over) in Nablus Governorate by Economic Activity, Sex and Sector, 2007

| Economic Activity & Sex                                | Total        | Sector       |                            |           |                         |                    |                     |                           |                          |                            |                           |  |
|--|--------------|--------------|----------------------------|-----------|-------------------------|--------------------|---------------------|---------------------------|--------------------------|----------------------------|---------------------------|--|
|  |              | Not Stated   | International Organization | UNRWA     | Non profit Organization | Foreign Government | National Government | Foregin Private (outdoor) | Foregin Private (indoor) | National Private (outdoor) | National Private (indoor) |  |
| <b>Both Sexes</b>                                      |              |              |                            |           |                         |                    |                     |                           |                          |                            |                           |  |
| Agriculture, Hunting and Forestry                      | 169          | 12           | -                          | -         | -                       | 1                  | -                   | 45                        | 6                        | 87                         | 18                        |  |
| Fishing  | 1            | -            | -                          | -         | -                       | -                  | -                   | -                         | -                        | 1                          | -                         |  |
| Mining and Quarrying                                   | 29           | -            | -                          | -         | -                       | -                  | -                   | -                         | -                        | 7                          | 22                        |  |
| Manufacturing  | 517          | 17           | 2                          | 2         | 2                       | 5                  | -                   | 10                        | 51                       | 45                         | 383                       |  |
| Electricity, Gas and Water Supply                      | 4            | -            | -                          | -         | -                       | -                  | -                   | -                         | -                        | 3                          | 1                         |  |
| Construction   | 1,738        | 108          | 2                          | 4         | -                       | 16                 | 1                   | 369                       | 109                      | 813                        | 316                       |  |
| Whole sale and Retail Trade                            | 455          | 19           | 2                          | -         | -                       | 2                  | 2                   | 7                         | 35                       | 95                         | 293                       |  |
| Hotels and Restaurants                                 | 75           | 4            | -                          | -         | -                       | -                  | -                   | 1                         | 28                       | 4                          | 38                        |  |
| Transport, Storage and Communication                   | 219          | 13           | 1                          | -         | -                       | 1                  | 1                   | 3                         | 4                        | 145                        | 51                        |  |
| Financial Intermediation                               | 31           | 1            | -                          | -         | -                       | 1                  | -                   | 1                         | 6                        | 1                          | 21                        |  |
| Real-estate, Renting and Business Activities           | 107          | 4            | 1                          | -         | -                       | 2                  | 2                   | 2                         | 7                        | 14                         | 75                        |  |
| Public Administration and Defense                      | 92           | 1            | -                          | -         | -                       | -                  | 91                  | -                         | -                        | -                          | -                         |  |
| Education  | 148          | 6            | -                          | 6         | 4                       | 2                  | 63                  | -                         | 4                        | 2                          | 61                        |  |
| Health and Social Work                                 | 54           | 1            | -                          | 2         | 1                       | -                  | 4                   | 1                         | 4                        | -                          | 41                        |  |
| Other Community Social and Personal service Activities | 98           | 4            | -                          | -         | 14                      | 4                  | 6                   | 4                         | 6                        | 13                         | 47                        |  |
| Private Households with Employed Persons               | 6            | -            | -                          | -         | -                       | -                  | -                   | 3                         | -                        | -                          | 3                         |  |
| Extraterritorial Organizations and Bodies              | 50           | -            | 8                          | 37        | -                       | 5                  | -                   | -                         | -                        | -                          | -                         |  |
| Not Stated   | 1,351        | 1,316        | 15                         | -         | -                       | 1                  | -                   | 1                         | 1                        | 8                          | 9                         |  |
| <b>Total</b>   | <b>5,144</b> | <b>1,506</b> | <b>31</b>                  | <b>51</b> | <b>21</b>               | <b>40</b>          | <b>170</b>          | <b>447</b>                | <b>261</b>               | <b>1,238</b>               | <b>1,379</b>              |  |

2007

( 15)

:( ) 40

**Table 40 (Cont.): Unemployed Ever Worked Palestinian Population (15 Years and Over) in Nablus Governorate by Economic Activity, Sex and Sector, 2007**

| Economic Activity & Sex                                | Total        | Sector       |                            |           |                         |                    |                     |                           |                          |                            |                           |  |
|--|--------------|--------------|----------------------------|-----------|-------------------------|--------------------|---------------------|---------------------------|--------------------------|----------------------------|---------------------------|--|
|  |              | Not Stated   | International Organization | UNRWA     | Non profit Organization | Foreign Government | National Government | Foregin Private (outdoor) | Foregin Private (indoor) | National Private (outdoor) | National Private (indoor) |  |
| <b>Males</b>   |              |              |                            |           |                         |                    |                     |                           |                          |                            |                           |  |
| Agriculture, Hunting and Forestry                      | 167          | 12           | -                          | -         | -                       | 1                  | -                   | 45                        | 6                        | 85                         | 18                        |  |
| Fishing  | 1            | -            | -                          | -         | -                       | -                  | -                   | -                         | -                        | 1                          | -                         |  |
| Mining and Quarrying                                   | 29           | -            | -                          | -         | -                       | -                  | -                   | -                         | -                        | 7                          | 22                        |  |
| Manufacturing  | 458          | 16           | 2                          | 1         | 2                       | 5                  | -                   | 10                        | 49                       | 41                         | 332                       |  |
| Electricity, Gas and Water Supply                      | 3            | -            | -                          | -         | -                       | -                  | -                   | -                         | -                        | 3                          | -                         |  |
| Construction   | 1,734        | 108          | 2                          | 4         | -                       | 16                 | 1                   | 369                       | 109                      | 812                        | 313                       |  |
| Whole sale and Retail Trade                            | 431          | 18           | 2                          | -         | -                       | 2                  | 2                   | 7                         | 35                       | 95                         | 270                       |  |
| Hotels and Restaurants                                 | 73           | 4            | -                          | -         | -                       | -                  | -                   | 1                         | 28                       | 4                          | 36                        |  |
| Transport, Storage and Communication                   | 207          | 13           | 1                          | -         | -                       | 1                  | 1                   | 3                         | 3                        | 145                        | 40                        |  |
| Financial Intermediation                               | 24           | 1            | -                          | -         | -                       | 1                  | -                   | 1                         | 5                        | 1                          | 15                        |  |
| Real-estate, Renting and Business Activities           | 69           | 4            | -                          | -         | -                       | 2                  | -                   | 2                         | 6                        | 13                         | 42                        |  |
| Public Administration and Defense                      | 57           | 1            | -                          | -         | -                       | -                  | 56                  | -                         | -                        | -                          | -                         |  |
| Education  | 43           | 1            | -                          | 5         | -                       | 1                  | 19                  | -                         | 2                        | -                          | 15                        |  |
| Health and Social Work                                 | 19           | -            | -                          | -         | 1                       | -                  | 2                   | 1                         | 1                        | -                          | 14                        |  |
| Other Community Social and Personal service Activities | 52           | 3            | -                          | -         | 3                       | 4                  | 3                   | 4                         | 4                        | 11                         | 20                        |  |
| Private Households with Employed Persons               | 4            | -            | -                          | -         | -                       | -                  | -                   | 3                         | -                        | -                          | 1                         |  |
| Extraterritorial Organizations and Bodies              | 39           | -            | 6                          | 28        | -                       | 5                  | -                   | -                         | -                        | -                          | -                         |  |
| Not Stated   | 1,079        | 1,049        | 10                         | -         | -                       | 1                  | -                   | 1                         | 1                        | 8                          | 9                         |  |
| <b>Total</b>   | <b>4,489</b> | <b>1,230</b> | <b>23</b>                  | <b>38</b> | <b>6</b>                | <b>39</b>          | <b>84</b>           | <b>447</b>                | <b>249</b>               | <b>1,226</b>               | <b>1,147</b>              |  |

2007

( 15)

:( ) 40

**Table 40 (Cont.): Unemployed Ever Worked Palestinian Population (15 Years and Over) in Nablus Governorate by Economic Activity, Sex and Sector, 2007**

| Economic Activity & Sex                                | Total      | Sector     |                            |           |                         |                    |                     |                           |                          |                            |                           |   |
|--|------------|------------|----------------------------|-----------|-------------------------|--------------------|---------------------|---------------------------|--------------------------|----------------------------|---------------------------|---|
|  |            | Not Stated | International Organization | UNRWA     | Non profit Organization | Foreign Government | National Government | Foregin Private (outdoor) | Foregin Private (indoor) | National Private (outdoor) | National Private (indoor) |   |
| <b>Females</b>   |            |            |                            |           |                         |                    |                     |                           |                          |                            |                           |   |
| Agriculture, Hunting and Forestry                      | 2          | -          | -                          | -         | -                       | -                  | -                   | -                         | -                        | -                          | 2                         | - |
| Fishing  | -          | -          | -                          | -         | -                       | -                  | -                   | -                         | -                        | -                          | -                         | - |
| Mining and Quarrying                                   | -          | -          | -                          | -         | -                       | -                  | -                   | -                         | -                        | -                          | -                         | - |
| Manufacturing  | 59         | 1          | -                          | 1         | -                       | -                  | -                   | -                         | 2                        | 4                          | 51                        |   |
| Electricity, Gas and Water Supply                      | 1          | -          | -                          | -         | -                       | -                  | -                   | -                         | -                        | -                          | -                         | 1 |
| Construction   | 4          | -          | -                          | -         | -                       | -                  | -                   | -                         | -                        | 1                          | 3                         |   |
| Whole sale and Retail Trade                            | 24         | 1          | -                          | -         | -                       | -                  | -                   | -                         | -                        | -                          | 23                        |   |
| Hotels and Restaurants                                 | 2          | -          | -                          | -         | -                       | -                  | -                   | -                         | -                        | -                          | 2                         |   |
| Transport, Storage and Communication                   | 12         | -          | -                          | -         | -                       | -                  | -                   | -                         | 1                        | -                          | 11                        |   |
| Financial Intermediation                               | 7          | -          | -                          | -         | -                       | -                  | -                   | -                         | 1                        | -                          | 6                         |   |
| Real-estate, Renting and Business Activities           | 38         | -          | 1                          | -         | -                       | -                  | 2                   | -                         | 1                        | 1                          | 33                        |   |
| Public Administration and Defense                      | 35         | -          | -                          | -         | -                       | -                  | 35                  | -                         | -                        | -                          | -                         |   |
| Education  | 105        | 5          | -                          | 1         | 4                       | 1                  | 44                  | -                         | 2                        | 2                          | 46                        |   |
| Health and Social Work                                 | 35         | 1          | -                          | 2         | -                       | -                  | 2                   | -                         | 3                        | -                          | 27                        |   |
| Other Community Social and Personal service Activities | 46         | 1          | -                          | -         | 11                      | -                  | 3                   | -                         | 2                        | 2                          | 27                        |   |
| Private Households with Employed Persons               | 2          | -          | -                          | -         | -                       | -                  | -                   | -                         | -                        | -                          | 2                         |   |
| Extraterritorial Organizations and Bodies              | 11         | -          | 2                          | 9         | -                       | -                  | -                   | -                         | -                        | -                          | -                         |   |
| Not Stated   | 272        | 267        | 5                          | -         | -                       | -                  | -                   | -                         | -                        | -                          | -                         |   |
| <b>Total</b>   | <b>655</b> | <b>276</b> | <b>8</b>                   | <b>13</b> | <b>15</b>               | <b>1</b>           | <b>86</b>           | <b>-</b>                  | <b>12</b>                | <b>12</b>                  | <b>232</b>                |   |

2007

( 10)

:41

**Table 41: Unemployed Ever Worked Palestinian Population (10 Years and Over) in Nablus Governorate by Age Group, Sex and Employment Status, 2007**

| Age Group and Sex | Total        | Employment Status |                      |                         |                       |               |            |         |
|-------------------|--------------|-------------------|----------------------|-------------------------|-----------------------|---------------|------------|---------|
|                   |              | Not Stated        | Unpaid Family Member | Irregular Wage Employee | Regular Wage Employee | Self Employed | Employer   |         |
| <b>Both Sexes</b> |              |                   |                      |                         |                       |               |            |         |
| 10 - 14           | 34           | 18                | -                    | 12                      | 4                     | -             | -          | 14 - 10 |
| 15 - 19           | 539          | 279               | 8                    | 169                     | 71                    | 10            | 2          | 19 - 15 |
| 20 - 24           | 992          | 449               | 5                    | 279                     | 218                   | 38            | 3          | 24 - 20 |
| 25 - 44           | 2,586        | 634               | 15                   | 1,001                   | 657                   | 201           | 78         | 44 - 25 |
| 45 - 64           | 981          | 219               | 10                   | 311                     | 227                   | 159           | 55         | 64 - 45 |
| 65+               | 46           | 7                 | -                    | 13                      | 18                    | 5             | 3          | +65     |
| <b>Total</b>      | <b>5,178</b> | <b>1,606</b>      | <b>38</b>            | <b>1,785</b>            | <b>1,195</b>          | <b>413</b>    | <b>141</b> |         |
| <b>Males</b>      |              |                   |                      |                         |                       |               |            |         |
| 10 - 14           | 32           | 16                | -                    | 12                      | 4                     | -             | -          | 14 - 10 |
| 15 - 19           | 526          | 269               | 8                    | 167                     | 71                    | 9             | 2          | 19 - 15 |
| 20 - 24           | 814          | 342               | 5                    | 265                     | 162                   | 38            | 2          | 24 - 20 |
| 25 - 44           | 2,177        | 474               | 12                   | 961                     | 463                   | 191           | 76         | 44 - 25 |
| 45 - 64           | 927          | 209               | 9                    | 300                     | 196                   | 158           | 55         | 64 - 45 |
| 65+               | 45           | 6                 | -                    | 13                      | 18                    | 5             | 3          | +65     |
| <b>Total</b>      | <b>4,521</b> | <b>1,316</b>      | <b>34</b>            | <b>1,718</b>            | <b>914</b>            | <b>401</b>    | <b>138</b> |         |
| <b>Females</b>    |              |                   |                      |                         |                       |               |            |         |
| 10 - 14           | 2            | 2                 | -                    | -                       | -                     | -             | -          | 14 - 10 |
| 15 - 19           | 13           | 10                | -                    | 2                       | -                     | 1             | -          | 19 - 15 |
| 20 - 24           | 178          | 107               | -                    | 14                      | 56                    | -             | 1          | 24 - 20 |
| 25 - 44           | 409          | 160               | 3                    | 40                      | 194                   | 10            | 2          | 44 - 25 |
| 45 - 64           | 54           | 10                | 1                    | 11                      | 31                    | 1             | -          | 64 - 45 |
| 65+               | 1            | 1                 | -                    | -                       | -                     | -             | -          | +65     |
| <b>Total</b>      | <b>657</b>   | <b>290</b>        | <b>4</b>             | <b>67</b>               | <b>281</b>            | <b>12</b>     | <b>3</b>   |         |

**Table 42: Palestinian Population (10 Years and Over) in Nablus Governorate Not Economically Active by Age Group, Sex and Reason for Not Active, 2007**

| Age Group and Sex | Total          | Reason for Not Active |  |                                |               |                         |         |
|-------------------|----------------|-----------------------|--|--------------------------------|---------------|-------------------------|---------|
|                   |                | Others                | /<br>Another Source of<br>Income/ Retire | / /<br>Disability/Old/ Illness | Housekeeping  | /<br>Studying/ Training |         |
| <b>Both Sexes</b> |                |                       |  |                                |               |                         |         |
| 10 - 14           | 40,218         | 128                   | -  | 132                            | 88            | 39,870                  | 14 - 10 |
| 15 - 19           | 31,316         | 732                   | 1  | 211                            | 2,903         | 27,469                  | 19 - 15 |
| 20 - 24           | 16,062         | 878                   | 5  | 204                            | 6,816         | 8,159                   | 24 - 20 |
| 25 - 29           | 10,117         | 561                   | 6  | 193                            | 8,253         | 1,104                   | 29 - 25 |
| 30 - 34           | 8,929          | 308                   | 15                                       | 176                            | 8,117         | 313                     | 34 - 30 |
| 35 - 39           | 7,786          | 172                   | 15                                       | 201                            | 7,237         | 161                     | 39 - 35 |
| 40 - 44           | 6,948          | 139                   | 29                                       | 276                            | 6,441         | 63                      | 44 - 40 |
| 45 - 49           | 5,435          | 120                   | 63                                       | 373                            | 4,840         | 39                      | 49 - 45 |
| 50 - 54           | 4,258          | 84                    | 106                                      | 556                            | 3,492         | 20                      | 54 - 50 |
| 55 - 59           | 3,804          | 91                    | 253                                      | 958                            | 2,491         | 11                      | 59 - 55 |
| 60 - 64           | 4,424          | 59                    | 528                                      | 1,717                          | 2,110         | 10                      | 64 - 60 |
| 65+               | 10,711         | 60                    | 827                                      | 7,514                          | 2,299         | 11                      | +65     |
| <b>Total</b>      | <b>150,008</b> | <b>3,332</b>          | <b>1,848</b>                             | <b>12,511</b>                  | <b>55,087</b> | <b>77,230</b>           |         |
| <b>Males</b>      |                |                       |  |                                |               |                         |         |
| 10 - 14           | 20,406         | 95                    | -  | 76                             | -             | 20,235                  | 14 - 10 |
| 15 - 19           | 13,781         | 539                   | 1  | 132                            | 44            | 13,065                  | 19 - 15 |
| 20 - 24           | 4,842          | 666                   | 4  | 141                            | 26            | 4,005                   | 24 - 20 |
| 25 - 29           | 1,166          | 453                   | 5  | 139                            | 17            | 552                     | 29 - 25 |
| 30 - 34           | 470            | 236                   | 8  | 127                            | 9             | 90                      | 34 - 30 |
| 35 - 39           | 304            | 111                   | 11                                       | 146                            | 3             | 33                      | 39 - 35 |
| 40 - 44           | 320            | 94                    | 15                                       | 197                            | 3             | 11                      | 44 - 40 |

2007

( 10)

:( ) 42

**Table 42 (Cont.): Palestinian Population (10 Years and Over) in Nablus Governorate Not Economically Active by Age Group, Sex and Reason for Not Active, 2007**

| Age Group and Sex | Total          | Reason for Not Active |  |                                |               |                         |         |
|-------------------|----------------|-----------------------|--|--------------------------------|---------------|-------------------------|---------|
|                   |                | Others                | /<br>Another Source of<br>Income/ Retire | / /<br>Disability/Old/ Illness | Housekeeping  | /<br>Studying/ Training |         |
| 45 - 49           | 405            | 83                    | 45                                       | 270                            | 4             | 3                       | 49 - 45 |
| 50 - 54           | 516            | 60                    | 70                                       | 385                            | 1             | -                       | 54 - 50 |
| 55 - 59           | 876            | 73                    | 176                                      | 626                            | 1             | -                       | 59 - 55 |
| 60 - 64           | 1,315          | 48                    | 353                                      | 912                            | 1             | 1                       | 64 - 60 |
| 65+               | 3,888          | 29                    | 632                                      | 3,218                          | 8             | 1                       | +65     |
| <b>Total</b>      | <b>48,289</b>  | <b>2,487</b>          | <b>1,320</b>                             | <b>6,369</b>                   | <b>117</b>    | <b>37,996</b>           |         |
| <b>Females</b>    |                |                       |  |                                |               |                         |         |
| 10 - 14           | 19,812         | 33                    | -  | 56                             | 88            | 19,635                  | 14 - 10 |
| 15 - 19           | 17,535         | 193                   | -  | 79                             | 2,859         | 14,404                  | 19 - 15 |
| 20 - 24           | 11,220         | 212                   | 1  | 63                             | 6,790         | 4,154                   | 24 - 20 |
| 25 - 29           | 8,951          | 108                   | 1  | 54                             | 8,236         | 552                     | 29 - 25 |
| 30 - 34           | 8,459          | 72                    | 7  | 49                             | 8,108         | 223                     | 34 - 30 |
| 35 - 39           | 7,482          | 61                    | 4  | 55                             | 7,234         | 128                     | 39 - 35 |
| 40 - 44           | 6,628          | 45                    | 14                                       | 79                             | 6,438         | 52                      | 44 - 40 |
| 45 - 49           | 5,030          | 37                    | 18                                       | 103                            | 4,836         | 36                      | 49 - 45 |
| 50 - 54           | 3,742          | 24                    | 36                                       | 171                            | 3,491         | 20                      | 54 - 50 |
| 55 - 59           | 2,928          | 18                    | 77                                       | 332                            | 2,490         | 11                      | 59 - 55 |
| 60 - 64           | 3,109          | 11                    | 175                                      | 805                            | 2,109         | 9                       | 64 - 60 |
| 65+               | 6,823          | 31                    | 195                                      | 4,296                          | 2,291         | 10                      | +65     |
| <b>Total</b>      | <b>101,719</b> | <b>845</b>            | <b>528</b>                               | <b>6,142</b>                   | <b>54,970</b> | <b>39,234</b>           |         |



**Table 43: Palestinian Households and Population in Households in Nablus Governorate by Size of Household and Number of Economically Active Members, 2007**

| Household Size | Total          |               | Households and Population Indicated Number of Economically Active Members |            |              |            |               |              |               |              |               |               |                |               |               |              |       |   |
|----------------|----------------|---------------|---|------------|--------------|------------|---------------|--------------|---------------|--------------|---------------|---------------|----------------|---------------|---------------|--------------|-------|---|
|                |                |               | غير مبيّن   |            | + 5          |            | 4             |              | 3             |              | 2             |               | 1              |               | 0             |              |       |   |
|                | Population     | Households    | Population  | Households | Population   | Households | Population    | Households   | Population    | Households   | Population    | Households    | Population     | Households    | Population    | Households   |       |   |
| 1              | 2,293          | 2,293         | 66  | 66         | -            | -          | -             | -            | -             | -            | -             | -             | -              | 468           | 468           | 1,759        | 1,759 | 1 |
| 2              | 12,142         | 6,071         | 98  | 49         | -            | -          | -             | -            | -             | -            | 1,154         | 577           | 7,070          | 3,535         | 3,820         | 1,910        | 2     |   |
| 3              | 17,781         | 5,927         | 93  | 31         | -            | -          | -             | -            | 159           | 53           | 3,153         | 1,051         | 11,907         | 3,969         | 2,469         | 823          | 3     |   |
| 4              | 29,856         | 7,464         | 152   | 38         | -            | -          | 124           | 31           | 1,296         | 324          | 7,112         | 1,778         | 19,068         | 4,767         | 2,104         | 526          | 4     |   |
| 5              | 44,840         | 8,968         | 195   | 39         | 40           | 8          | 835           | 167          | 3,070         | 614          | 10,215        | 2,043         | 28,355         | 5,671         | 2,130         | 426          | 5     |   |
| 6              | 57,948         | 9,658         | 162   | 27         | 384          | 64         | 1,602         | 267          | 4,392         | 732          | 12,090        | 2,015         | 37,404         | 6,234         | 1,914         | 319          | 6     |   |
| 7              | 53,410         | 7,630         | 126   | 18         | 798          | 114        | 2,170         | 310          | 5,145         | 735          | 10,899        | 1,557         | 32,865         | 4,695         | 1,407         | 201          | 7     |   |
| 8              | 40,136         | 5,017         | 24  | 3          | 1,136        | 142        | 2,424         | 303          | 4,448         | 556          | 9,056         | 1,132         | 22,088         | 2,761         | 960           | 120          | 8     |   |
| 9              | 24,633         | 2,737         | 36  | 4          | 909          | 101        | 1,890         | 210          | 3,294         | 366          | 5,688         | 632           | 12,258         | 1,362         | 558           | 62           | 9     |   |
| 10             | 15,250         | 1,525         | 10  | 1          | 760          | 76         | 1,320         | 132          | 2,460         | 246          | 3,600         | 360           | 6,820          | 682           | 280           | 28           | 10    |   |
| 11+            | 17,405         | 1,439         | 12  | 1          | 2,391        | 176        | 2,502         | 201          | 3,352         | 280          | 3,998         | 337           | 4,921          | 424           | 229           | 20           | +11   |   |
| <b>Total</b>   | <b>315,694</b> | <b>58,729</b> | <b>974</b>  | <b>277</b> | <b>6,418</b> | <b>681</b> | <b>12,867</b> | <b>1,621</b> | <b>27,616</b> | <b>3,906</b> | <b>66,965</b> | <b>11,482</b> | <b>183,224</b> | <b>34,568</b> | <b>17,630</b> | <b>6,194</b> |       |   |

**Table 44: Palestinian Households in Nablus Governorate by Size, Number of Unemployed Members and Dependent Under 15 Years in Households, 2007**

| Household Size | Total Population | Total Households | Total Dependent | Total Unemployed | 15   |              |              |               | Household by Number of Unemployed Members of Household |              |              |               |     |
|----------------|------------------|------------------|-----------------|------------------|--|--------------|--------------|---------------|--|--------------|--------------|---------------|-----|
|                |                  |                  |                 |                  | Household by Number of Dependent Under 15 Years in Household |              |              |               | +3   | 2            | 1            | 0             |     |
|                |                  |                  |                 |                  | +3   | 2            | 1            | 0             |  |              |              |               |     |
| 1              | 2,293            | 2,293            | -               | 57               | -  | -            | -            | 2,231         | -  | -            | 57           | 2,170         | 1   |
| 2              | 12,142           | 6,071            | 120             | 458              | -  | -            | 120          | 5,904         | -  | 13           | 432          | 5,577         | 2   |
| 3              | 17,781           | 5,927            | 3,719           | 667              | -  | 143          | 3,433        | 2,324         | -  | 30           | 607          | 5,259         | 3   |
| 4              | 29,856           | 7,464            | 10,413          | 1,037            | 114  | 4,715        | 641          | 1,958         | 6  | 86           | 846          | 6,488         | 4   |
| 5              | 44,840           | 8,968            | 19,345          | 1,354            | 5,493  | 864          | 1,066        | 1,512         | 19   | 137          | 1,022        | 7,751         | 5   |
| 6              | 57,948           | 9,658            | 27,769          | 1,589            | 6,338  | 1,283        | 1,084        | 927           | 41   | 170          | 1,115        | 8,305         | 6   |
| 7              | 53,410           | 7,630            | 26,003          | 1,612            | 5,360  | 1,061        | 745          | 448           | 52   | 188          | 1,066        | 6,306         | 7   |
| 8              | 40,136           | 5,017            | 19,165          | 1,392            | 3,811  | 650          | 339          | 214           | 77   | 173          | 789          | 3,975         | 8   |
| 9              | 24,633           | 2,737            | 11,708          | 905              | 2,223  | 278          | 162          | 70            | 51   | 123          | 492          | 2,067         | 9   |
| 10             | 15,250           | 1,525            | 7,224           | 573              | 1,319  | 120          | 57           | 28            | 36   | 71           | 313          | 1,104         | 10  |
| 11+            | 17,405           | 1,439            | 7,928           | 726              | 1,330  | 65           | 28           | 15            | 62   | 94           | 324          | 958           | +11 |
| <b>Total</b>   | <b>315,694</b>   | <b>58,729</b>    | <b>133,394</b>  | <b>10,370</b>    | <b>25,988</b>  | <b>9,179</b> | <b>7,675</b> | <b>15,631</b> | <b>344</b>   | <b>1,085</b> | <b>7,063</b> | <b>49,960</b> |     |

2007

( 10)

:45

**Table 45: Heads of Palestinian Households (10 Years and Over) in Nablus Governorate by Age Group, Sex and Activity Status, 2007**

| Age Group and Sex of Head of Households | Total         | Activity Status of Head of Household |                         |                     |         |
|---|---------------|--------------------------------------|-------------------------|---------------------|---------|
|   |               | Not Stated                           | Not Economically Active | Economically Active |         |
| <b>Both Sexes</b>                       |               |                                      |                         |                     |         |
| 10 - 14                                 | 1             | -                                    | -                       | 1                   | 14 - 10 |
| 15 - 19                                 | 96            | 1                                    | 43                      | 52                  | 19- 15  |
| 20 - 24                                 | 1,245         | 2                                    | 128                     | 1,115               | 24 - 20 |
| 25 - 29                                 | 4,878         | 6                                    | 166                     | 4,706               | 29 - 25 |
| 30 - 34                                 | 8,634         | 7                                    | 289                     | 8,338               | 34 - 30 |
| 35 - 39                                 | 9,176         | 6                                    | 359                     | 8,811               | 39 - 35 |
| 40 - 44                                 | 8,779         | 6                                    | 532                     | 8,241               | 44 - 40 |
| 45 - 49                                 | 7,014         | 2                                    | 728                     | 6,284               | 49 - 45 |
| 50 - 54                                 | 4,707         | 9                                    | 937                     | 3,761               | 54 - 50 |
| 55 - 59                                 | 3,877         | 10                                   | 1,350                   | 2,517               | 59 - 55 |
| 60 - 64                                 | 3,239         | 3                                    | 2,017                   | 1,219               | 64 - 60 |
| 65+                                     | 6,807         | 2                                    | 5,697                   | 1,108               | +65     |
| Not Stated                              | 276           | 224                                  | 13                      | 39                  |         |
| <b>Total</b>                            | <b>58,729</b> | <b>278</b>                           | <b>12,259</b>           | <b>46,192</b>       |         |

2007

( 10)

:( ) 45

**Table 45 (Cont.): Heads of Palestinian Households (10 Years and Over) in Nablus Governorate by Age Group, Sex and Activity Status, 2007**

| Age Group and Sex of Head of Households | Total         | Activity Status of Head of Household |                         |                     |         |
|---|---------------|--------------------------------------|-------------------------|---------------------|---------|
|   |               | Not Stated                           | Not Economically Active | Economically Active |         |
| <b>Males</b>                            |               |                                      |                         |                     |         |
| 10 - 14                                 | 1             | -                                    | -                       | 1                   | 14 - 10 |
| 15 - 19                                 | 74            | 1                                    | 21                      | 52                  | 19- 15  |
| 20 - 24                                 | 1,192         | 2                                    | 81                      | 1,109               | 24 - 20 |
| 25 - 29                                 | 4,799         | 6                                    | 104                     | 4,689               | 29 - 25 |
| 30 - 34                                 | 8,456         | 6                                    | 153                     | 8,297               | 34 - 30 |
| 35 - 39                                 | 8,888         | 6                                    | 158                     | 8,724               | 39 - 35 |
| 40 - 44                                 | 8,307         | 6                                    | 219                     | 8,082               | 44 - 40 |
| 45 - 49                                 | 6,491         | 2                                    | 348                     | 6,141               | 49 - 45 |
| 50 - 54                                 | 4,126         | 8                                    | 472                     | 3,646               | 54 - 50 |
| 55 - 59                                 | 3,279         | 5                                    | 842                     | 2,432               | 59 - 55 |
| 60 - 64                                 | 2,461         | 3                                    | 1,272                   | 1,186               | 64 - 60 |
| 65+                                     | 4,556         | -                                    | 3,483                   | 1,073               | +65     |
| Not Stated                              | 222           | 184                                  | 3                       | 35                  |         |
| <b>Total</b>                            | <b>52,852</b> | <b>229</b>                           | <b>7,156</b>            | <b>45,467</b>       |         |

2007

( 10)

:( ) 45

**Table 45 (Cont.): Heads of Palestinian Households (10 Years and Over) in Nablus Governorate by Age Group, Sex and Activity Status, 2007**

| Age Group and Sex of Head of Households | Total        | Activity Status of Head of Household |                         |                     |         |
|---|--------------|--------------------------------------|-------------------------|---------------------|---------|
|   |              | Not Stated                           | Not Economically Active | Economically Active |         |
| <b>Females</b>                          |              |                                      |                         |                     |         |
| 10 - 14                                 | -            | -                                    | -                       | -                   | 14 - 10 |
| 15 - 19                                 | 22           | -                                    | 22                      | -                   | 19- 15  |
| 20 - 24                                 | 53           | -                                    | 47                      | 6                   | 24 - 20 |
| 25 - 29                                 | 79           | -                                    | 62                      | 17                  | 29 - 25 |
| 30 - 34                                 | 178          | 1                                    | 136                     | 41                  | 34 - 30 |
| 35 - 39                                 | 288          | -                                    | 201                     | 87                  | 39 - 35 |
| 40 - 44                                 | 472          | -                                    | 313                     | 159                 | 44 - 40 |
| 45 - 49                                 | 523          | -                                    | 380                     | 143                 | 49 - 45 |
| 50 - 54                                 | 581          | 1                                    | 465                     | 115                 | 54 - 50 |
| 55 - 59                                 | 598          | 5                                    | 508                     | 85                  | 59 - 55 |
| 60 - 64                                 | 778          | -                                    | 745                     | 33                  | 64 - 60 |
| 65+                                     | 2,251        | 2                                    | 2,214                   | 35                  | +65     |
| Not Stated                              | 54           | 40                                   | 10                      | 4                   |         |
| <b>Total</b>                            | <b>5,877</b> | <b>49</b>                            | <b>5,103</b>            | <b>725</b>          |         |

2007

( 15)

:46

**Table 46: Employed and Unemployed Ever Worked Palestinian Heads of Households (15 Years and Over) in Nablus Governorate by Economic Activity, Sex and Employment Status, 2007**

| Economic Activity & Sex                                | Total         | Employment Status for Head of Household |                      |                         |                       |               |              |
|--|---------------|---|----------------------|-------------------------|-----------------------|---------------|--------------|
|  |               | Not Stated                              | Unpaid Family Member | Irregular Wage Employee | Regular Wage Employee | Self Employed | Employer     |
| <b>Both Sexes</b>                                      |               |   |                      |                         |                       |               |              |
| Agriculture, Hunting and Forestry                      | 2,008         | 15                                      | 56                   | 473                     | 390                   | 795           | 279          |
| Fishing  | 2             | -                                       | -                    | 1                       | -                     | 1             | -            |
| Mining and Quarrying                                   | 264           | 3                                       | 1                    | 97                      | 79                    | 35            | 49           |
| Manufacturing  | 7,338         | 31                                      | 54                   | 1,606                   | 3,158                 | 1,025         | 1,464        |
| Electricity, Gas and Water Supply                      | 53            | -                                       | -                    | 6                       | 36                    | 6             | 5            |
| Construction   | 9,467         | 112                                     | 14                   | 4,633                   | 2,769                 | 1,167         | 772          |
| Whole sale and Retail Trade                            | 9,339         | 33                                      | 71                   | 892                     | 2,170                 | 3,187         | 2,986        |
| Hotels and Restaurants                                 | 805           | 5                                       | 1                    | 146                     | 322                   | 145           | 186          |
| Transport, Storage and Communication                   | 3,642         | 26                                      | 1                    | 822                     | 1,130                 | 1,242         | 421          |
| Financial Intermediation                               | 593           | 2                                       | -                    | 12                      | 494                   | 39            | 46           |
| Real-estate, Renting and Business Activities           | 1,012         | 11                                      | 1                    | 84                      | 465                   | 206           | 245          |
| Public Administration and Defense                      | 5,041         | 2                                       | -                    | 128                     | 4,911                 | -             | -            |
| Education  | 3,050         | 2                                       | 2                    | 105                     | 2,848                 | 32            | 61           |
| Health and Social Work                                 | 990           | 4                                       | 1                    | 54                      | 703                   | 98            | 130          |
| Other Community Social and Personal service Activities | 1,000         | 6                                       | 2                    | 152                     | 533                   | 186           | 121          |
| Private Households with Employed Persons               | 18            | -                                       | -                    | 9                       | 7                     | 2             | -            |
| Extraterritorial Organizations and Bodies              | 304           | 2                                       | -                    | 37                      | 265                   | -             | -            |
| Not Stated   | 481           | 377                                     | 1                    | 18                      | 65                    | 11            | 9            |
| <b>Total</b>   | <b>45,407</b> | <b>631</b>                              | <b>205</b>           | <b>9,275</b>            | <b>20,345</b>         | <b>8,177</b>  | <b>6,774</b> |

2007

( 15)

:( ) 46

**Table 46 (Cont.): Employed and Unemployed Ever Worked Palestinian Heads of Households (15 Years and Over) in Nablus Governorate by Economic Activity, Sex and Employment Status, 2007**

| Economic Activity & Sex                                | Total         | Employment Status for Head of Household |                      |                         |                       |               |              |
|--|---------------|---|----------------------|-------------------------|-----------------------|---------------|--------------|
|  |               | Not Stated                              | Unpaid Family Member | Irregular Wage Employee | Regular Wage Employee | Self Employed | Employer     |
| <b>Males</b>   |               |   |                      |                         |                       |               |              |
| Agriculture, Hunting and Forestry                      | 1,983         | 15                                      | 52                   | 472                     | 389                   | 778           | 277          |
| Fishing  | 2             | -                                       | -                    | 1                       | -                     | 1             | -            |
| Mining and Quarrying                                   | 264           | 3                                       | 1                    | 97                      | 79                    | 35            | 49           |
| Manufacturing  | 7,240         | 29                                      | 54                   | 1,585                   | 3,112                 | 1,004         | 1,456        |
| Electricity, Gas and Water Supply                      | 53            | -                                       | -                    | 6                       | 36                    | 6             | 5            |
| Construction   | 9,467         | 112                                     | 14                   | 4,633                   | 2,769                 | 1,167         | 772          |
| Whole sale and Retail Trade                            | 9,266         | 33                                      | 71                   | 889                     | 2,158                 | 3,150         | 2,965        |
| Hotels and Restaurants                                 | 801           | 5                                       | 1                    | 146                     | 319                   | 145           | 185          |
| Transport, Storage and Communication                   | 3,640         | 26                                      | 1                    | 822                     | 1,128                 | 1,242         | 421          |
| Financial Intermediation                               | 584           | 2                                       | -                    | 12                      | 485                   | 39            | 46           |
| Real-estate, Renting and Business Activities           | 994           | 11                                      | 1                    | 80                      | 453                   | 205           | 244          |
| Public Administration and Defense                      | 4,962         | 2                                       | -                    | 126                     | 4,834                 | -             | -            |
| Education  | 2,801         | 2                                       | 2                    | 98                      | 2,614                 | 30            | 55           |
| Health and Social Work                                 | 918           | 1                                       | 1                    | 45                      | 650                   | 97            | 124          |
| Other Community Social and Personal service Activities | 959           | 6                                       | 2                    | 147                     | 511                   | 180           | 113          |
| Private Households with Employed Persons               | 9             | -                                       | -                    | 6                       | 2                     | 1             | -            |
| Extraterritorial Organizations and Bodies              | 294           | 2                                       | -                    | 37                      | 255                   | -             | -            |
| Not Stated   | 470           | 370                                     | 1                    | 17                      | 62                    | 11            | 9            |
| <b>Total</b>   | <b>44,707</b> | <b>619</b>                              | <b>201</b>           | <b>9,219</b>            | <b>19,856</b>         | <b>8,091</b>  | <b>6,721</b> |

2007

( 15)

:( ) 46

**Table 46 (Cont.): Employed and Unemployed Ever Worked Palestinian Heads of Households (15 Years and Over) in Nablus Governorate by Economic Activity, Sex and Employment Status, 2007**

| Economic Activity & Sex                                | Total      | Employment Status for Head of Household |                      |                         |                       |               |           |
|--|------------|---|----------------------|-------------------------|-----------------------|---------------|-----------|
|  |            | Not Stated                              | Unpaid Family Member | Irregular Wage Employee | Regular Wage Employee | Self Employed | Employer  |
| <b>Females</b>   |            |   |                      |                         |                       |               |           |
| Agriculture, Hunting and Forestry                      | 25         | -                                       | 4                    | 1                       | 1                     | 17            | 2         |
| Fishing  | -          | -                                       | -                    | -                       | -                     | -             | -         |
| Mining and Quarrying                                   | -          | -                                       | -                    | -                       | -                     | -             | -         |
| Manufacturing  | 98         | 2                                       | -                    | 21                      | 46                    | 21            | 8         |
| Electricity, Gas and Water Supply                      | -          | -                                       | -                    | -                       | -                     | -             | -         |
| Construction   | -          | -                                       | -                    | -                       | -                     | -             | -         |
| Whole sale and Retail Trade                            | 73         | -                                       | -                    | 3                       | 12                    | 37            | 21        |
| Hotels and Restaurants                                 | 4          | -                                       | -                    | -                       | 3                     | -             | 1         |
| Transport, Storage and Communication                   | 2          | -                                       | -                    | -                       | 2                     | -             | -         |
| Financial Intermediation                               | 9          | -                                       | -                    | -                       | 9                     | -             | -         |
| Real-estate, Renting and Business Activities           | 18         | -                                       | -                    | 4                       | 12                    | 1             | 1         |
| Public Administration and Defense                      | 79         | -                                       | -                    | 2                       | 77                    | -             | -         |
| Education  | 249        | -                                       | -                    | 7                       | 234                   | 2             | 6         |
| Health and Social Work                                 | 72         | 3                                       | -                    | 9                       | 53                    | 1             | 6         |
| Other Community Social and Personal service Activities | 41         | -                                       | -                    | 5                       | 22                    | 6             | 8         |
| Private Households with Employed Persons               | 9          | -                                       | -                    | 3                       | 5                     | 1             | -         |
| Extraterritorial Organizations and Bodies              | 10         | -                                       | -                    | -                       | 10                    | -             | -         |
| Not Stated   | 11         | 7                                       | -                    | 1                       | 3                     | -             | -         |
| <b>Total</b>   | <b>700</b> | <b>12</b>                               | <b>4</b>             | <b>56</b>               | <b>489</b>            | <b>86</b>     | <b>53</b> |



**Table 47: Palestinian Population in Nablus Governorate by Sex, Age Group and Type of Disability/Difficulty, 2007**

| Age Group | Sex        | Total Population |            |                               |                            | Type of Disability/Difficulty / |           |        |         |        |         |
|-----------|------------|------------------|------------|-------------------------------|----------------------------|---------------------------------|-----------|--------|---------|--------|---------|
|           |            | Total            | Not Stated | Without Disability/Difficulty | With Disability/Difficulty | Communication                   | Cognition | Moving | Hearing | Visual |         |
| 0 - 4     | Both Sexes | <b>42,932</b>    | 91         | 42,472                        | 369                        | 92                              | 73        | 154    | 63      | 148    | 4 - 0   |
|           | Males      | <b>21,819</b>    | 55         | 21,573                        | 191                        | 50                              | 36        | 80     | 35      | 73     |         |
|           | Females    | <b>21,113</b>    | 36         | 20,899                        | 178                        | 42                              | 37        | 74     | 28      | 75     |         |
| 5 - 9     | Both Sexes | <b>41,939</b>    | 70         | 40,963                        | 906                        | 208                             | 187       | 249    | 171     | 405    | 9 - 5   |
|           | Males      | <b>21,420</b>    | 34         | 20,893                        | 493                        | 120                             | 108       | 136    | 93      | 207    |         |
|           | Females    | <b>20,519</b>    | 36         | 20,070                        | 413                        | 88                              | 79        | 113    | 78      | 198    |         |
| 10 - 14   | Both Sexes | <b>40,698</b>    | 73         | 39,517                        | 1,108                      | 219                             | 233       | 234    | 186     | 591    | 14 - 10 |
|           | Males      | <b>20,857</b>    | 33         | 20,199                        | 625                        | 129                             | 147       | 146    | 107     | 302    |         |
|           | Females    | <b>19,841</b>    | 40         | 19,318                        | 483                        | 90                              | 86        | 88     | 79      | 289    |         |
| 15 - 19   | Both Sexes | <b>36,453</b>    | 57         | 35,394                        | 1,002                      | 188                             | 199       | 247    | 128     | 552    | 19 - 15 |
|           | Males      | <b>18,664</b>    | 34         | 18,017                        | 613                        | 112                             | 111       | 167    | 77      | 312    |         |
|           | Females    | <b>17,789</b>    | 23         | 17,377                        | 389                        | 76                              | 88        | 80     | 51      | 240    |         |
| 20 - 24   | Both Sexes | <b>27,128</b>    | 48         | 26,230                        | 850                        | 169                             | 163       | 226    | 122     | 421    | 24 - 20 |
|           | Males      | <b>13,885</b>    | 24         | 13,320                        | 541                        | 106                             | 106       | 160    | 78      | 247    |         |
|           | Females    | <b>13,243</b>    | 24         | 12,910                        | 309                        | 63                              | 57        | 66     | 44      | 174    |         |
| 25 - 29   | Both Sexes | <b>23,085</b>    | 36         | 22,314                        | 735                        | 128                             | 141       | 253    | 120     | 333    | 29 - 25 |
|           | Males      | <b>11,700</b>    | 18         | 11,211                        | 471                        | 77                              | 87        | 185    | 73      | 200    |         |
|           | Females    | <b>11,385</b>    | 18         | 11,103                        | 264                        | 51                              | 54        | 68     | 47      | 133    |         |
| 30 - 34   | Both Sexes | <b>21,299</b>    | 38         | 20,481                        | 780                        | 112                             | 125       | 268    | 134     | 358    | 34 - 30 |
|           | Males      | <b>10,761</b>    | 14         | 10,234                        | 513                        | 69                              | 76        | 199    | 82      | 222    |         |
|           | Females    | <b>10,538</b>    | 24         | 10,247                        | 267                        | 43                              | 49        | 69     | 52      | 136    |         |

**Table 47 (Cont.): Palestinian Population in Nablus Governorate by Sex, Age Group and Type of Disability/Difficulty, 2007**

| Age Group | Sex        | Total Population |            |                               |                            | Type of Disability/Difficulty / |           |        |         |        |         |
|-----------|------------|------------------|------------|-------------------------------|----------------------------|---------------------------------|-----------|--------|---------|--------|---------|
|           |            | Total            | Not Stated | Without Disability/Difficulty | With Disability/Difficulty | Communication                   | Cognition | Moving | Hearing | Visual |         |
| 35 - 39   | Both Sexes | <b>18,915</b>    | 29         | 18,025                        | 861                        | 113                             | 108       | 304    | 171     | 379    | 39 - 35 |
|           | Males      | <b>9,677</b>     | 18         | 9,116                         | 543                        | 68                              | 69        | 215    | 112     | 226    |         |
|           | Females    | <b>9,238</b>     | 11         | 8,909                         | 318                        | 45                              | 39        | 89     | 59      | 153    |         |
| 40 - 44   | Both Sexes | <b>16,882</b>    | 21         | 15,841                        | 1,020                      | 105                             | 108       | 381    | 181     | 482    | 44 - 40 |
|           | Males      | <b>8,662</b>     | 8          | 8,010                         | 644                        | 70                              | 69        | 249    | 106     | 295    |         |
|           | Females    | <b>8,220</b>     | 13         | 7,831                         | 376                        | 35                              | 39        | 132    | 75      | 187    |         |
| 45 - 49   | Both Sexes | <b>12,716</b>    | 20         | 11,533                        | 1,163                      | 109                             | 99        | 416    | 226     | 658    | 49 - 45 |
|           | Males      | <b>6,647</b>     | 7          | 5,985                         | 655                        | 69                              | 60        | 224    | 130     | 356    |         |
|           | Females    | <b>6,069</b>     | 13         | 5,548                         | 508                        | 40                              | 39        | 192    | 96      | 302    |         |
| 50 - 54   | Both Sexes | <b>8,449</b>     | 22         | 7,339                         | 1,088                      | 76                              | 68        | 411    | 210     | 649    | 54 - 50 |
|           | Males      | <b>4,230</b>     | 12         | 3,663                         | 555                        | 42                              | 37        | 202    | 114     | 334    |         |
|           | Females    | <b>4,219</b>     | 10         | 3,676                         | 533                        | 34                              | 31        | 209    | 96      | 315    |         |
| 55 - 59   | Both Sexes | <b>6,550</b>     | 11         | 5,433                         | 1,106                      | 57                              | 67        | 456    | 247     | 691    | 59 - 55 |
|           | Males      | <b>3,343</b>     | 8          | 2,778                         | 557                        | 30                              | 33        | 216    | 131     | 348    |         |
|           | Females    | <b>3,207</b>     | 3          | 2,655                         | 549                        | 27                              | 34        | 240    | 116     | 343    |         |
| 60 - 64   | Both Sexes | <b>5,719</b>     | 11         | 4,307                         | 1,401                      | 68                              | 69        | 610    | 413     | 856    | 64 - 60 |
|           | Males      | <b>2,520</b>     | 3          | 1,937                         | 580                        | 26                              | 21        | 212    | 177     | 363    |         |
|           | Females    | <b>3,199</b>     | 8          | 2,370                         | 821                        | 42                              | 48        | 398    | 236     | 493    |         |
| 65 - 69   | Both Sexes | <b>3,927</b>     | 10         | 2,671                         | 1,246                      | 86                              | 85        | 653    | 411     | 728    | 69 - 65 |
|           | Males      | <b>1,611</b>     | 6          | 1,149                         | 456                        | 35                              | 34        | 214    | 157     | 264    |         |
|           | Females    | <b>2,316</b>     | 4          | 1,522                         | 790                        | 51                              | 51        | 439    | 254     | 464    |         |

**Table 47 (Cont.): Palestinian Population in Nablus Governorate by Sex, Age Group and Type of Disability/Difficulty, 2007**


| Age Group    | Sex               | Total Population |              |                               |                            | Type of Disability/Difficulty / |              |              |              |              |          |
|--------------|-------------------|------------------|--------------|-------------------------------|----------------------------|---------------------------------|--------------|--------------|--------------|--------------|----------|
|              |                   | Total            | Not Stated   | Without Disability/Difficulty | With Disability/Difficulty | Communication                   | Cognition    | Moving       | Hearing      | Visual       |          |
| 70 - 74      | Both Sexes        | <b>3,362</b>     | 4            | 1,966                         | 1,392                      | 109                             | 105          | 762          | 558          | 850          | 74 - 70  |
|              | Males             | <b>1,477</b>     | 2            | 891                           | 584                        | 40                              | 33           | 271          | 258          | 381          |          |
|              | Females           | <b>1,885</b>     | 2            | 1,075                         | 808                        | 69                              | 72           | 491          | 300          | 469          |          |
| 75 - 79      | Both Sexes        | <b>2,294</b>     | 5            | 1,124                         | 1,165                      | 135                             | 139          | 717          | 518          | 678          | 79 - 75  |
|              | Males             | <b>948</b>       | 2            | 483                           | 463                        | 53                              | 51           | 245          | 202          | 287          |          |
|              | Females           | <b>1,346</b>     | 3            | 641                           | 702                        | 82                              | 88           | 472          | 316          | 391          |          |
| 80 - 84      | Both Sexes        | <b>1,368</b>     | 4            | 583                           | 781                        | 107                             | 113          | 496          | 412          | 458          | 84 - 80  |
|              | Males             | <b>573</b>       | 1            | 252                           | 320                        | 37                              | 37           | 183          | 184          | 205          |          |
|              | Females           | <b>795</b>       | 3            | 331                           | 461                        | 70                              | 76           | 313          | 228          | 253          |          |
| 85+          | Both Sexes        | <b>926</b>       | 3            | 323                           | 600                        | 124                             | 129          | 414          | 356          | 377          | + 85     |
|              | Males             | <b>382</b>       | 1            | 117                           | 264                        | 56                              | 57           | 178          | 164          | 175          |          |
|              | Females           | <b>544</b>       | 2            | 206                           | 336                        | 68                              | 72           | 236          | 192          | 202          |          |
| Not Stated   | Both Sexes        | <b>1,131</b>     | 816          | 292                           | 23                         | 6                               | 6            | 9            | 4            | 13           | غير مبين |
|              | Males             | <b>570</b>       | 399          | 156                           | 15                         | 1                               | 1            | 5            | 2            | 8            |          |
|              | Females           | <b>561</b>       | 417          | 136                           | 8                          | 5                               | 5            | 4            | 2            | 5            |          |
| <b>Total</b> | <b>Both Sexes</b> | <b>315,773</b>   | <b>1,369</b> | <b>296,808</b>                | <b>17,596</b>              | <b>2,211</b>                    | <b>2,217</b> | <b>7,260</b> | <b>4,631</b> | <b>9,627</b> | المجموع  |
|              | <b>Males</b>      | <b>159,746</b>   | <b>679</b>   | <b>149,984</b>                | <b>9,083</b>               | <b>1,190</b>                    | <b>1,173</b> | <b>3,487</b> | <b>2,282</b> | <b>4,805</b> |          |
|              | <b>Females</b>    | <b>156,027</b>   | <b>690</b>   | <b>146,824</b>                | <b>8,513</b>               | <b>1,021</b>                    | <b>1,044</b> | <b>3,773</b> | <b>2,349</b> | <b>4,822</b> |          |

**Table 48: Disabled/with Difficulty Palestinian Population in Nablus Governorate by Sex, Cause and Type of Disability/Difficulty, 2007**

| Cause of Disability/<br>Difficulty | Sex        | Type of Disability/Difficulty |           |        |         |        | / | / |
|------------------------------------|------------|-------------------------------|-----------|--------|---------|--------|---|---|
|                                    |            | Communication                 | Cognition | Moving | Hearing | Visual |   |   |
| Congenital                         | Both Sexes | 805                           | 763       | 670    | 627     | 1,387  |   |   |
|                                    | Males      | 463                           | 436       | 369    | 370     | 779    |   |   |
|                                    | Females    | 342                           | 327       | 301    | 257     | 608    |   |   |
| During delivery                    | Both Sexes | 181                           | 170       | 307    | 99      | 236    |   |   |
|                                    | Males      | 96                            | 97        | 169    | 54      | 113    |   |   |
|                                    | Females    | 85                            | 73        | 138    | 45      | 123    |   |   |
| Illness                            | Both Sexes | 595                           | 587       | 2,839  | 1,364   | 4,147  |   |   |
|                                    | Males      | 327                           | 325       | 1,289  | 645     | 1,976  |   |   |
|                                    | Females    | 268                           | 262       | 1,550  | 719     | 2,171  |   |   |
| Psychological /physical<br>abuse   | Both Sexes | 39                            | 36        | 39     | 27      | 48     |   |   |
|                                    | Males      | 28                            | 25        | 23     | 11      | 23     |   |   |
|                                    | Females    | 11                            | 11        | 16     | 16      | 25     |   |   |
| Aging                              | Both Sexes | 392                           | 453       | 2,211  | 2,013   | 2,476  |   |   |
|                                    | Males      | 137                           | 147       | 689    | 833     | 1,038  |   |   |
|                                    | Females    | 255                           | 306       | 1,522  | 1,180   | 1,438  |   |   |
| Work injury                        | Both Sexes | 4                             | 7         | 200    | 80      | 172    |   |   |
|                                    | Males      | 4                             | 7         | 192    | 67      | 152    |   |   |
|                                    | Females    | -                             | -         | 8      | 13      | 20     |   |   |
| Traffic accident                   | Both Sexes | 24                            | 26        | 176    | 29      | 53     |   |   |
|                                    | Males      | 19                            | 22        | 134    | 22      | 38     |   |   |
|                                    | Females    | 5                             | 4         | 42     | 7       | 15     |   |   |
| Other kind of accident             | Both Sexes | 46                            | 52        | 287    | 114     | 332    |   |   |
|                                    | Males      | 28                            | 34        | 180    | 75      | 209    |   |   |
|                                    | Females    | 18                            | 18        | 107    | 39      | 123    |   |   |

Table 48 (Cont.): Disabled/with Difficulty Palestinian Population in Nablus Governorate by Sex, Cause and Type of Disability/Difficulty, 2007

| Cause of Disability/<br>Difficulty | Sex               | Type of Disability/Difficulty |              |              |              |              |  |  |
|------------------------------------|-------------------|-------------------------------|--------------|--------------|--------------|--------------|--|--|
|                                    |                   | Communication                 | Cognition    | Moving       | Hearing      | Visual       |  |  |
| Israeli measurements               | Both Sexes        | 50                            | 51           | 397          | 155          | 228          |  |  |
|                                    | Males             | 43                            | 42           | 358          | 123          | 199          |  |  |
|                                    | Females           | 7                             | 9            | 39           | 32           | 29           |  |  |
| War                                | Both Sexes        | -                             | 36           | 5            | 5            | 5            |  |  |
|                                    | Males             | -                             | 1            | 5            | 5            | 3            |  |  |
|                                    | Females           | -                             | 1            | -            | -            | 2            |  |  |
| Other kind of accident             | Both Sexes        | 67                            | 2            | 105          | 108          | 507          |  |  |
|                                    | Males             | 41                            | 31           | 66           | 72           | 252          |  |  |
|                                    | Females           | 26                            | 67           | 39           | 36           | 255          |  |  |
| Not Stated                         | Both Sexes        | 8                             | -            | 24           | 10           | 36           |  |  |
|                                    | Males             | 4                             | 2            | 13           | 5            | 23           |  |  |
|                                    | Females           | 4                             | 4            | 11           | 5            | 13           |  |  |
| <b>Total</b>                       | <b>Both Sexes</b> | <b>2,211</b>                  | <b>2,217</b> | <b>7,260</b> | <b>4,631</b> | <b>9,627</b> |  |  |
|                                    | <b>Males</b>      | <b>1,190</b>                  | <b>1,173</b> | <b>3,487</b> | <b>2,282</b> | <b>4,805</b> |  |  |
|                                    | <b>Females</b>    | <b>1,021</b>                  | <b>1,044</b> | <b>3,773</b> | <b>2,349</b> | <b>4,822</b> |  |  |




**Palestinian National Authority**  
**Palestinian Central Bureau of Statistics**  
**Population, Housing and Establishment Census 2007**



**Census Final Results**  
**Population Report**  
**Nablus Governorate**

**May, 2009**

PAGE NUMBERS OF ENGLISH TEXT ARE PRINTED IN SQUARE BRACKETS.  
TABLES ARE PRINTED IN THE ARABIC ORDER (FROM RIGHT TO LEFT).



This document is prepared in accordance with the standard procedures stated in the Code of Practice for Palestine Official Statistics 2006

© May, 2009.

**All rights reserved.**

**Suggested Citation:**

**Palestinian Central Bureau of Statistics, 2009.** *Census Final Results – Population Report-Nablus Governorate.* Ramallah - Palestine.

All correspondence should be directed to:  
**Palestinian Central Bureau of Statistics**  
**P.O.Box 1647 Ramallah, Palestine.**

Tel: (972/970) 2 242 6340

Fax: (972/970) 2 242 6343

E-Mail: [diwan@pcbs.gov.ps](mailto:diwan@pcbs.gov.ps)

web-site: <http://www.pcbs.gov.ps>

## **Acknowledgments**

**The Population, Housing and Establishment Census (PHC-2007) is the second census conducted by the Palestinian Central Bureau of Statistics (PCBS) since the Palestinian National Authority (PNA) was established in 1994. The PHC-2007 was conducted in a very critical and complicated political, administrative, financial and organizational environment. It could not have been accomplished without the generous support of a number of friendly countries, international and national institutions and personalities.**

**The implementation of the PHC-2007 was co-financed by the PNA, United Nations Population Fund (UNFPA), the Core Funding Group (CFG) of PCBS (Norway, Netherlands, and Switzerland), OPEC Fund for International Development (OFID), Australia, and the United Nations Children's Fund (UNICEF), and the European Union (EU).**

**PCBS would not have been able to implement the PHC-2007 as a national project in such complicated circumstances without the important contribution made by the PHC-2007 National Higher Committee, the committees in the governorates, publicity campaign committees, and many other official and popular supporting committees and bodies.**

**We would also like to highlight the outstanding efforts made by the Census National Director, Executive Director, and all census national team members to plan, manage, implement, supervise, monitor, and coordinate census activities: senior assistants of the national and executive director, census directors in the governorates and their assistants, coordinators of the publicity campaign and their assistants, field supervisors, field observers, enumerators, administrators and other team members.**

**Printing of this document has been produced with financial assistance of the EU. The contents of this document are the sole responsibility of the PCBS.**

**PCBS extends its deep thanks to all of these personalities and institutions for the tremendous efforts they exerted to bring the second Palestinian census to light.**





## Work Team

- **Report Preparation**  
Mohammad Duraidi  
Omayma Al-Ahmad  
Ali Al-Husien  
Rawya Alawneh
  - **Secretarial and Typing Duties**  
Nehaya Mosumey
  - **Maps Design**  
Amal Jabr
  - **Graphic Design**  
Ahmad Sawalmeh
  - **Dissemination Standard**  
Hanan Janajreh
  - **Preliminary Review**  
Abdallah Najjar
  - **Final Review and Overall Supervision**  
Mahmoud Jaradat  
Ola Awad
- Acting President



## **Preface**

The PHC-2007 is an important pillar of the national development process. It is a primary prerequisite for the socioeconomic planning. Furthermore, it helps reinforcing the Palestinian sovereignty on the ground. Countries around the world usually conduct censuses every decade according to the degree of population stability, the amount of potential changes in the demographic characteristics and the availability of the financial resources.

Realizing the importance of bridging the gap between society's statistical needs the current situation in the Palestinian Territory conducted the first national population, housing and establishment Census in 1997. PHC-2007 has been conducted for legal, development and statistical considerations. Success is vehemently attributed to the colossal efforts exerted by the national census team and the continuous support of the Palestinian leadership.

The main objective of the PHC-2007 is to update statistical data on the Palestinian population, housing units, economic establishments and agricultural holdings, and to provide small area statistics to the planners and decision makers. PHC-2007 will contribute to realizing a balanced and comprehensive development in all sectors.

PHC-2007 was designed and implemented in accordance with the United Nations principles and recommendations of Population and housing census taking into consideration the local Palestinian needs. Special attention was given to affording complete and adequate data on the size, structure, distribution and characteristics of the demographic, economic and social components of the Palestinian population; the characteristics of housing units; the number and characteristics of the economic establishments and making an inventory of the agricultural holdings. Consequently, obtained statistical data will foster and support the role and efficiency of planning both on the national and local governments levels.

As part of PCBS's efforts to provide users with the census results as soon as possible, the national census team made every possible effort to fulfill it. We were able to publish the preliminary results of the census five weeks after the end of the census field work events. This is considered a record time compared to other countries. In addition, the final results of the buildings and establishments data for the Palestinian Territory were disseminated.

We are pleased to present this report as part of the detailed reports about the population at the Governorate level. This report contains the census final results in Nablus Governorate.

We hope that it will be a reference for all planners, decision makers and policy makers in the public and private sectors and for civil society institutions.

**May, 2009**

**Luay Shabaneh, Ph.D**  
**President of PCBS/**  
**Census National Director**



## **Important Notes**

1. For more information about the methodology and data quality, please refer to the report titled "Census Final Results- population Report- West Bank ", which is available at:  
<http://www.pcbs.gov.ps/Portals/PCBS/Downloads/book1530.pdf>
2. Population and socio-economic data are based on the actually enumerated population and doesn't include uncounted population estimates according to the post enumeration survey.
3. In some tables the total of percentages might not add up to 100% due to rounding.
4. A set of special symbols were used in the tables of this report. The representation of these symbols are:  
  
(-) Nil (not found).  
(0.0) less than 0.05%.



## Table of Contents

| <b>Subject</b>   | <b>Page</b> |
|--|-------------|
| Acknowledgment   |             |
| Preface  |             |
| List of Tables   |             |
| Chapter One: <b>Concepts and Definitions</b>                           | <b>[17]</b> |
| Chapter Two: <b>Summary of Final Results</b>                           | <b>[27]</b> |
| 2.1 Population final results   | [27]        |
| 2.2 The basic demographic and social characteristics of the population | [27]        |
| 2.3 Final results of household numbers                                 | [29]        |
| <b>Tables</b>  | <b>39</b>   |





## List of Tables

| <b>Table</b>  | <b>Page</b> |
|---|-------------|
| <b>Table 1:</b> Population in Nablus Governorate by Type of Locality and Sex, 2007  | <b>41</b>   |
| <b>Table 2:</b> Population in Nablus Governorate by Sex, Age Group and Nationality, 2007  | <b>42</b>   |
| <b>Table 3:</b> Population in Nablus Governorate by Single Year of Age, Sex and Type of Locality, 2007  | <b>44</b>   |
| <b>Table 4:</b> Native (Inside Palestinian Territory) and Foreign Born Palestinian Population in Nablus Governorate by Age Group, Sex and Place of Birth, 2007                      | <b>49</b>   |
| <b>Table 5:</b> Palestinian Population in Nablus Governorate Born Inside Palestinian Territory by Sex, Place of Birth (Governorate) and Age Group, 2007                             | <b>50</b>   |
| <b>Table 6:</b> Palestinian Population in Households and Institutions in Nablus Governorate by Age Group, Sex, Household Type and Type of Locality, 2007                            | <b>52</b>   |
| <b>Table 7:</b> Palestinian Private Households and Population in Households in Nablus Governorate by Size, Type of Household and Type of Locality, 2007                             | <b>64</b>   |
| <b>Table 8:</b> Palestinian Households in Nablus Governorate by Educational Attainment of Head of Household and Household Size, 2007  | <b>68</b>   |
| <b>Table 9:</b> Palestinian Households and Population in Household in Nablus Governorate by Household Size, Number of Members Under 15 Years and Type of Locality, 2007             | <b>69</b>   |
| <b>Table 10:</b> Palestinian Households and Population in Nablus Governorate by Number of Persons 60 Years and Over, Household Type, Sex, Household Size and Type of Locality, 2007 | <b>73</b>   |
| <b>Table 11:</b> Palestinian Population (12 Years and Over) in Nablus Governorate by Sex, Age Group, Marital Status and Type of Locality, 2007                                      | <b>81</b>   |
| <b>Table 12:</b> Ever Married Palestinian Population in Nablus Governorate by Sex, Current Age Group, Age at First Marriage and Type of Locality, 2007                              | <b>85</b>   |
| <b>Table 13:</b> Palestinian Population in Nablus Governorate by Age Group, Sex and Religion, 2007  | <b>93</b>   |
| <b>Table 14:</b> Palestinian Population in Nablus Governorate by Age Group, Sex, Refugee Status and Type of Locality, 2007  | <b>94</b>   |
| <b>Table 15:</b> Ever Married Palestinian Women (12 Years and Over) in Nablus Governorate by Age Group, Number of Births Ever Born Alive by Sex and Type of Locality, 2007          | <b>98</b>   |
| <b>Table 16:</b> Ever Married Palestinian Women (12 Years and Over) in Nablus Governorate by Age Group, Number of Births Still Alive by Sex and Type of Locality, 2007              | <b>110</b>  |

| <b>Table</b>  | <b>Page</b> |
|---|-------------|
| <b>Table 17:</b> Ever Married Palestinian Women (12-59) Years in Nablus Governorate by Age Group, Educational Attainment and Number of Births Ever Born Alive by Sex Within the 12 Months Preceding the Census, 2007                                  | <b>122</b>  |
| <b>Table 18:</b> Ever Married Palestinian Women (12-59) Years in Nablus Governorate by Age Group, Number of Births Ever Born Alive in 12 Months Preceding the Census, Number of Births Still Alive and Number of Deaths Among these Live Births, 2007 | <b>126</b>  |
| <b>Table 19:</b> Palestinian Population (5 Years and Over) in Nablus Governorate by Age, Sex, Educational Attendance and Type of Locality, 2007   | <b>127</b>  |
| <b>Table 20:</b> Palestinian Population (10 Years and Over) in Nablus Governorate by Age Group, Sex, Literacy and Type of Locality, 2007  | <b>131</b>  |
| <b>Table 21:</b> Palestinian Population (10 Years and Over) in Nablus Governorate Currently at School by Educational Attainment, Sex, Age Group and Type of Locality, 2007  | <b>134</b>  |
| <b>Table 22:</b> Palestinian Population (10 Years and Over) in Nablus Governorate Not Currently at School by Educational Attainment, Sex, Age Group and Type of Locality, 2007  | <b>138</b>  |
| <b>Table 23:</b> Palestinian Population in Nablus Governorate Completed Associate Diploma and Above by Specialization, Sex, Age Group and Type of Locality, 2007  | <b>150</b>  |
| <b>Table 24:</b> Palestinian Population (10 Years and Over) in Nablus Governorate With Qualification by Place of Study, Sex and Qualification, 2007   | <b>162</b>  |
| <b>Table 25:</b> Palestinian Population (10 Years and Over) in Nablus Governorate by Age Group, Sex, Activity Status and Type of Locality, 2007   | <b>165</b>  |
| <b>Table 26:</b> Palestinian Population (10 Years and Over) in Nablus Governorate by Age Group, Educational Attainment, Sex, Activity Status and Type of Locality, 2007   | <b>177</b>  |
| <b>Table 27:</b> Employed and Unemployed Ever Worked Palestinian Population (10 Years and Over) in Nablus Governorate by Age Group, Sex, Employment Status and Type of Locality, 2007   | <b>197</b>  |
| <b>Table 28:</b> Employed and Unemployed Ever Worked Palestinian Population (10 Years and Over) in Nablus Governorate by Age Group, Sex, Main Occupation and Type of Locality, 2007   | <b>201</b>  |
| <b>Table 29:</b> Employed and Unemployed Ever Worked Palestinian Population (10 Years and Over) in Nablus Governorate by Age Group, Educational Attainment, Sex and Main Occupation, 2007   | <b>205</b>  |
| <b>Table 30:</b> Employed and Unemployed Ever Worked Palestinian Population (10 Years and Over) in Nablus Governorate by Economic Activity, Sex, Age Group and Type of Locality, 2007   | <b>214</b>  |
| <b>Table 31:</b> Employed and Unemployed Ever Worked Palestinian Population (10 Years and Over) in Nablus Governorate by Economic Activity, Sex and Employment Status, 2007   | <b>226</b>  |

| <b>Table</b>   | <b>Page</b> |
|--|-------------|
| <b>Table 32:</b> Employed and Unemployed Ever Worked Palestinian Population (15 Years and Over) in Nablus Governorate by Economic Activity, Sex and Main Occupation, 2007            | <b>229</b>  |
| <b>Table 33:</b> Employed and Unemployed Ever Worked Palestinian Population (15 Years and Over) in Nablus Governorate by Economic Activity, Sex and Sector, 2007                     | <b>232</b>  |
| <b>Table 34:</b> Employed Palestinian Population (10 Years and Over) in Nablus Governorate by Main Occupation, Sex and Age Group, 2007   | <b>235</b>  |
| <b>Table 35:</b> Employed Palestinian Population (10 Years and Over) in Nablus Governorate by Economic Activity, Sex and Age Group, 2007   | <b>238</b>  |
| <b>Table 36:</b> Employed Palestinian Population (10 Years and Over) in Nablus Governorate by Age Group, Sex and Employment Status, 2007   | <b>241</b>  |
| <b>Table 37:</b> Employed Palestinian Population (15 Years and Over) in Nablus Governorate by Sex, Main Occupation and Employment Status, 2007                                       | <b>244</b>  |
| <b>Table 38:</b> Employed Palestinian Population (15 Years and Over) in Nablus Governorate by Economic Activity, Sex and Sector, 2007  | <b>247</b>  |
| <b>Table 39:</b> Unemployed Ever Worked Palestinian Population (10 Years and Over) in Nablus Governorate by Age Group, Sex and Main Occupation, 2007                                 | <b>250</b>  |
| <b>Table 40:</b> Unemployed Ever Worked Palestinian Population (15 Years and Over) in Nablus Governorate by Economic Activity, Sex and Sector, 2007                                  | <b>251</b>  |
| <b>Table 41:</b> Unemployed Ever Worked Palestinian Population (10 Years and Over) in Nablus Governorate by Age Group, Sex and Employment Status, 2007                               | <b>254</b>  |
| <b>Table 42:</b> Palestinian Population (10 Years and Over) in Nablus Governorate Not Economically Active by Age Group, Sex and Reason for Not Active, 2007                          | <b>255</b>  |
| <b>Table 43:</b> Palestinian Households and Population in Households in Nablus Governorate by Size of Household and Number of Economically Active Members, 2007                      | <b>257</b>  |
| <b>Table 44:</b> Palestinian Households in Nablus Governorate by Size, Number of Unemployed Members and Dependent Under 15 Years in Households, 2007                                 | <b>258</b>  |
| <b>Table 45:</b> Heads of Palestinian Households (10 Years and Over) in Nablus Governorate by Age Group, Sex and Activity Status, 2007   | <b>259</b>  |
| <b>Table 46:</b> Employed and Unemployed Ever Worked Palestinian Heads of Households (15 Years and Over) in Nablus Governorate by Economic Activity, Sex and Employment Status, 2007 | <b>262</b>  |
| <b>Table 47:</b> Palestinian Population in Nablus Governorate by Sex, Age Group and Type of Disability/Difficulty, 2007  | <b>265</b>  |
| <b>Table 48:</b> Disabled/with Difficulty Palestinian Population in Nablus Governorate by Sex, Cause and Type of Disability/Difficulty, 2007   | <b>268</b>  |



## Chapter One

### Concepts and Definitions

The definitions used in the PHC-2007 are based on the de-facto concept as the United Nations standard concepts and definitions stated in order to be consistent with the 1997 census and to ensure comparability. The following concepts and definitions were used in this report

#### **Population Census:**

The process of collection, classification, processing, analysis, assessment, dissemination of statistical data on the number of population and their distribution by basic demographic and socio-economic characteristics in a specific reference period within the boundaries of a specific geographic area.

#### **Geographical, Administrative and Statistical Divisions**

According to current administrative divisions, the Palestinian Territory is divided into two geographic regions: West Bank and Gaza Strip.

1. **West Bank** is divided into 11 Governorates (Jenin, Nablus, Tulkarm, Nablus, Qalqiliya, Salfit, Ramallah & Al-Bireh, Jericho & AlAghwar, Jerusalem, Bethlehem, and Hebron).
2. **Gaza Strip** is divided into 5 Governorates (North Gaza, Gaza, Deir Al-Balah, Khan Yunis, Rafah).

#### **Locality:**

A permanently inhabited place, which has an independent municipal administration or a permanently inhabited, separated place not included within the formal boundaries of another locality.

#### **Locality Type:**

Localities have been divided into three types: **Urban, Rural, Camps**

**Urban:** Any locality whose population amounts to 10,000 persons or more. This applies to all governorates/districts centers regardless of their size. Besides, it refers to all localities whose populations vary from 4,000 to 9,999 persons provided they have, at least, four of the following elements: public electricity network, public water network, post office, health center with a full – time physician and a school offering a general secondary education certificate.

**Rural:** Any locality whose population is less than 4,000 persons or whose population varies from 4,000 to 9,999 persons but lacking four of the aforementioned elements.

**Camp:** It refers to any locality referred to as a refugee camp and administered by the United Nations Refugees and Work Agency in the Near East (U.N.R.W.A.).

#### **Building:**

A building is defined as any fixed construction that is temporarily or permanently erected on the surface of the earth or water. A building is surrounded by four walls or with at least one completed ceiling at the time of the visit, regardless of the construction material and the purpose of construction and utilization at the time of the Census. The building might be utilized for habitation, for work, for both, vacant, closed, deserted, under preparation or under construction at the time of the Census.

**House:**

A building or part of a building constructed for one household only, with one or more independent entrance leading to the public road without passing through another house.

**Collective Households:**

It refers to the place constructed for the residence of a group of individuals, who live therein and benefit from the services it provides. The collective household; it may be comprised of one building or more or one housing unit or more. Examples of collective households include hotels, hostels, elderly and orphans homes, psycho-therapy clinics and hospitals, collective households for university students, collective living quarters (camps) at the passages, and housing units of priests and nuns in the monasteries and churches (who do not have other households).

**Household:**

One person or a group of persons with or without a household relationship, who live in the same housing unit, share meals and make joint provision of food and other essentials of living. In PHC-2007, the household includes:

3. Household members found in the housing unit on the night of 01/12/2007.
4. Visitors living outside the Palestinian Territory but who spent the night of 01/12/2007 in the housing unit of the household (relatives and non-relatives).
5. Visitors from the Palestinian Territory who, as a whole household, remained for all of the enumeration period 1-16/12/2007.
6. Servants and other workers living usually within the household who spent the night of 01/12/2007 with the household.
7. New births born prior to the night of 01/12/2007 and still alive, irrespective of whether they were within the household or in the hospital.
8. Household members who spent the night of 01/12/2007 with the household and died after that night.
9. Household members who usually live in the housing unit but were not available in the night of 01/12/2007. This category includes:
  - Household members who spent the night of 01/12/2007 with another household inside the Palestinian Territory.
  - Household members working at night 01/12/2007 in factories, hospitals, airports, etc.
  - Individuals who spent the night of 01/12/2007 traveling in the public ways inside the Palestinian Territory.
  - Fishermen who spent the night fishing in the regional waters.
  - Members of internal security forces, and civil defense forces irrespective of where they spent the night of 01/12/2007.
  - Palestinian household members living usually within the household and who are holding an ID card, but who were abroad less than one year for temporary reasons (tourist, visit, pilgrim or any other reason).
  - Palestinian household members living usually within the household but who were absent during the night of 01/12/2007 due to urgent causes including hospital, detainee, etc.
  - Palestinian household members living usually within the households but who were absent during the night of 01/12/2007 due to their stay in a hotel in the Palestinian Territory.
  - Students studying abroad regardless of the length of their stay.

- Students studying in Palestinian universities, institutes and other educational institutions irrespective of place of existence.
- Household members detained in Israeli prisons.

**The following were excluded from households:**

- Persons who died before the night of 01/12/2007.
- Persons who were born after the night of 01/12/2007.
- Persons who stayed during the counting in elderly homes, orphans homes, psychotherapy clinics and hospitals, and other collective households in the Palestinian Territory.

**Type of households that underwent enumeration are divided into:**

**Private Households:** The households included in the aforementioned definition of the household.

**Collective (Institutional Households):** It refers to the households enumerated in the previously mentioned collective households.

**Palestinian Household:**

It refers to the private household whose head holds the Palestinian nationality. As for non Palestinian household, it refers to the household whose head holds non Palestinian nationality irrespective of the nationality of other household members.

**Special types of Households:**

**A one-person-household:** It refers to the household comprised of one individual.

**Nuclear household:** It refers to the living household comprised of a couple only; a couple and a son or a daughter (not adopted son or daughter) or more; or a male head of a household with a son or a daughter or more; or a female head of a household with a son or a daughter or more. It is worthy to note that no other relatives or non-relatives live with this household.

**Extended Household:** A household of at least one nuclear household together with other relatives.

**Composite Household:** Refers to household consisting of at least one nuclear household with other non-relatives.

**Average Household Size:**

It refers to the average number of household members calculated through dividing the total number of members for a certain category by the number of households for that particular category.

**Head of the household:**

It refers to the person who usually lives within the household and is considered as the head of the household by its other members. Often, he \ she is the main decision-maker and responsible for financial support and economic welfare of the household.

**Relationship to the head of the household:**

It refers to the type of relationship to the head of the household and is normally classified as follows:

Head of the household, Spouse, Son/ daughter, Father / mother, Brother / sister, Grandfather/ grandmother, Grand-child, Son/ daughter in law, Other relatives, Others.



**Sex:**

It is divided into male and female.

**Date of Birth:**

It refers to the date in which the person was born. It is normally comprised of three cells: day, month and year according to the official identification documents such as the birth certificate, passport, ...etc.

**Age in Completed Years:**

The completed age in years of the person enumerated, which is the difference between the date of birth and the survey reference period.

**Original Nationality:**

It refers to the political identity of the individuals, as Palestinian, Jordanian, Egyptian, Brazilian, French, etc.

**Religion:**

It refers to the spiritual belief of the person, which is divided into Muslim, Christian, Other.

**Mother's usual place of residence (place of birth):**

It refers to the usual place of residence of the mother when the person was born.

**Usual place of residence:**

It refers to the name of the locality in which the person spends most of his time during the year (lived there six months and above), irrespective of whether it is the person's same place of existence during the Census, or the place in which he works and performs related activities or the place in which his original household is based or not.

**Refugee Status:**

This status relates to the Palestinians who were forced to leave their land in the Palestinian Territory occupied by Israel in 1948. It applies to their male sons and grandchildren.

1. **Registered Refugees:** It applies to registered refugees holding refugee registration cards issued by UNRWA.
2. **Non-Registered Refugees:** It applies to unregistered refugees who do not hold refugee registration cards issued by UNRWA.
3. **Non-Refugee:** It applies to any Palestinian not categorized under any of the two aforementioned statuses.

**Handicapped and Disabled:**

The disabled is defined as the person suffering from a clear and evident weakness in performing certain activities due to continuous difficulties emanating from a physical, mental or health state that lasted for more than six months.

**Seeing (Visual) Disability:**

It includes blind and one-eyed persons, and any person suffering from vision weakness even after using special devices, provided they do not suffer from any other disability.

**Hearing (Auditory) Disability:**

It includes deaf persons and any person suffering from clear auditory problems even after using special auditory devices, provided they do not suffer from any other disability.

**Moving Disability:**

It refers to the person suffering from evident problems in walking, climbing stairs, bending, bowing, kneeling, provided he / she does not suffer from any other disability.

**Cognition Disability:**

It refers to the individuals who suffer from difficulties in concentration and memory, decision-making, understanding speech, reading, identifying persons, identifying areas and the use of the map, calculations, reading and thinking.

**Communication Disability:**

Refers to people who do not have the ability to exchange information and ideas with others and to deal with them through the use of speech, or sign or movement or to write the information they want to share with others, which may be the result of the inability of hearing or speech, or lack of the mental capacity to understand or interpret what others say, whether signals, words or movements.

**Causes of Disability/ Difficulty:**

The cause of disability/difficulty is the main reason that caused the healthy person to be disabled:

1. **Congenital:** It applies if the disability/difficulty emanates from hereditary or inbred causes.
2. **During delivery:** It applies if the disability/difficulty emanates from causes related to the birth delivery.
3. **Disease:** It applies if the disability/ disability/difficulty originates from a certain disease, such as polio.
4. **Psychological/ physical abuse:** means that person with disability/difficulty resulted from Physical or psychological abuse from one of his family, teacher in the school, unknown person, or unknown site.
5. **Aging:** means that person with disability/difficulty caused by aging, this case apply only to elderly person.
6. **Work Injury:** It applies if the disability/difficulty results from a work injury that took place while performing work.
7. **Traffic accident:** It applies when the disability/difficulty results from car accidents, including all types of accidents.
8. **Other accident:** It applies when the disability/difficulty results from any other type of accidents, e.g. falling from high places, fire, fire shooting, ...etc. (It should be noted that such a disability is considered a work injury if it took place during work).
9. **Israeli measurements:** means that person with disability/difficulty resulted from any kind of attack from Israeli soldiers and Settlers including shooting or other measures during the Intifada (except war).
10. **War:** means that person with disability/difficulty resulted from war, but not including first or second Intifada.
11. **Others:** It applies if the cause of disability/difficulty is not any of the aforementioned reasons.

**Educational Attendance:**

Attendance means registering the person in any formal education stage irrespective of whether it took the form of continuous attendance or distance learning. Formal education stages include the elementary stage, preparatory stage, (both of which are referred to as the basic stage), secondary stage, and higher education stage (universities, colleges, vocational institutes, etc.).

Enrollment categories are as follows:

1. **Attending:** It applies if the person is currently enrolled in a regular education stage.
2. **Attended and left:** It applies if the person unsuccessfully left a regular education stage, i.e., without obtaining any degree.
3. **Attended and graduated:** It applies if the person successfully graduated from a regular education stage and did not enroll in any stage after that.
4. **Never attended:** It applies if the person is not currently enrolled and was never enrolled in any regular education stage.

**Educational Attainment:** It refers to the highest successfully completed educational attainment level. The educational level for persons aged 10 years and over .

**Illiterate:** It applies to persons unable to read or write in any language and who were never awarded a certificate from any formal education system.

**Can Read and Write:** It applies to persons who are able to read and write without completing any of the educational stages. Such persons are generally able to read and write simple sentences.

**Qualification (The highest successfully completed educational attainment):**

It refers to the highest educational attainment level (elementary and higher) the person successfully completed. **Elementary** is the educational level for persons who successfully completed the sixth elementary grade. Those who successfully completed the ninth grade shall be classified under the **preparatory** level. Likewise, persons who successfully completed the general secondary certificate examination shall be classified under the **secondary** level. As for the rest of levels, they are as follows: **Associate diploma, bachelor degree (BA/BS), higher diploma, masters degree (MA/MS), doctorate (Ph.D)**

**Specialization:**

It refers to the name of the subject the person successfully completed.

**Employed:**

Persons who were at work at least one hour during the reference period, whether for their own account or for others paid or unpaid, or in the interest of the household. Employees classified according to the number of weekly working hours of the workers (1-14) hours, workers (15-34) hours, workers 35 hours or more.

**Labor Force Status:**

A person's work status in terms of being inside or outside the labor force and also classified as follows:

1. **Employed 1-14 work hours:** All persons aged (7 years and over) who were at work at least one hour during the reference week, or who were not at work during the reference week, but held a job or owned a business from which they were temporarily absent and usually working 1-14 hours per week.
2. **Employed 15-34 work hours:** All persons aged (7 years and over) who were at work during the reference week, and held a job or owned a business from which they were temporarily absent and usually working 15-34 hours per week.

3. **Employed 35 hours or more:** All persons aged (7 years and over) who were at work during the reference week, and held a job or owned a business from which they were temporarily absent and usually working 35 hours or more per week.

**Does not work and seeking work - who has ever been employed:**

4. **Actively seeking a job during the reference week:** Those individuals aged (7 years and over) who did not work at all during the reference week, were not absent from a job, were available for work and actively seeking a job during the reference week, and looking for a job by one method of the following: registration at employment office, or registration at a labor union, or asking friends or relatives, or a personal visit of the premises, or reading the newspaper in order to obtain jobs, or searching for a building or land or machinery or equipment in order to establish a private project or seek of financial resources. Noting: that this category is the category that worked in the past two weeks continuously.
5. **Not seeking work because of discouragement:** Those individuals aged (7 years and over) who had worked in the past but within a reference week did not work even one hour, were not looking for work and were willing to work or need to work and sought previously but had been unable to find work.

**Does not work and wants to work – Never Employed:**

6. **Actively seeking a job during the reference week:** Those individuals aged (7 years and over) who did not work at all during the last period, were not absent from a job, were available for work and actively seeking a job during the reference week, and looking for a job by one method of the following: registration at employment office, or registration at a labor union, or asking friends or relatives, or a personal visit of the premises, or reading the newspaper in order to obtain jobs, or searching for a building or land or machinery or equipment in order to establish a private project or seek of financial resources.
7. **Not seeking work because of discouragement:** Those individuals aged (7 years and over) who has not worked throughout their life with any kind of work, has not worked even for one hour during the reference period, was not looking for work, but has desire or need to work and sought work previously but was unable to find and has no income due to this and did not continue in looking for work.

**Does not work does not want to work:**

Individuals aged (7 years or over) for which the concept of employed or unemployed does not apply, are classified outside the labor force, in the sense that this individual did not work even one hour during the reference period, nor looking for work and does not wish to work and falls under this definition:

8. **Full-time study / training:** Individuals aged (7 years or over) who regularly study in order to obtain a qualified skill and not linked to work during a certain period of reference. It should be noted here that household chores and hobbies are not included in the concept of work.
9. **Full-time housekeeping:** Any person (male or female) aged (7 years and over) not working but has capability to work and not looking for work and not attending regular study and aims at serving the household home. This does not include the servicing of the homes of others in return for payment in kind or cash since this type of service is within the workplace.

10. **Disabled /old age / illness:** An individual who is aged (7 years and over) who cannot do any kind of work due to chronic illness or due to any disability This category also includes all individuals who are unable to work because of old age.
11. **The existence of income / retiree:** If an individual is able to work but does not work and did not wish to work nor look for work because there is revenue from real estate, or retirement, etc.
12. **Other:** Includes any individual for which all the previously stated did not apply, such as a prisoner, or individual capable of work but not wishing or looking for work and who has no income, such as sons and daughters who are not attending school, who do not apply to any situation mentioned previously.

### **Main Occupation:**

The main job or type of work performed by the employed person or used to be performed by the unemployed ever worked person. The occupation refers to the activity in which the employee works more than half of his/her working hours or the most frequent job during the last three months prior to the enumeration night.

### **Main Economic Activity:**

Economic activity refers to the activity of the establishment in which an employed person worked during the reference period, or last worked if unemployed. This activity is defined in terms of the kind of goods produced or services supplied by the unit in which the person works. Economic activities are classified according to the unified commodity classification in the West Bank and Gaza Strip which is based on the International Standard Classification of All Economic Activities (ISIC Rev3).

### **Sector:**

the sector is the work place (establishment) the person currently worked in or the work place that previously worked if he is currently unemployed the sector classified as follows:

1. **National private (indoor):** Comprise any profit establishment owned by about 51% of it's capital to one person or group of persons or Palestinian establishments that resident in the Palestinian Territory.
2. **National private (outdoor):** Comprise all persons who worked as self employed and do not work for fixed establishment; instance for that the street venders who worked as own account, own account taxi driver, or the worker in construction without being employed as permanent worker for any establishment or contractor or farmer who works in his own farm.
3. **Foreign private (indoor):** Comprise any profit establishment owned by about 51% of it's capital to a group of persons or establishments non resident in the Palestinian Territory, and also it comprise all employed in the foreign establishments branches in the Palestinian territory, but the employed persons in the official diplomatic missions for this governments not included.
4. **Foreign private (outdoor):** Comprise all persons who worked as self employed and do not worked at fixed establishments out side Palestinian Territory such as Israel or Arab Countries.
5. **National government:** Comprise the central government and the local authorities and public sector government establishments.
6. **Foreign government:** Comprise any government establishment attached to foreign government also included the diplomatic missions and official foreign government.

7. **Non profit organization:** Comprise the charitable association and the nonprofit establishments such as the unions, all women and youth organizations, churches and the establishments attached to it
8. **UNRWA:** Comprises all the UNRWA establishments for employing the Palestinian refugees, either administration services offices, schools, training centers, clinics.
9. **International organization:** Comprises the international organizations attached to the United Nation, any international or regional organization (excluded UNRWA) such as UNISCO, UNDP, and the similar international organization ( WB, IMF,.....)

### **Employment Status:**

It refers to the employment status of the employed or unemployed ever worked persons. The employment status is categorized as follows:

1. **Employer:** A person who works in an establishment that is totally or partially belonging to him \ her and hires or supervises the work of one or more waged employees. This includes persons operating their projects or contracting companies provided they employ a minimum of one waged employee. Shareholders are not considered employers even if they are working in the public \ public limited liability companies.
2. **Self-employed:** A person who works in an establishment that is totally or partially belonging to him \ her and hires no waged employees. This includes persons engaged independently in a profession or trade.
3. **Regular wage employee:** A person who works for others or for employer and receives remuneration in wage, salary, commission, tips, piece-rates or pay in kind, and must take in consideration that there is a agreement (written/orally) between the employer /work side and the employee which guarantee for employee work for period of time and guarantee for him some rights. This concept include employees in the ministries and the other public parties, in addition to wage employees in household projects or for others, employee\National Government, employee\Foreign Government, employee\ UNRWA, employee\International Organization, employee\Nonprofit Organization, regular employee\ private sector, regular employee\ foreign private sector.
4. **Irregular wage employee:** A person who works for employer, or under enterprise supervising as irregular employee, such as casual workers, daily or weekly without any official commitment for work, and when they are unemployed in the reference week they do not classified as employed.
5. **Unpaid family member:** A person who works without pay in an economic enterprise (farm, undertaking ... etc) operated by a related person in the same family.

### **Place of work:**

It refers to the working place of the employed person and the last working place of the unemployed ever worked person. Place of work is classified as follows:

1. **At home:** It applies if the employee works inside his housing unit. However, it does not apply to cases in which a grocery with its own door (for instance) is close to the housing unit. In this case, the place of work is considered in the same locality.
2. **In the same locality:** It applies if the employee works inside his locality.
3. **In the same governorate:** It applies if the employee works in one of the localities belonging to the same governorate.
4. **In other governorate:** It applies if the employee works in one of the localities belonging to a different governorate.
5. **In Israel:** It applies if the employee works in the Palestinian Territory occupied by Israel in 1948.

6. **In Settlements:** It applies if the employee works in one of the Israeli settlements established in parts of the Palestinian Territory occupied in 1967.
7. **Abroad:** It applies if the employee works in another country outside the Palestinian Territory.

**Marital Status:**

The status of those 12 years old and over in terms of marriage traditions and laws in the country.

May be one of the following cases:

1. **Never married:** It applies if the person aged 12 years and over has not been married or legally engaged (according to customs and traditions applicable in the country).
2. **Legally engaged:** It applies if the person aged 12 years and over has an official marriage document (issued by a competent court) but has not been actually married yet according to customs and traditions applicable in the country. The divorced, widowed, and married twice do not belong to this category.
3. **Married:** It applies if the person aged 12 years and over is actually and officially married (according to customs and traditions applicable in the country) irrespective of his / her past marital status as well as of whether the couple were together during the reference period or not. The person married to more than one wife is classified as married.
4. **Divorced:** The person aged 12 years and over who previously married and legally divorced but was not married again.
5. **Widowed:** The married person aged 12 years and over whose marriage was ended by the death of the spouse and was not married again.
6. **Separated:** The individual 12 years old and over who was married, but his/her marriage was revoked for some reason without any legal or official registration, and he/she did not marry again.

**Age at first marriage in completed years:**

refers to the age of the person in the actual marriage date.

**Live Birth:** It refers to any live birth who shouted, cried or shown any signs of live upon delivery, irrespective of whether he died after that or not.

## Summary of Final Results

### 2.1 Population findings

The findings show that the total number of Nablus Governorate population on the midnight of December 1, 2007 was 320,830 people, including 162,241 males and 158,589 females. The male/female sex ratio totaled 102.3 males per 100 females. The number of the population includes the following:

#### 2.1.1 The actual counted population

According to the findings of the actual count process, the number of the actually counted population in Nablus Governorate is 315,956 people, this constitutes 98.5% of the total population as per the results of the post enumeration survey.

The number of Nablus Governorate population is divided by type of locality where 174,403 or 55.2% of the total Governorate population live in urban areas, 111,197 or 35.2% of the total Governorate population live in rural areas, and 30,356 or 9.6% of the total Governorate population live in refugee camps. Comparatively, in the 1997 census, the figures for rural areas were the highest percentage of population close at 47.9%, 41.6% for urban areas of the total Governorate population. The percentage of refugee camps was 10.5% of the total Governorate population.

### 2.2 The basic demographic and social characteristics of the population

#### 2.2.1 Population age structure

The Palestinian society of Nablus Governorate is still a society of young people, according to the findings. The number of the people aged 0-14 years in Governorate totals 125,572 or 39.7% of the total Governorate population. The number of people aged 15-64 is 177,367 or 56.1% of the total number of Governorate population. The number of the rest of the population whose age is 65 years and over totals 11,885 of Governorate population or 3.8% of the total Governorate population. 0.4% of Governorate population had their ages unstated.

#### 2.2.2 Basic Characteristics of Marriage

The findings show that the number of people aged 12 and over who are married in Nablus Governorate is 108,750 or 50.9% of the total population of Governorate who are in the age group of 12 years and over. The number of married males is 53,958 or 50.1% and the number of married females is 54,792 or 51.7%. The number of divorced people in the Governorate is 439 or 0.2% of the total population in the age group of 12 and over in the Governorate.

#### 2.2.3 Refugee status

The number of refugees in Nablus Governorate totaled 83,115 or 26.3% of the total Palestinian population of the Governorate. They are distributed as follow: 36,966 in urban areas (21.2% of the total Palestinian population of the urban areas), 16,738 in rural areas (15.1% of the total Palestinian population of the rural areas), and 29,411 in refugee camps (96.9% of the total Palestinian population of the refugee camps).

#### 2.2.4 Basic Characteristics of Education

The number of people aged 5 years and over in Nablus Governorate attending education is 112,947 or 41.6% of the total population of the Governorate of the same age group. They are



distributed as follows: 56,459 males or 41.4% of the total Palestinian males aged 5 years and over, 56,488 females or 42.0% of the total Palestinian females aged 5 years and over.

According to findings, there are 11,358 illiterates in Nablus Governorate in the age group of 15 years and over (they constitute 6.0% of the total of the Palestinian population of the same age group in the Governorate. Illiteracy is more prevalent among females than males since there were 2,455 illiterate males or 2.6% of the total number of illiterate Governorate population aged 15 years and over and 8,903 illiterate females or 9.5% of the total number of illiterate Governorate population of the same age group. The highest concentration of illiteracy was at rural areas 8.0% followed by refugee camps 7.0% and urban areas 4.6%.

In comparison with the 1997 Census, illiteracy has dropped. The rate of the Palestinian illiterate people reached approximately 11.7% of the total Palestinian population aged 15 and over in the year 1997 to become 6.0% in the year 2007, of which 6.1% were males and 17.4% females in 1997. Distribution by locality type produced these results: 7.5% of the illiterates aged 15 and over were in urban areas, 15.3% of the illiterates aged 15 and over were in rural areas, and 13.2% of the illiterates aged 15 and over were in refugee camps.

The number of the Palestinian population of Nablus Governorate with diploma and higher reached 30,291 or 26.6% of the total number of the population in the age group of 10 years and over in the Governorate. Those specialized in business and administration at the first place at 25.4% of the graduates belonging to this category of Palestinians with diploma and higher. This was followed by specializing in education science and teacher rehabilitation at 14.0% of the graduates.

In the 1997 census, business administration occupied the first place followed by humanities science. According to findings, 24.6% of the diploma and higher graduates were specialized business administration, and 16.7% of the diploma and higher graduates were specialized for humanities science graduates.

### **2.2.5 Basic Characteristics of Labor**

The number of economically active Palestinian population in Nablus Governorate is 79,376 or 34.5% of the total Palestinian population in the age group of 10 and over in Nablus Governorate, including 67,409 males or 58.1% of the total male population in the age group of 10 and over in the Governorate and 11,967 females or 10.5% of the total female population in the age group of 10 and over in the Governorate.

The number of unemployed people of the Palestinian population of the Governorate in the age group of 10 and over was 10,368 or 13.1% of the total population in the age group of 10 and over in the Governorate. The rate of unemployment by locality type was found at refugee camps at 20.8% followed by 14.3% at rural areas, and 11.2% at urban areas.

### **2.2.6 Basic characteristics of disability/Difficulty**

The findings of the Census show that the number of the Palestinian population in Nablus Governorate who have at least one disability/Difficulty is 17,596 or 5.6% of the total number of the Governorate Palestinian population. The distribution of Palestinian people with disability/Difficulty by type is as follows: 9,627 persons have seeing disability/Difficulty or 3.0% of the total number of the Governorate Palestinian population; 4,631 persons have hearing disability/Difficulty or 1.5% of the total number of the Governorate Palestinian population; 7,260 persons have moving disability/Difficulty or 2.3% of the total number of

the Governorate Palestinian population; 2,217 persons have cognition disability/Difficulty or 0.7% of the total number of the Governorate Palestinian population; and 2,211 persons have communication disability/Difficulty or 0.7% of the total number of the Governorate Palestinian population.

### **2.3 Findings of household's number**

According to the findings of population count, the number of private households, which were actually counted in Nablus Governorate, totaled 58,750 households. The average size of the Governorate households is 5.4. The number of Palestinian nuclear families in the Governorate reached 48,156 or 82.0% of the total number of the Palestinian households.