

**Percent of Pregnant Women who had Certain Complications by Symptoms and Selected Background Characteristics**

<b>Background Characteristics</b>	<b>Infections</b>	<b>Convulsions</b>	<b>Bleeding</b>	<b>Hypertension</b>	<b>Persistent Headache</b>	<b>Swollen Ankles</b>	<b>Others</b>	<b>No. of Pregnant Women</b>
<b>Age*</b>								
< 30 Years	34.5	7.1	4.4	19.3	38.6	19.5	6.0	434
30-49	31.2	4.0	7.3	20.7	37.5	33.0	11.7	189
<b>Education*</b>								
Less than Elementary	40.8	5.5	2.4	22.0	40.2	30.7	9.3	94
Elementary	28.9	4.4	4.7	17.7	40.0	27.1	5.3	178
Preparatory	37.3	6.5	5.7	21.6	40.7	19.4	7.7	186
Secondary +	30.0	7.5	7.1	18.5	34.8	20.5	9.5	164
<b>Pregnancy Duration*</b>								
< 3 Months	22.2	2.7	9.1	9.3	43.3	2.9	2.6	63
3-5	31.6	5.0	2.9	17.6	40.5	12.1	7.0	214
6-9	36.6	7.6	5.8	22.7	36.9	34.5	9.1	345
<b>Total</b>	<b>33.4</b>	<b>6.2</b>	<b>5.2</b>	<b>19.6</b>	<b>38.8</b>	<b>23.6</b>	<b>7.7</b>	<b>624</b>

\* Two cases with missing duration of pregnancy and education value, and one case with missing age value.

**Percent Distribution of Births Occurred at Health Institutions by Nature of Delivery  
and Selected Background Characteristics**

<b>Background Characteristics</b>	<b>Nature of Delivery</b>						<b>No. of Births at Health Institutions</b>
	<b>Normal</b>	<b>Episiotomy</b>	<b>Induction of Labor</b>	<b>Suction and Forceps</b>	<b>Caesarian</b>	<b>Total</b>	
<b>Mother's Age</b>							
< 30 Years	70.1	16.2	5.9	2.8	5.1	100.0	1598
30-49	75.2	4.8	6.8	3.9	9.3	100.0	1309
<b>Place of Residence</b>							
West Bank	70.4	11.9	7.1	2.8	7.8	100.0	1831
Gaza Strip	75.9	9.3	5.0	4.2	5.6	100.0	1076
<b>Education of Mother</b>							
Less than Elementary	72.0	5.9	6.0	3.5	12.6	100.0	473
Elementary	73.1	10.0	7.7	2.6	6.7	100.0	757
Preparatory	75.4	10.7	5.8	3.2	4.9	100.0	911
Secondary +	68.5	15.3	5.6	4.2	6.3	100.0	766
<b>Total</b>	<b>72.4</b>	<b>11.0</b>	<b>6.3</b>	<b>3.3</b>	<b>7.0</b>	<b>100</b>	<b>2907</b>

**Percent of Last Two Births During the Last Five Years Preceding the Survey Whose Mothers Received Ante-Natal Care by Personnel Providing Care and Selected Background Characteristics**

Background Characteristics	Personnel – Providing Care					No. of Births Received Ante-Natal Care
	General Practitioner	Specialized Physician	Nurse/ Midwives	Daya	Others	
<b>Mother's Age</b>						
< 30 Years	19.7	78.6	27.4	0.5	0.4	1774
30-49	16.8	77.4	28.8	0.6	0.5	1394
<b>Place of Residence</b>						
West Bank	19.7	89.9	10.6	0.8	0.7	2077
Gaza Strip	15.9	55.9	61.3	0.1	0.0	1091
<b>Education of Mother</b>						
Less than Elementary	19.8	81.8	21.8	1.1	0.4	514
Elementary	20.6	75.3	27.9	0.6	0.7	835
Preparatory	18.7	76.4	31.1	0.5	0.1	993
Secondary +	15.0	80.6	28.3	0.2	0.6	826
<b>Total</b>	<b>18.4</b>	<b>78.1</b>	<b>28.0</b>	<b>0.5</b>	<b>0.4</b>	<b>3168</b>

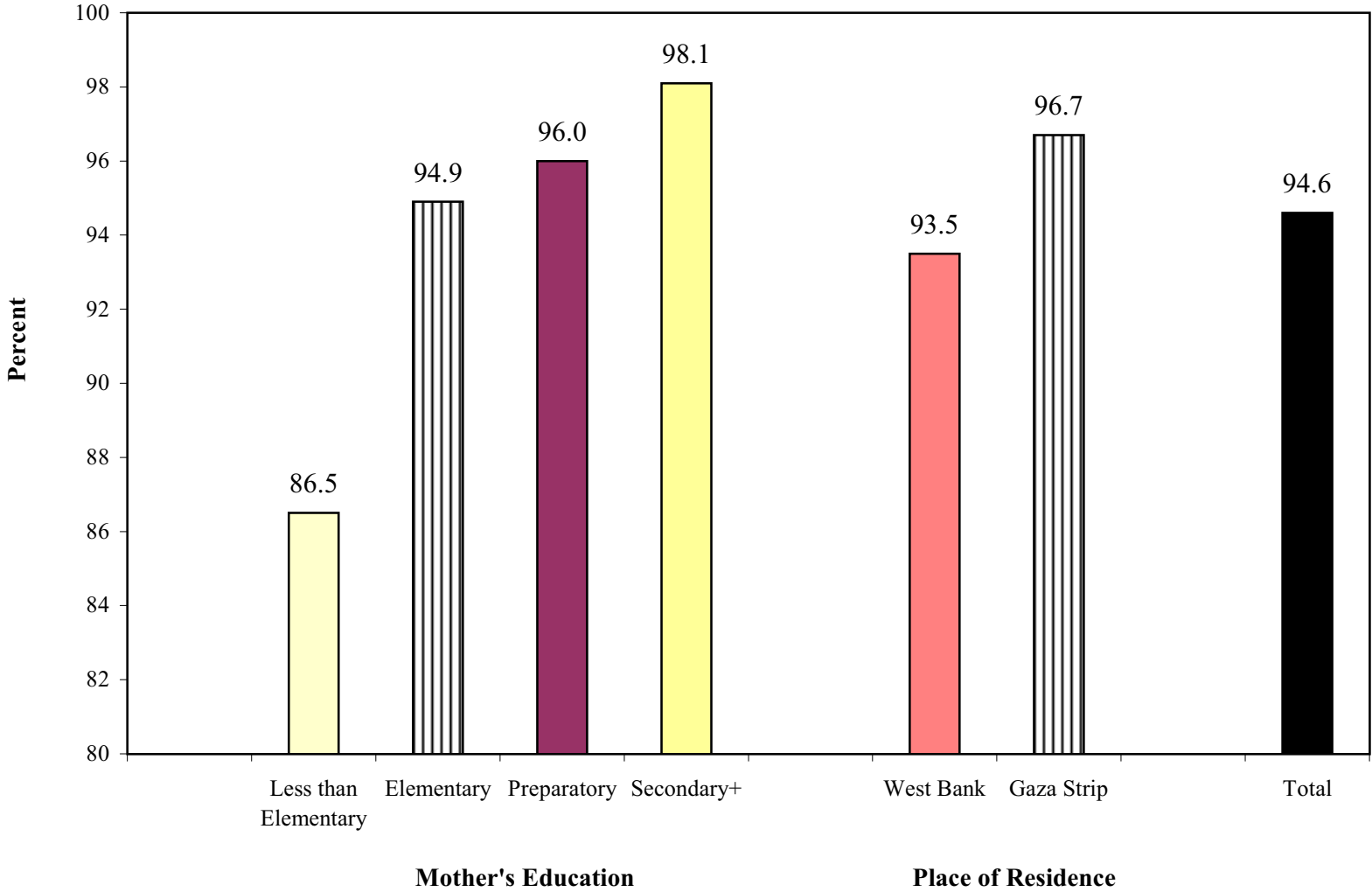
**Percent Distribution of Pregnant Women Received Ante – Natal Care by Duration of Pregnancy at First Visit and Background Characteristics**

Background Characteristics	Duration of Pregnancy at First Visit				No. of Pregnant Women Received Ante-Natal Care
	<3 months	3-5 months	6-9 months	Total	
<b>Age</b>					
< 30 Years	49.8	44.5	5.7	100.0	346
30-49	42.6	45.2	12.3	100.0	154
<b>Place of Residence</b>					
West Bank	63.6	33.4	3.0	100.0	294
Gaza Strip	24.7	60.9	14.3	100.0	206
<b>Education of Mother</b>					
Less than Elementary	50.6	44.7	4.7	100.0	66
Elementary	43.9	46.8	9.3	100.0	140
Preparatory	43.7	47.6	8.8	100.0	151
Secondary +	54.0	39.7	6.4	100.0	143
<b>Total</b>	<b>47.6</b>	<b>44.7</b>	<b>7.7</b>	<b>100</b>	<b>500</b>

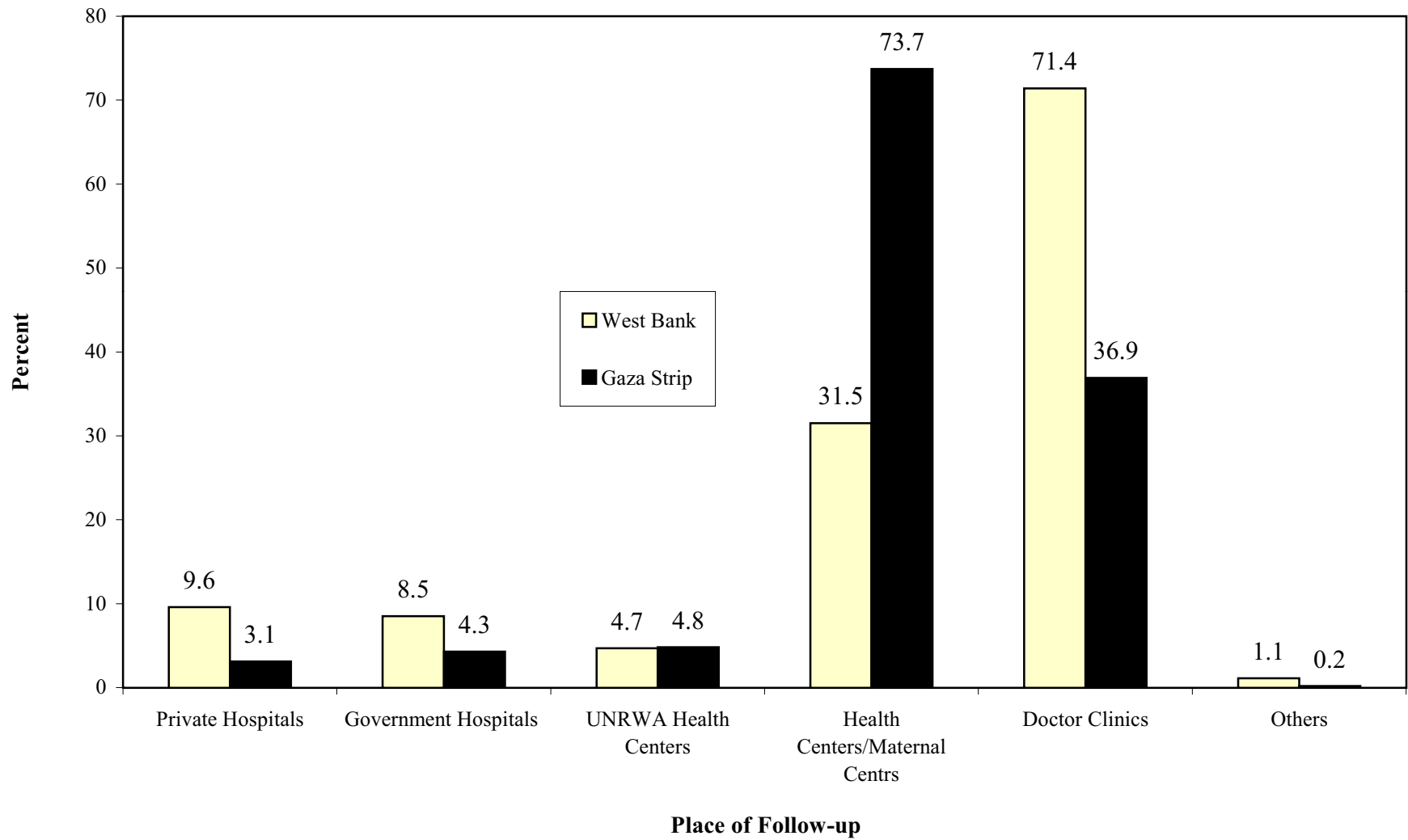
**Percent Distribution of Last Two Births Whose Mothers Didn't Receive Tetanus Toxoid  
by Reason and Selected Background Characteristics**

<b>Background Characteristics</b>	<b>Reason for not Receiving</b>						<b>No. of Births Whose Mothers didn't Receive Tetanus Toxoid</b>
	<b>Don't Know it's Importance</b>	<b>Health Center doesn't Provide Vaccination</b>	<b>Vaccination Place is too Far</b>	<b>Busy</b>	<b>Others</b>	<b>Total</b>	
<b>Mother's Age</b>							
< 30 Years	33.8	34.7	2.9	3.2	25.5	100.0	741
30-49	38.0	29.2	1.3	4.0	27.5	100.0	702
<b>Place of Residence</b>							
West Bank	40.8	35.7	2.6	3.2	17.7	100.0	1168
Gaza Strip	14.2	15.0	0.0	5.2	65.6	100.0	275
<b>Education of Mother</b>							
Less than Elementary	41.5	30.4	3.7	5.5	18.9	100.0	307
Elementary	41.9	28.1	2.8	2.4	24.8	100.0	392
Preparatory	29.6	33.4	1.5	3.9	31.6	100.0	441
Secondary +	31.5	36.3	0.5	2.4	29.3	100.0	303
<b>Total</b>	<b>35.9</b>	<b>31.9</b>	<b>2.1</b>	<b>3.5</b>	<b>26.5</b>	<b>100</b>	<b>1443</b>

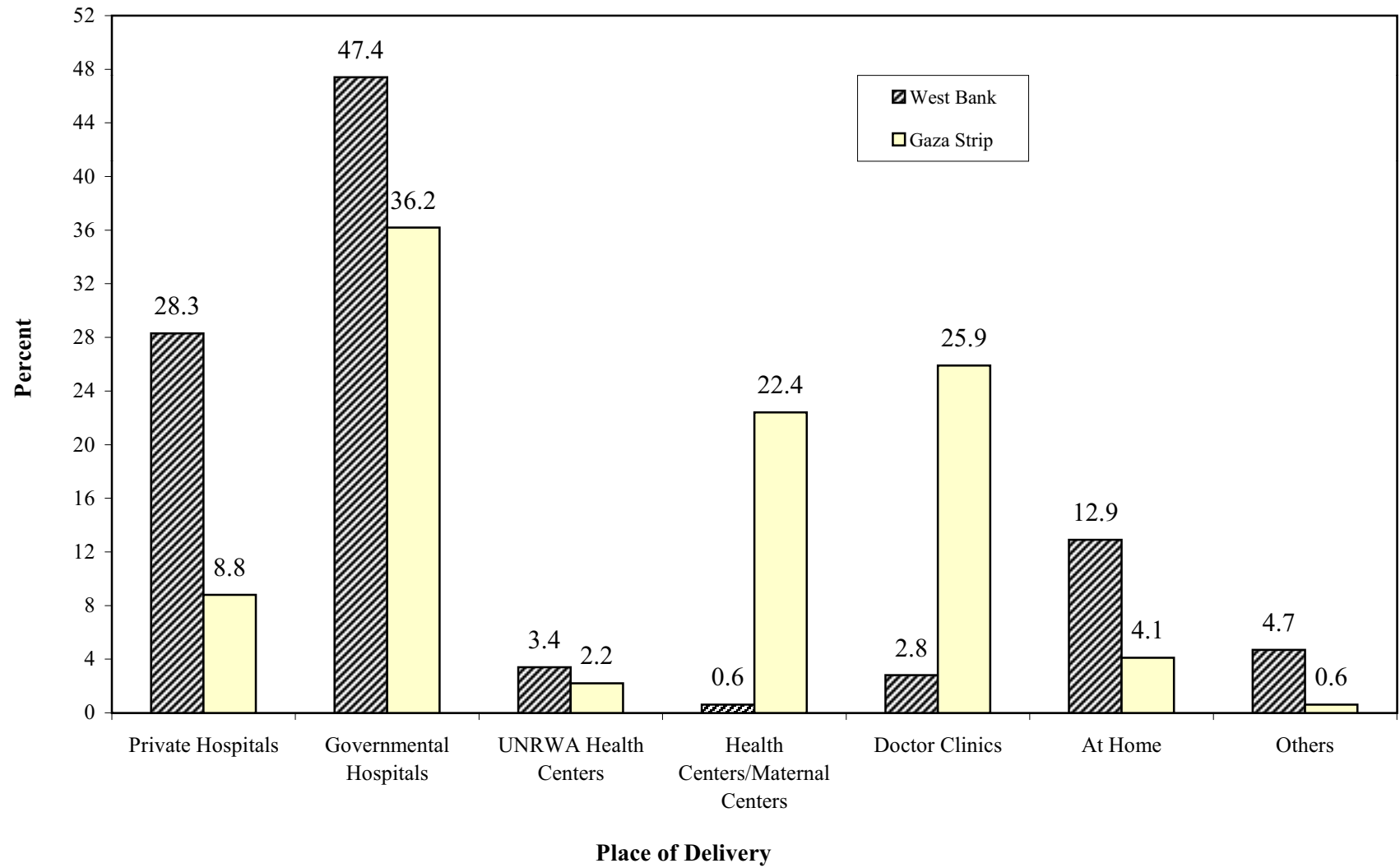
**Percentage of (Last Two) Births Whose Mothers Had Received Pre-natal Care, by Mother's Education and Place of Residence**



**Percentage of (Last Two) Births Whose Mothers Had Received Pre-natal Care by Place of Follow-up**

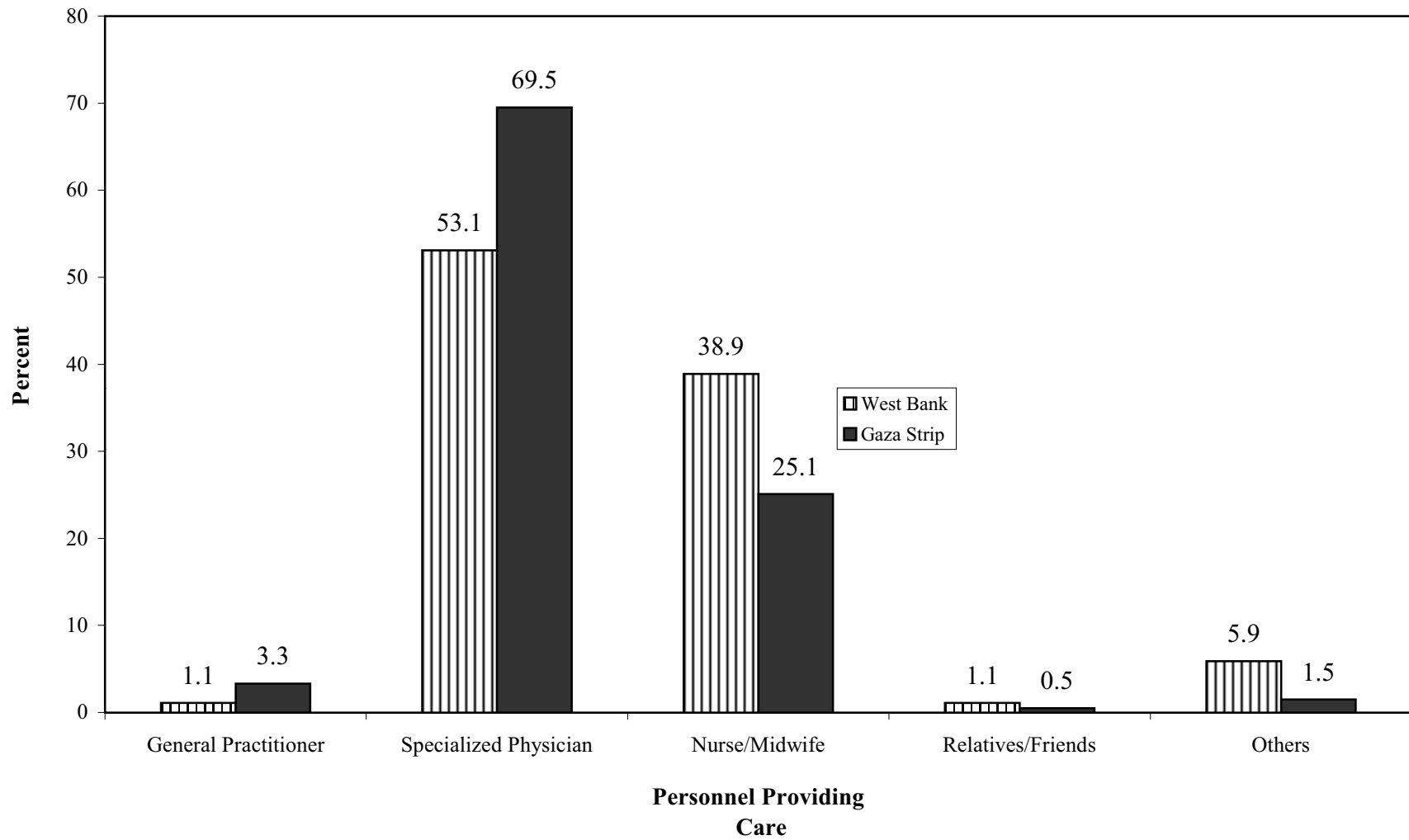


**Percent Distribution of Last Two Births by Place of Delivery and Place of Residence**

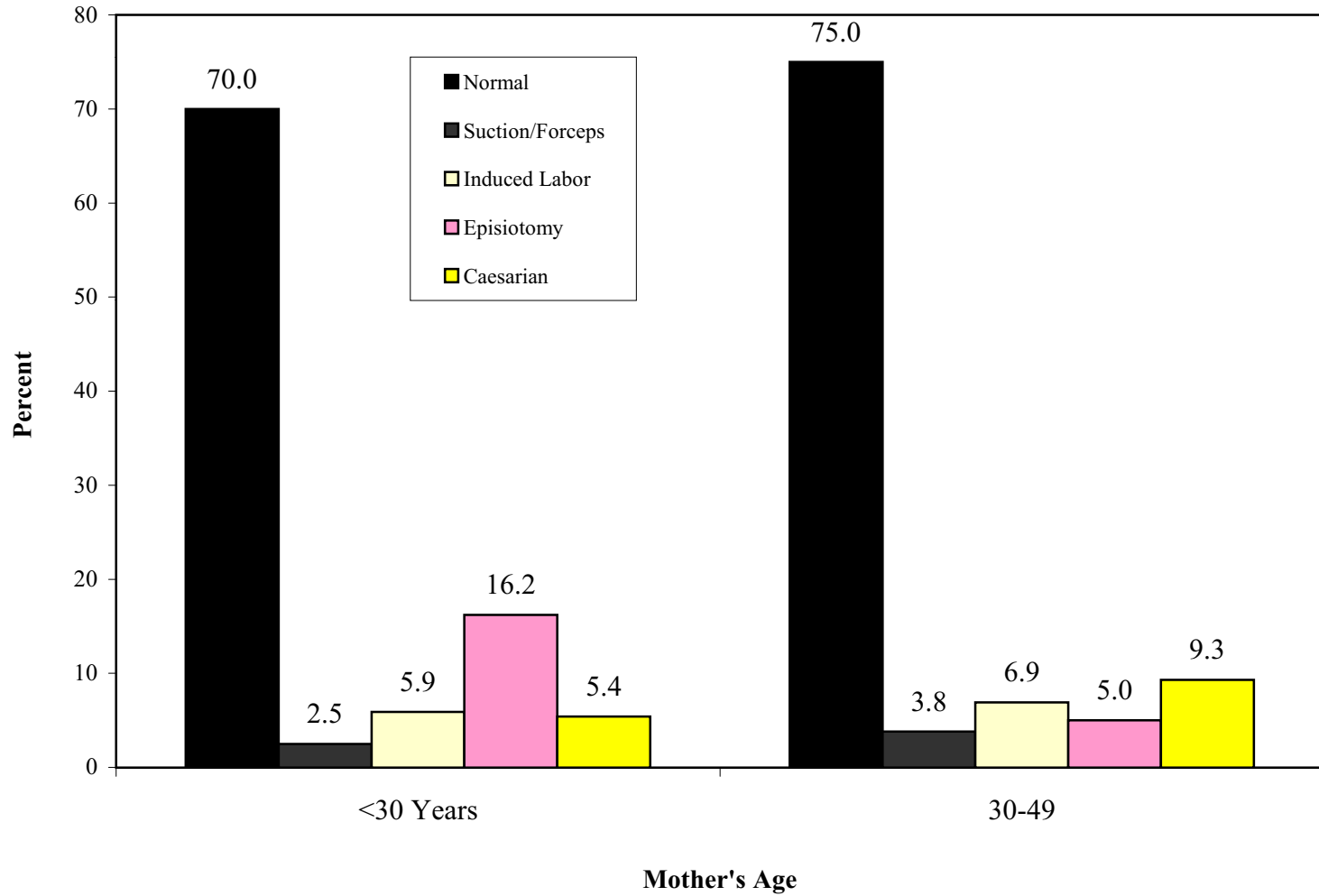




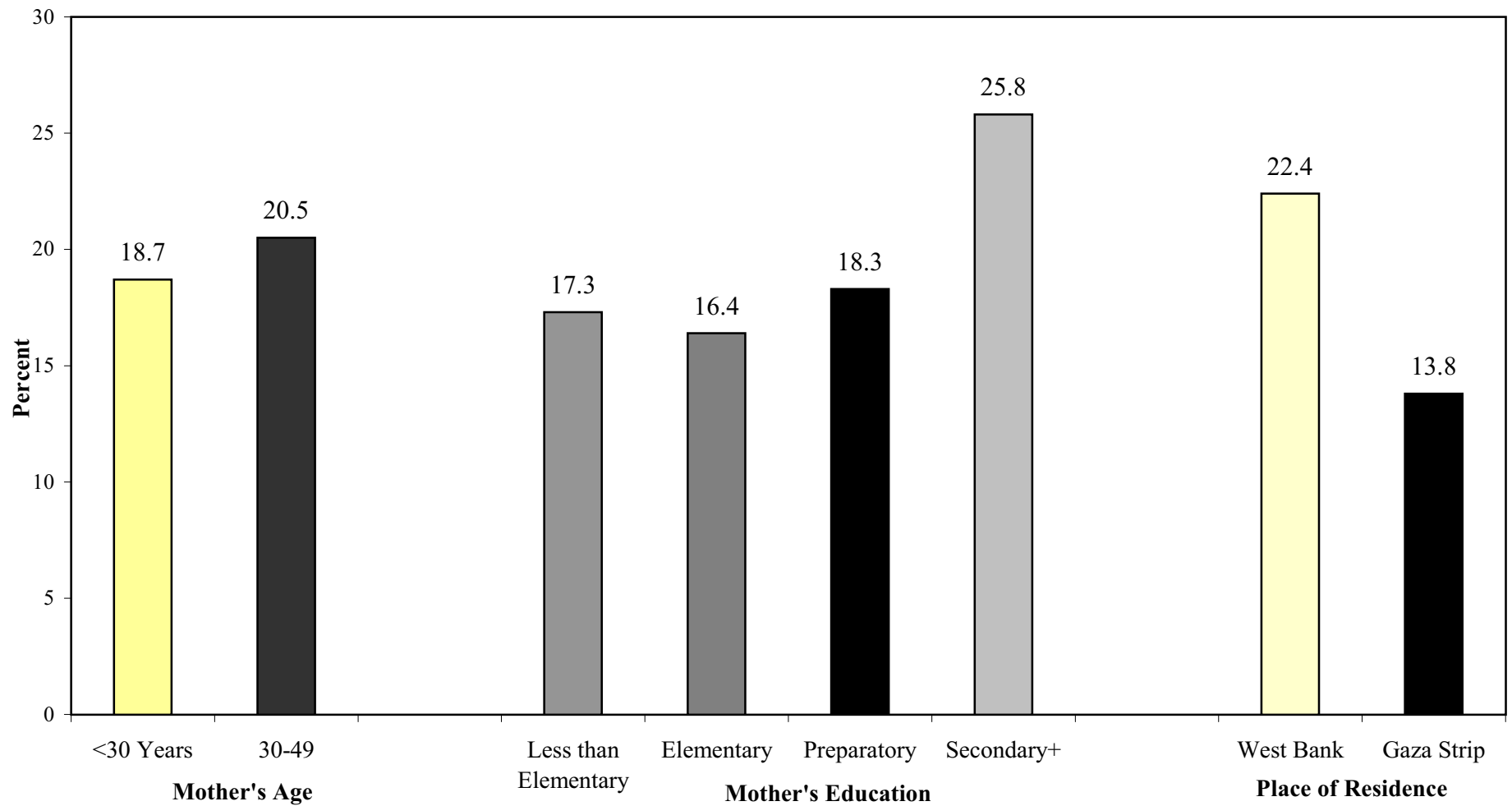
**Percent Distribution of (Last Two) Births During the Five Years Preceding the Survey by Personnel Providing Care During Delivery and Place of Residence**



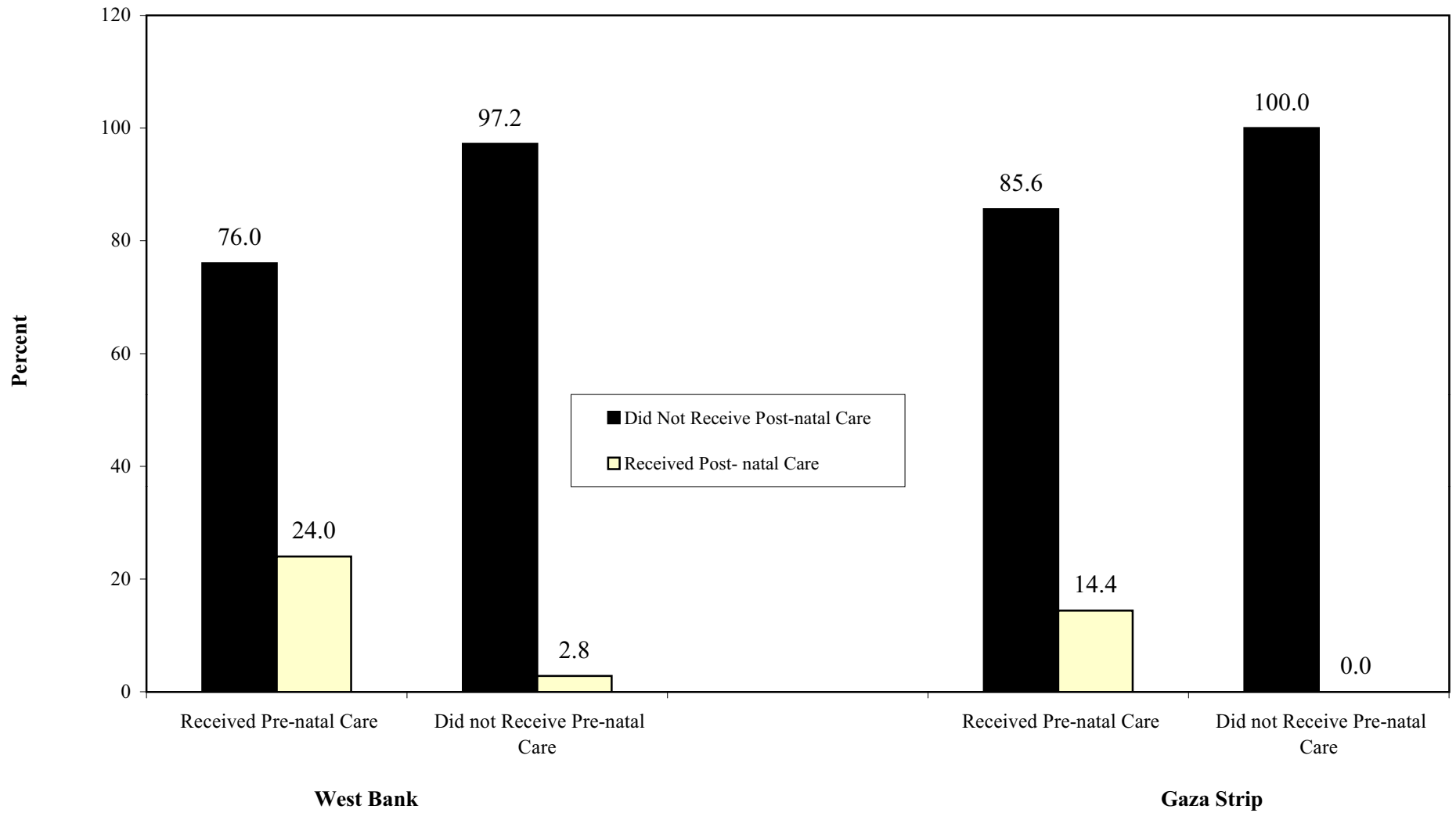
**Percent Distribution of (Last Two) Births Occurred at Health Institutions by Mother's Age and Nature of Delivery**



**Percentage of (Last Two) Births Whose Mothers Had Received Post-natal Care by Selected Background Characteristics**



**Percent Distribution of (Last Two) Birth During the Five Years Preceding the Survey Whose Mother Had Received Pre-natal Care by Receiving Post-natal Care**



**Percent of Births (Last Two) whose Mothers did not Receive Tetanus Toxoid and Post-natal Care by Region**

