

Smoking and Tobacco Consumption Survey, 2021


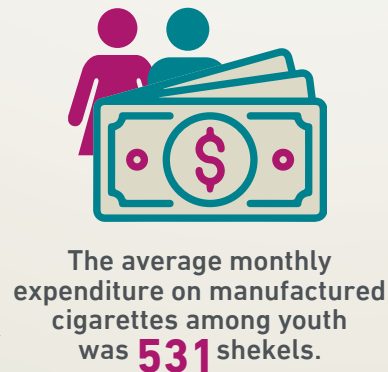
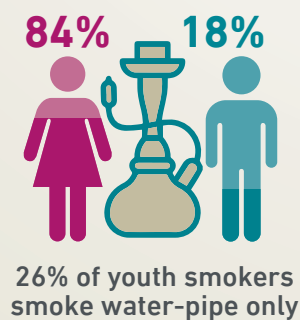
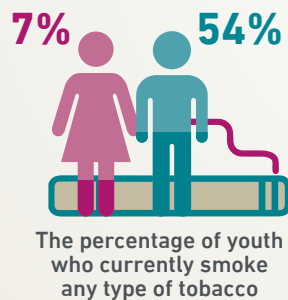

"Youth and Tobacco Consumption"



About the survey

The Palestinian Central Bureau of Statistics implemented the first specialized survey on smoking and tobacco consumption in Palestine, based on the GATS methodology, during the period between (14/09/2021-01/11/2021) on a sample of 9,232 representative households in Palestine. (5,049) households in the West Bank, and (2,714) households in the Gaza Strip, There were a total of 7,763 completed individual interviews, with an overall response rate of 88%. The data in the factsheet is representative of individuals 18-29 years.

TOBACCO USE



Tulkarem governorate has the highest smoking percentages compared to the rest of the governorates. More than half of the youth in Tulkarm are smokers



CESSATION

24%
of youth tried to quit smoking in the last 12 months of the survey

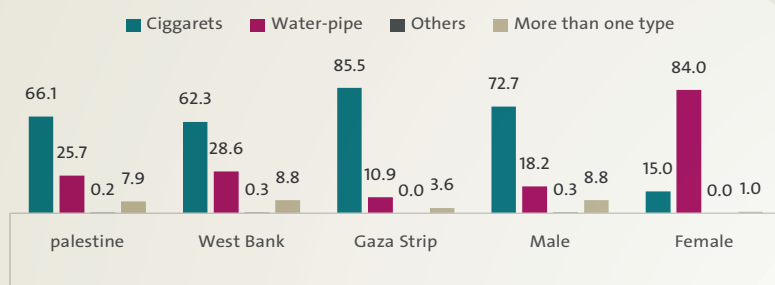
SECONDHAND SMOKE

49%
of youth were exposed to tobacco smoke inside their homes

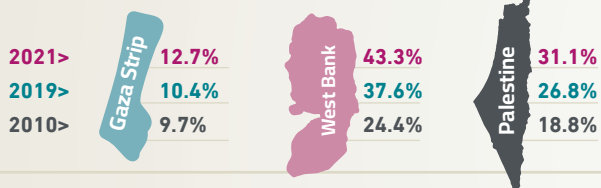
59%
of youth were exposed to tobacco smoke in public transportation.



Percentages of using different types of tobacco among youth smokers by region and sex



Smoking trends among youth by region



Smoking trends among youth by sex



Prevalence of smoking among Youth

Region & Governorate	smoked tobacco percentages
Palestine	31
West Bank	43
Jenin	37
Tubas & Northern Valleys	46
Tulkarm	55
Nablus	44
Qalqiliya	48
Salfit	23
Ramallah & Al-Bireh	50
Jericho & Al- Aghwar	44
Jerusalem	47
Bethlehem	28
Hebron	43
Gaza Strip	13
North Gaza	11
Gaza	12
Dier Al-Balah	10
Khan Yunis	11
Rafah	23

SPENDING ON SMOKING & TOBACCO USE AMONG YOUTH	Region			Sex	
	Palestine	West Bank	Gaza Strip	Male	Female
Percentage of Prevalence of cigarette smoking	23.0	30.8	11.3	43.9	1.2
Average number of cigarettes consumed per day	19	21	8	19	14
Manufactured cigarettes expenditure per month (NIS)	531	627	181	531	506

WATER-PIPE SMOKING AMONG YOUTH	Region			Sex	
	Palestine	West Bank	Gaza Strip	Male	Female
Percentage of Prevalence of water-pipe smoking	9.6	14.8	1.8	12.8	6.2
Percentage of who believes that water-pipe smoking is associated with an increased risk of transmission of COVID-19.	33.7	33.2	41.2	34.3	32.5

CESSATION AMONG YOUTH	Region			Sex	
	Palestine	West Bank	Gaza Strip	Male	Female
Percentage of Current smokers who thought about quitting because of a warning label	11.5	9.7	17.9	10.8	35.8
Percentage of Youth who tried to quit smoking in the last 12 months of the survey.	23.7	21.4	35.8	25.3	11.0

SECONDHAND SMOKE among youth	Region			Sex	
	Palestine	West Bank	Gaza Strip	Male	Female
Percentage of exposed to tobacco smoke at home	48.9	63.8	24.2	49.2	48.6
Percentage of exposed to tobacco smoke inside public transportation	59.3	50.7	72.2	64.0	54.3

