

2007

15:00

2007/11/14

_____:

%0.77

2007/11/14

%0.77

2007/10

160.18 (100=1996)

2007

2007

158.96

%1.97

%0.81

%0.76

%.1.16

%1.71

%.1.04

%1.35


%1.93

%0.66

%.0.64

%1.28

%1.87



2007

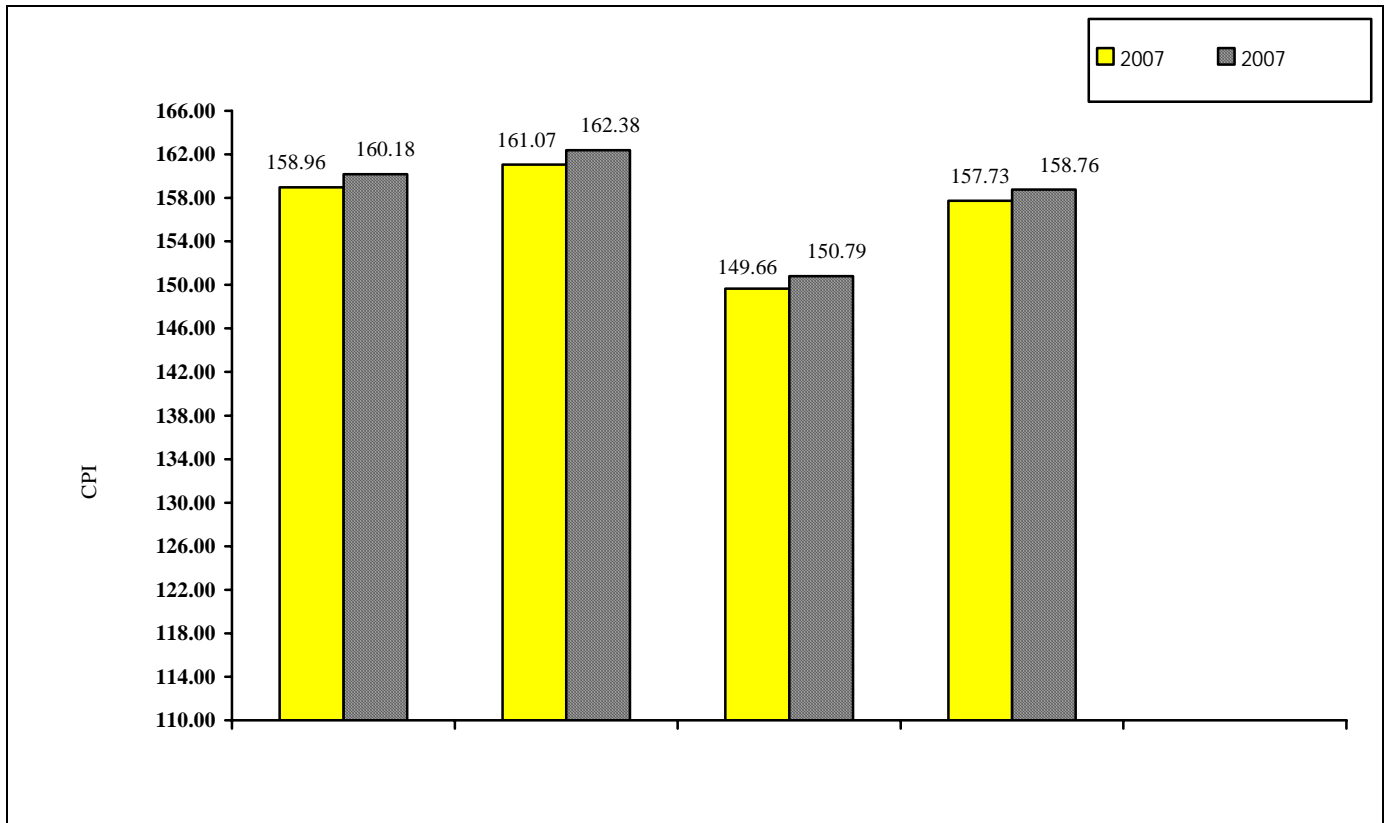
15:00

2007/11/14

(100=1996

) 2007

2007



%1.01 2007

29.90

2000

.%

%0.49

%.002

%0.44

%0.64

%.44.30

2000

%0.28


%0.11

%1.87

%.3.18

2000

%1.19




2007

15:00 2007/11/14

| | | | | |
|---------|---------|---------|-------|--------|
| | %1.41 | | | |
| .%0.32 | | %1.93 | %1.97 | |
| | | %.34.39 | 2000 | |
| | %0.28 | | | |
| | %0.18 | | %0.72 | |
| %.6.92 | | 2000 | | %.0.36 |
| | | %0.52 | | |
| %.0.19 | %0.83 | | %1.71 | |
| | | %63.04 | 2000 | |
| | %0.82 | | | |
| | | %1.28 | | %1.35 |
| | %.21.75 | | 2000 | %.0.81 |
| | %0.19 | | | |
| 0.14 | | %0.16 | %0.29 | |
| | %.19.67 | | 2000 | %.% |
| | %0.11 | | | |
| | | %0.12 | %0.69 | |
| | %.0.96 | | 2000 | %.0.68 |
| | %1.10 | | | |
| %.0.26 | | %1.10 | %1.13 | |
| | | %.34.79 | 2000 | |
| 2000 | %30.38 | 2007 | | |
| %.23.80 | | %27.97 | | %31.01 |

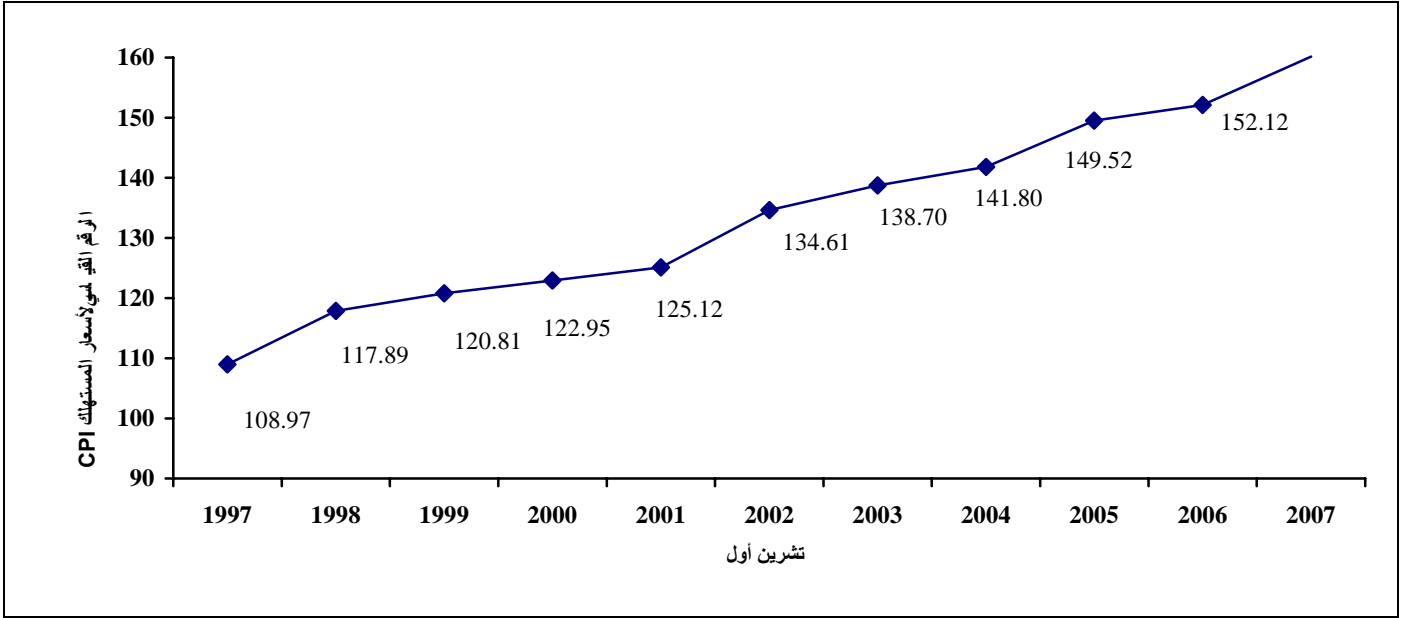
2007-1997



2007

15:00


2007/11/14



.1967

:

| | | | | | | |
|-------|-------|---|---|-------|------|-------|
| | %1.01 | (|) | | | |
| %0.43 | (|) | | 2007 | 2007 | |
| | (|) | | | | |
| | (|) | | %0.74 | | %0.05 |
| | | | | . | | |
| | | | | %1.09 | | |
| | | | | .2007 | 2007 | %0.26 |



2007

15:00

2007/11/14