

# **Palestinian Central Bureau of Statistics (PCBS)**

## **On the Eve of World Elderly Day 1/10/2011**

**The Palestinian Central Bureau of Statistics presents this release about the situation of the elderly (60 years and over) in the occasion of the international elderly day October 1<sup>st</sup>.**

### **Elderly People in the Palestinian Territory represent 4.4% of the total population in mid 2011**

The Palestinian Territory witnesses improvement in life expectancy since the beginning of the last decade. Life expectancy has increased about 4-7 years during the last decade as well as during the last five years. In particular life expectancy increased for both males and females from 67.0 years in 1992 to 71.0 years for males and 73.9 years for females in mid of the year 2011. The life expectancy is expected to increase during the coming years to reach 72.0 years for males and 75.0 years for females in the year 2015. The increase of survival rates at the birth time resulted in the increase of the elderly number in the Palestinian Territory which requires studying and researching the elderly situation in the Palestinian Territory.

### **Unchanging percentage of the elderly in the Palestinian Territory during the coming years**

The Palestinian society is considered a young society where the percentage of youth is about half of the society and the percentage of the elderly is relatively small. In mid of the year 2011, the percentage of the elderly (aged 60 and over) reached 4.4% of the population in the Palestinian Territory (4.8% in West Bank and 3.7% in Gaza strip). The percentage of the elderly in all developed countries reached about 16.0% of the population in 2010; while the percentage of the elderly in all developing countries reached about 6.0% of the population. Even though, the percentage of the elderly will be increasing during the coming years in the Palestinian Territory, their percentage will be upcoming relatively low not exceeding 4.5% during the upcoming 10 years. The elderly percentage may start increasing after year 2020.

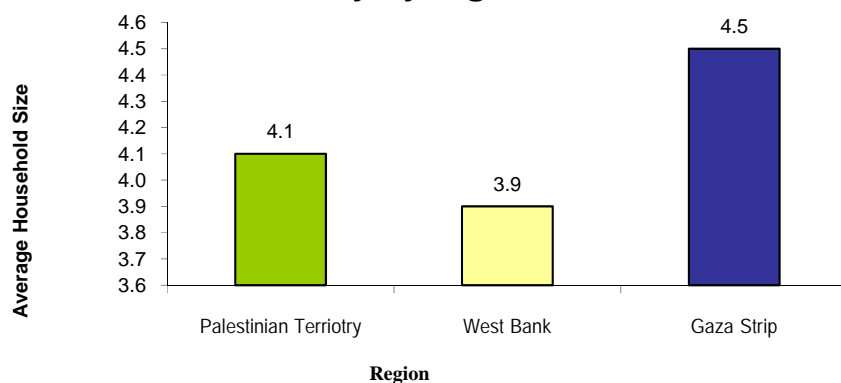
### **Increase of females percentage against males percentage**

The percentage of males (aged 60 and over) in the Palestinian Territory reached about 3.8% in 2011 against 5.0% for females (79.7 males against 100 females).

### **One household out of seven households is headed by an elderly person**

Data of 2010 indicates that the percentage of the extended families in the Palestinian Territory reached 12% (10.6% in West Bank and 16.3% in Gaza Strip). The percentage of households headed by an elderly person reached 15.2% in the Palestinian Territory (16.4% in West Bank and 13.1% in Gaza Strip). The data indicates that the average size of the households headed by an elderly person is relatively small where the average size of the household headed by an elderly person in the Palestinian Territory reached 4.1 individuals against 6.3 for the households not presided over headed by an elderly person in 2010, (3.9 individuals for the household in West Bank and 4.5 individuals for the household in Gaza Strip).

## Average of household size headed by an elderly person in the Palestinian Territory by region, 2010



### Half of elderly females are widows

About 90.8% of the elderly males in the Palestinian Territory are married against 42.8% of the elderly married females. The percentage of the elderly widowed males reached 8.4% against 49.7% for females in 2010.

### More than half of the working elderly are self-employed

The percentage of the elderly contribution to the labor force reached about 14.0% of the total labor force in the Palestinian Territory during the second quarter of the year 2011. There are differences in the working status of the elderly in terms of area and sex. The percentage of the elderly contribution to the labor force in West Bank reached 17.5%; while in Gaza strip reached 6.5%. The percentage of the unemployed elderly in the West Bank reached 3.5% against 11.2% in Gaza strip. The percentage of the unemployed elderly males reached 5.6% against 0.7% of the unemployed elderly females. The data indicates that 54.7% of the working elderly are self-employed; while 19.2% are paid employees.

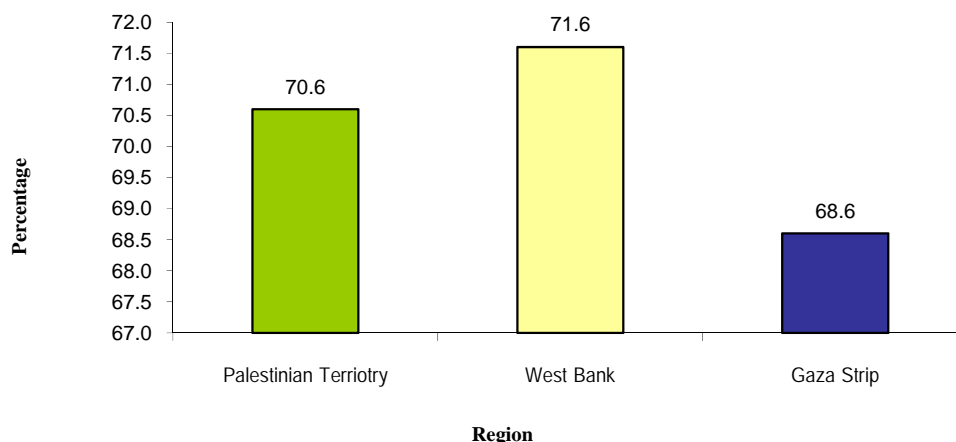
### High percentage of illiterate elderly in 2010

The data indicates that there is high percentage of illiterate elderly in 2010. The percentage of the elderly who have not completed any educational stage reached 60.9% (40.2% males and 77.4% females) with 44.8% illiterate of the total elderly persons. They represent about 66.6% of the illiterate persons in the Palestinian Territory. The percentage of the elderly who obtained diploma and higher is 8.2% in the Palestinian Territory. Education data 2010 indicates that there is obvious difference between males and females in receiving education where the percentage of the elderly males who have obtained diploma and higher reached 13.6% against 3.9% for elderly females knowing that the illiteracy percentage of the individuals aged 15 and over does not exceed 5.1% (2.4% males against 7.8% females). The percentage of the individuals (aged 15 and over) who obtained diploma and higher reached 14.9% of the population (aged 15 and over) (15.9% males and 13.8% females) in the Palestinian Territory.

### Prevalence of chronic diseases among the elderly

The Palestinian Family Survey 2010 data indicates that 70.6% of the elderly aged 60 and over are infected with at least one chronic disease (71.6% in West Bank and 68.6% in Gaza strip) in the Palestinian Territory. The data indicated that females are more infected with 75.1% against 64.7% males.

## Percentage of the Prevalence of chronic diseases among the elderly by region, 2010



### Elderly males smoke 11 times more than elderly females

2010 data indicated that 15% of the total elderly in the Palestinian Territory smoke (30.3% males and 2.7% females) (17.7% in West Bank and 8.9% in Gaza Strip).

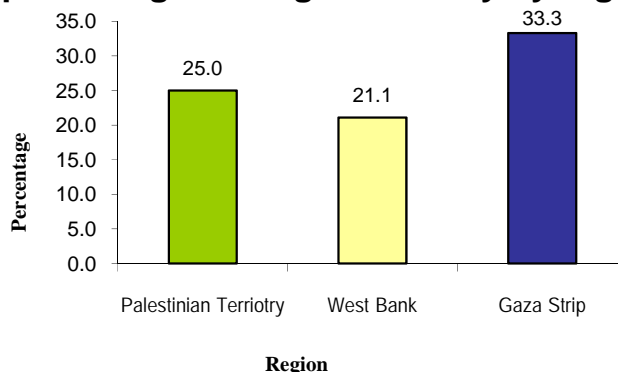
### More than one-thirds of the elderly evaluate their health status less than good-bad

2010 data indicated that 38.3% of the elderly in the Palestinian Territory evaluate their health status less than good to bad (39.9% in West Bank and 35.5% in Gaza Strip).

### One fourth of the elderly are poor in 2010

There is a relation between growing old and poverty where poverty rates increase among the elderly more than youth. The data indicated that the percentage of poverty among the elderly in 2010 reached 25.0% of the total elderly persons which is equivalent to 5.0% of the total number of poor people in the Palestinian Territory knowing that the percentage of the elderly does not exceed 4.4% of the total population in Palestine. The percentage of people in West Bank reached 21.1% against 33.3% in Gaza Strip.

## Poverty percentage among the elderly by region, 2010



### Half of the elderly do not read newspapers and magazines

2010 data indicated that 47.8% of the elderly in the Palestinian Territory do not read newspapers or magazines at all (41.2% in West Bank and 60.0% in Gaza Strip). 64.5% of the elderly watch television daily and 27.7% listen to the radio daily.